

Tiki 18 from Tiki 15

This page summarizes all the changes you may find when you upgrade from Tiki15 'Long Term Support' (LTS) to Tiki18 LTS. You may also read the partial changes in each version: Tiki16, Tiki17 & Tiki18.

- Tiki 18 was released in January 2018.
- As it is a Long Term Support (LTS) version, it will be supported for 5 years.
- New PHP minimum requirement for Tiki 16-17-18 is PHP 5.6. Tiki 18 also supports PHP 7.0 and is 99.9% ok for PHP 7.1/7.2 (please report any issues)
- More information: at the development page <https://dev.tiki.org/Tiki18>

-
- 1.1. Admin UI: enhanced switch to filter preferences
 - 1.2. Advanced Logging Method
 - 1.3. Annotations
 - 1.4. Browser Automation
 - 1.5. Comments
 - 1.5.1. Self-subscribe to comments in trackers/articles/wiki pages/blog posts
 - 1.5.2. E-mail notification of replies to non-registered users
 - 1.6. Composer
 - 1.6.1. Composer Dependencies Revamp
 - 1.6.2. Composer Web Installer
 - 1.6.3. Composer and Satis
 - 1.7. Console.php

- 1.8. Cron / Scheduler
 - 1.8.1. Web Cron
 - 1.8.2. Scheduler (cron jobs)
- 1.9. CSS & Look and Feel
 - 1.9.1. CodeMirror
 - 1.9.2. CSS-only Masonry
- 1.10. Database independence
- 1.11. Faker
- 1.12. Fallback for Tiki base URL
- 1.13. Feedback system revamp
- 1.14. File Checker
- 1.15. Gap value "humanisation" (used in list, listExecute may be more)
- 1.16. H5P
- 1.17. HTTP Headers
- 1.18. Image Gallery to File Gallery migration tool
- 1.19. Installation: updated information
- 1.20. Mcrypt dependency removal
- 1.21. Media Alchemyst
- 1.22. Menus
 - 1.22.1. Login-Box Module Menu
- 1.23. Modern Favicons

- 1.24. Multi-resolution images
- 1.25. Password blacklist
- 1.26. Path structure
- 1.27. PDF Generation
 - 1.27.1. New generator (mPDF)
- 1.28. Permissions
- 1.29. Pivot tables with subtotals
- 1.30. Preferences in Control Panels: Slider to display Advanced
- 1.31. Print
 - 1.31.1. Print Settings (Control Panel)
- 1.32. Profiles
 - 1.32.1. Profile Export: include-files
 - 1.32.2. Profile Export: tracker items
- 1.33. Search
 - 1.33.1. Search index rebuild: report statistics
 - 1.33.2. Calendars added to Unified Search
 - 1.33.3. Search Engine Friendly URLs
- 1.34. Single Sign On with SAML
- 1.35. Sitemap
- 1.36. Smarty Modifier numStyle
- 1.37. Style Guide tool

- 1.38. Trackers
 - 1.38.1. Tracker Transaction
 - 1.38.2. Field CalendarItem
 - 1.38.3. Field conversion possible for certain fields
 - 1.38.4. Field Group selector extended
 - 1.38.5. Field Location
 - 1.38.6. Field Item Link
 - 1.38.7. Field Mathematical Calculation
 - 1.38.8. Field Static Text
 - 1.38.9. Field User selector extended
 - 1.38.10. Tracker item permissions
 - 1.38.11. Tracker field permissions
 - 1.38.12. Tracker Mail notifications enhancements
 - 1.38.13. Tracker prefix for field permanentNames
- 1.39. Translatable preferences
- 1.40. Typography
- 1.41. Unified Search Index reports engine and version
- 1.42. Wiki Pages
- 1.43. Wiki Plugins
 - 1.43.1. Filter UI in any plugin using unified search index
 - 1.43.2. PluginArchiveBuilder
 - 1.43.3. Plugin Benchmark

- 1.43.4. Plugin CasperJS
- 1.43.5. PluginChartJS
- 1.43.6. Plugin Edit form
- 1.43.7. PluginFade
- 1.43.8. Plugin FluidGrid
- 1.43.9. Plugin H5P
- 1.43.10. Plugin HTML
- 1.43.11. PluginIframe
- 1.43.12. Plugin Img
- 1.43.13. LIST Plugin
- 1.43.14. LISTEXECUTE Plugin
- 1.43.15. Plugin List GUI
- 1.43.16. Plugin MetaTag
- 1.43.17. PluginPaymentList
- 1.43.18. Plugin PDF
- 1.43.19. PluginPivotTable
- 1.43.20. Plugin TrackerCalendar
- 1.43.21. Plugin Shorten
- 1.43.22. PluginTOC
- 1.43.23. PluginTracker
- 1.43.24. PluginTrackerCalendar
- 1.43.25. PluginWikiDiff

- 1.44. Wiki Syntax and WYSIWYG
 - 1.44.1. Multilevel style numbering for ordered lists
- 1.45. XMPP client (ConverseJS)
- 1.46. Custom translations
- 1.47. Webservices
- 1.48. Upgrading
 - 1.48.1. ElasticSearch 2 to 5
 - 1.48.2. Downgrades
 - 1.48.3. Backwards-incompatible changes
 - 1.48.4. Known Issues

Other changes (*alphabetically sorted*):

1.1. Admin UI: enhanced switch to filter preferences

1. The "hidden" filter preferences checkbox has been replaced by an "always on top" switch to display Basic or Advanced Settings.
2. The users preferences that were in Community panel are now regrouped in 2 logical tabs under General control panel

1.2. Advanced Logging Method

Tiki has comprehensive built in logging capabilities as part of Action Log and to a lesser extent System Log.

- From Tiki 16 forward advanced logging for high volume sites will be available.
 - See Logging using ELK Stack for details.

1.3. Annotations

Tiki Annotations have been added and are powered by annotatorjs.org 1.x which is becoming Apache Annotator in the future. This is an optional replacement in Tiki18 for Inline Comments with a much nicer interface, and with more potential for expanding the feature set.

1.4. Browser Automation

Web Scraping with PhantomJS and CasperJS: PhantomJS is a headless WebKit with JavaScript API, and therefore, it is an optimal solution for fast headless testing, site scraping, pages capture, SVG renderer, network monitoring and many other use cases. CasperJS is a navigation scripting & testing utility for PhantomJS among others.

See PhantomJS and CasperJS, Browser Automation and PluginCasperJS.

Initial commit: <https://sourceforge.net/p/tikiwiki/code/61402/> (will later be merged to trunk)

1.5. Comments

1.5.1. Self-subscribe to comments in trackers/articles/wiki pages/blog posts

The option to self-subscribe to comments to receive email notifications about replies has been extended to trackers, articles, wiki pages and blog posts. (r59950 & r59951)

[See Comments](#)

1.5.2. E-mail notification of replies to non-registered users

Since Tiki 16.2, non-registered users (also known as "Anonymous" users in Tiki) that provided their emails in the corresponding field next to their comments can get notification emails of the replies to their comments. (r59950 & r59951)

[See Comments](#)

1.6. Composer

1.6.1. Composer DependenciesÂ Revamp

A Composer Dependencies Revamp has been implemented.

1.6.2. Composer WebÂ Installer

You can install external packages in Tiki, with different copyright license or made optional since they are too big and maybe not intended for all use cases, through a new Control Panel in Tiki:

Packages

External packages installation and management

[Packages Installed](#) [Install Other Packages](#) [Packages Bundled](#) [Diagnose](#) No Tabs

Composer Packages These packages have been identified as required by one or more features.

Package Name	Version	Licence	Required by	Install
jerome-breton/casperjs-installer	dev-master	MIT	wikiplugin_casperjs	Install Package
enigma/expose	^3.0	MIT	ids_enabled	Install Package
mpdf/mpdf	^6.1	GPL	Tiki Print	Install Package
onelogin/php-saml	^2.10	MIT	saml_auth_enabled	Install Package

There appear to be some optional packages that can be installed

In the list above, there are optional packages that may be installed in order to use the Tiki features that require the package.

Install packages from the administrator interface

Composer was not detected. Please follow the manual instructions.

Install packages manually

Make sure `composer` is installed.

Composer can be installed manually, in the host machine, by following the instructions from the [Composer](#) website.

The script `setup.sh` that is included in the Tiki distribution can be run to make sure composer is installed. In this case, composer will be installed as `temp/composer.phar`. Below is an example of how to do this in a Linux-like operating system.

```
bash ./setup.sh composer
```

Make sure there is a `composer.json` file in the root of the website.

If there is not already a `composer.json` file, then create one. The sample `composer.json.dist` that comes with Tiki can be used as a starting point. Below is an example of how to do this in a Linux-like operating system.

```
cp composer.json.dist composer.json
```

Install the package.

After all the steps above (that only need to be performed once), packages can be installed by issuing a command `composer require package:version` for each package that is to be installed. Below is an example of how to do this in a Linux-like operating system.

```
php temp/composer.phar require --update-no-dev --prefer-dist psr/log:^1.0
```

Click to expand

See Composer Web Installer

1.6.3. Composer and Satisfis

- All libraries were reviewed to fully take advantage of the convenience of Composer

1.7. Console.php

New actions can be run from the command line through console.php:

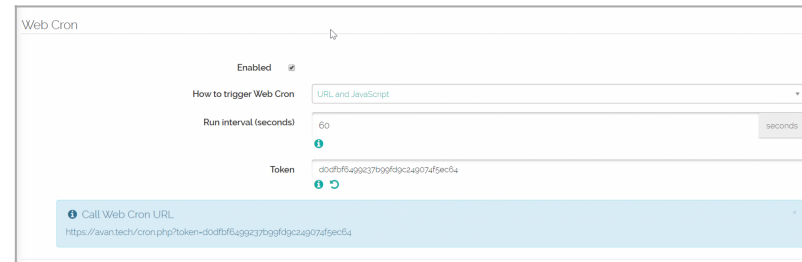
- PluginListExecute action can be run avoiding to use http authentication and the credentials in clear in the command line
- Preferences can be set
- Wiki Plugins can be listed, refreshed and approved
- Installer can be locked
- Files can be copied or moved from a gallery to a regular directory on the filesystem (and inversely)
- Fake Tracker items can be created (for performance testing, for instance) through Faker

See: Console

1.8. Cron /Â Scheduler

1.8.1. WebÂ Cron

- Now possible to trigger Web Cron from a URL or JavaScript.

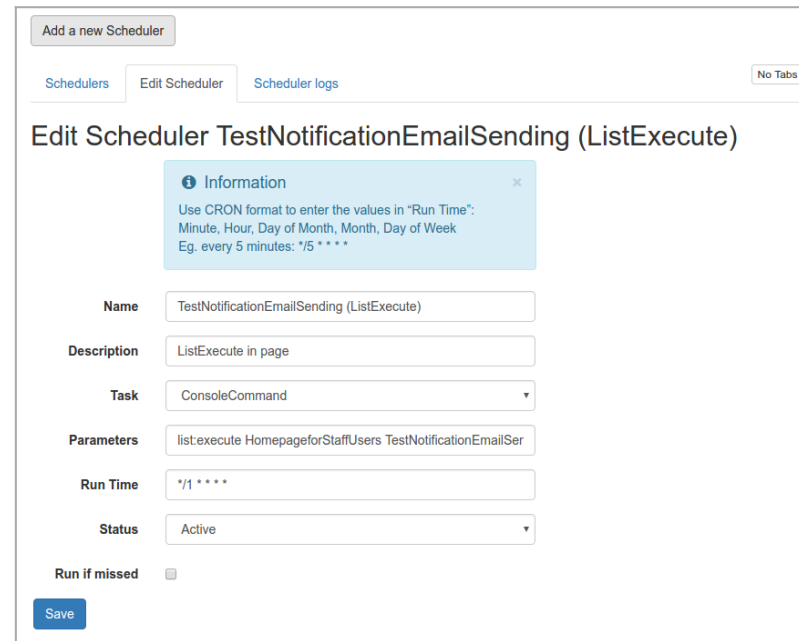


The screenshot shows the 'Web Cron' configuration panel. It includes an 'Enabled' checkbox, a dropdown menu for 'How to trigger Web Cron' set to 'URL and JavaScript', a 'Run interval (seconds)' input field with '60' and a 'seconds' button, and a 'Token' field containing a long alphanumeric string. A blue callout box at the bottom provides the 'Call Web Cron URL' as `https://avan.tech/cron.php?token=...`.

Click to expand

1.8.2. Scheduler (cron jobs)

An internal scheduler is added to Tiki, so that only one cron job needs to be defined in the system crontab (or Windows Scheduled Tasks), and all actions to be run at scheduled times can then be defined from within the Tiki admin panel.



The screenshot shows the 'Edit Scheduler' interface for a task named 'TestNotificationEmailSending (ListExecute)'. At the top, there is a button 'Add a new Scheduler' and navigation tabs for 'Schedulers', 'Edit Scheduler', and 'Scheduler logs'. A 'No Tabs' button is also present. The main form contains the following fields:

- Name:** TestNotificationEmailSending (ListExecute)
- Description:** ListExecute in page
- Task:** ConsoleCommand (dropdown menu)
- Parameters:** list:execute HomepageforStaffUsers TestNotificationEmailSer
- Run Time:** */1 * * * *
- Status:** Active (dropdown menu)
- Run if missed:**

An information box is displayed above the form, stating: 'Use CRON format to enter the values in "Run Time": Minute, Hour, Day of Month, Month, Day of Week. Eg. every 5 minutes: */5 * * * *'. A 'Save' button is located at the bottom left of the form.

Click to expand

See Scheduler

1.9. CSS & Look and Feel

1.9.1. CodeMirror

When CodeMirror syntax and code highlighter is enabled code listings with `CodeMirror-code` class should always show up in monospace font

Related commits: 59870

Live demo: <https://nextdev.tiki.org/tiki-pagehistory.php?page=Development&source=0>

Pictures:

Before:



Source of version: 196 (current)

```
%%%
{HTML(wiki="1")}<div class="jumbotron text-center" style="background: #A51E37; color: #fff; border: 1px
solid #E71E40;">
<h1>{icon name="code"} Tiki Development</h1>
<p>The place where Tiki "Users" meet Tiki "Developers"</p>
<code>Respect the environment * Commit early, Commit often * Make it optional</code></div>{HTML}
{DIV(class="lead text-center")} "Yes, Tiki does it." %%%{DIV}
{HTML(wiki=1)}::Tiki strives to be a powerful Open Source Wiki / Content Management System /
Groupware, therefore it has its own issue tracker::
<div class=help-block">::Learn more about why we are eating our own ((tw:DogFood))::</div>%%%
{HTML}
{DIV(class="clearfix")}{HTML(wiki=1)}
<div class="col-md-6">
<div class="panel panel-default">
<div class="panel-heading"><h4>::Users:</h4></div>
<div class="panel-body">
* ((Make a wish!Report a bug or suggest an enhancement))
```

After:



Source of version: 196 (current)

```
%%%
{HTML(wiki="1")}<div class="jumbotron text-center" style="background: #A51E37; color:
#fff; border: 1px solid #E71E40;">
<h1>{icon name="code"} Tiki Development</h1>
<p>The place where Tiki "Users" meet Tiki "Developers"</p>
<code>Respect the environment * Commit early, Commit often * Make it optional</code></div>
{HTML}
{DIV(class="lead text-center")} "Yes, Tiki does it." %%%{DIV}
{HTML(wiki=1)}::Tiki strives to be a powerful Open Source Wiki / Content Management System
/ Groupware, therefore it has its own issue tracker::
<div class=help-block">::Learn more about why we are eating our own ((tw:DogFood))::
</div>%%%{HTML}
{DIV(class="clearfix")}{HTML(wiki=1)}
<div class="col-md-6">
<div class="panel panel-default">
<div class="panel-heading"><h4>::Users:</h4></div>
<div class="panel-body">
```

1.9.2. CSS-only Masonry

Users can create simple CSS-only masonry grid layouts now for their content like pictures from File Gallery or "card-like" items results from Tracker data using LIST - the basic syntax is `{DIV(class=masonry)}... list of direct child elements here ...{DIV}`

Example:

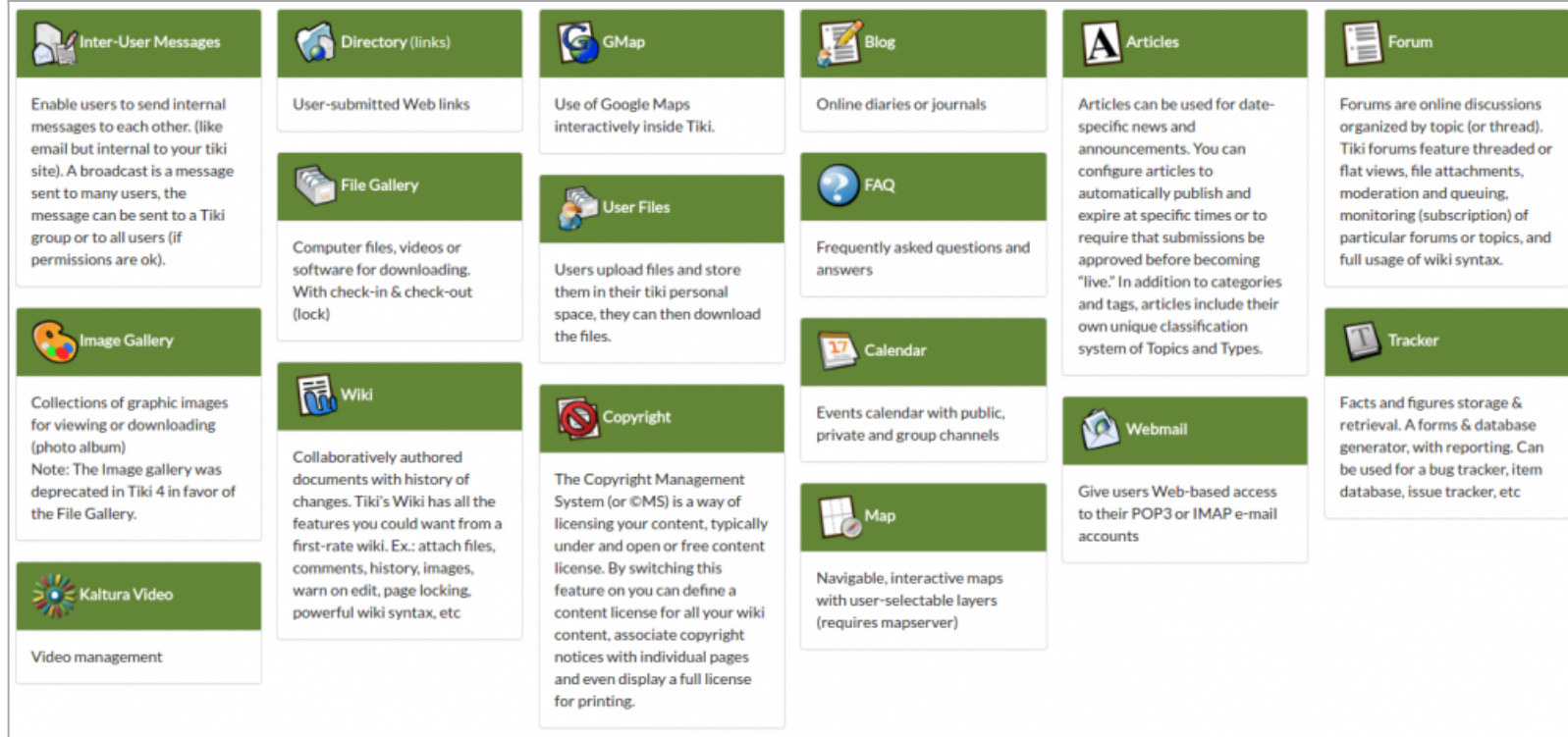
```
{DIV(class=masonry nogaps)} {img type="src" src="display1317" link="display1317" width="800" desc="Click to expand" rel="box[g]" imalign="center" styleimage="border" align="center" title="CSS-only Masonry Example from Tracker Data"} {img src=preview12} {img src=preview13} {DIV}
```

This will show previews of images from File Gallery in the masonry grid with no gaps between them.

And the following code would display items from Tracker 7 in Bootstrap styled default panels (feature logo and name with link in the header, plus the feature description in the body, for the items with logo provided - "NOT the empty ones") in the masonry grid:

```
{DIV(class=masonry)} {LIST()} {filter field=tracker_id content=7} {filter field=tracker_field_f_125 content="NOT "}{OUTPUT()} {DIV(class="panel panel-default")} {DIV(class=panel-heading)} {display name=tracker_field_f_125 format=trackerrender} {display name=tracker_field_f_104 format=trackerrender} {DIV} {DIV(class=panel-body)} {display name=tracker_field_f_70 default=""} {DIV} {DIV} {OUTPUT} {LIST} {DIV}
```

The output produced would be:



Click to expand

Learn more: [Masonry](#)
 Related commits: [59869](#), [59882](#)

1.10. Database independence

As per the MariaDB vs MySQL strategy, several fixes were made to continue to support both:

- <https://sourceforge.net/p/tikiwiki/code/64280>
- <https://sourceforge.net/p/tikiwiki/code/64001>
- <https://sourceforge.net/p/tikiwiki/code/63994/>

1.11. Faker

- Faker is a tool to generate fake data

1.12. Fallback for Tiki base URL

The full URL to the Tiki base URL including protocol, domain and path (example: `https://example.com/tiki/`), used when the current URL can not be determined, example, when executing from the command line.')

1.13. Feedback systemÂ revamp

Thanks to lindon for all the hard work, more here [Feedback](#)

1.14. File Checker

- Tool to detect orphan or extra files

1.15. Gap value "humanisation" (used in list, listExecute may be more)

The plugin List (or listExecute) is able to filter by range and it used seconds to set the value.

```
{filter range="tracker_field_date" from="now" gap="2592000"}
```

it accept now a Human Readable value like '1 hour' or '30 days'.

<http://php.net/manual/en/datetime.formats.php>

1.16. H5P

H5P allows to create, share and reuse interactive HTML5 content in your browser.

Tiki17 comes with the ability to display H5P objects, as well as an editor to create or modify them.

H5P was upgraded in Tiki18 from 0.12 to 0.16 (which is a major upgrade with lots of new features, and a database structure upgrade)

See [H5P](#)

1.17. HTTP Headers

New HTTP Headers preferences were added (mainly security-related)

1.18. Image Gallery to File Gallery migration tool

Enable admins to run the migration process from from the web and from command line (php console.php gallery:migrate)

1.19. Installation: updated information

Letting new users know how to get involved with Tiki.

- <https://tiki.org/Join>

- Inviting them to Register and get access to all Tiki Community sites through Tiki's InterTiki feature.

- Once part of the community, please feel free to help others, improve the documentation and contribute code.

Letting new users know where to get help.

- <https://tiki.org/Help>

How to become a developer.

- <https://dev.tiki.org/Commit+Code>

- Tiki is the collective work of hundreds of people. It works because volunteers.

- If you are a coder, help make Tiki better.

1.20. Mcrypt dependency removal

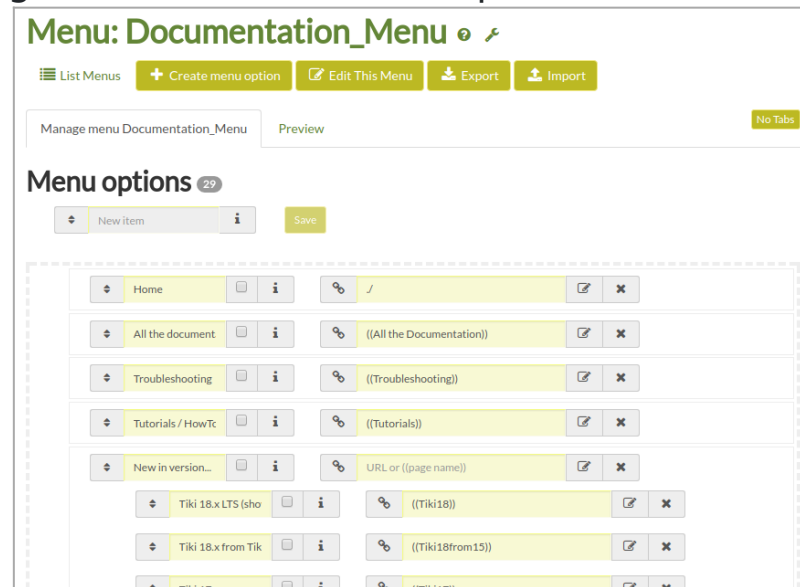
Removing MCrypt as a dependency was done for User Encryption and work continues in upstream libraries. Ex: for SAML support.

1.21. MediaÂ Alchemyst

<https://github.com/alchemy-fr/Media-Alchemyst> support has been added. Only PluginPreview for now, but more features from this library will be progressively added to Tiki.

1.22. Menus

Menu management has been revamped. Now with drag and drop!



Click to expand

See Menu

1.22.1. Login-Box ModuleÂ Menu

The login box in `popup` mode can now use a custom menu by using the `menu_id` parameter (mainly r64388)

1.23. Modern Favicons

tiki now handles modern favicons for Android, iOS, Safari, Chrome and FireFox. Bookmarking, quick navigation screen and desktop links to tiki sites can now be displayed with handsome buttons that match the flavor of the device being used. Favicons are also now handled via tiki themes and can be overridden by the user and be included as part of a custom theme.

1.24. Multi-resolution images

See below #Plugin_Img

1.25. Passwords blacklist

This feature checks a password against a list of the known most commonly used passwords in other places. It's a list that hackers use to try and brute force websites like Tiki.

It's estimated that something like 40% of all passwords used sit within the top 100 passwords. (estimates vary, but that's a reference number in some scenarios).

The benefits of this feature is preventing people from using passwords that are on hackers brute force lists.

See Password Blacklists

1.26. Path \hat{A} structure

See Path structure

1.27. PDF Generation

Massive improvements in quality and number of features, using mPDF and three new wiki plugins:

- PluginPDF
- PluginPDFpage
- PluginPDFPageBreak

1.27.1. New generator (mPDF)

×

 Already in 15.2

This only concerns upgrades from Tiki 15.1 or earlier. mPDF was added to Tiki 15.2.

mPDF becomes a new option to create PDFs from your wiki pages.

mPDF cannot be bundled with Tiki due to licensing restrictions (and size because of included fonts). But, it is easy to install.

A good alternative to PluginArchiveBuilder

See also:

- PDF

To display PDFs in your wiki you can use PluginMediaPlayer or PluginWebDocViewer.

1.28. Permissions

- Major work was undertaken to make it easier for site admins to determine what action can be taken by which group.
- Permissions can now be re-ordered

1.29. Pivot tables with subtotals

Subtotals have been added to pivot tables

1.30. Preferences in Control Panels: Slider to display Advanced

In Tiki16, and backported to Tiki15.3, a slider has been introduced to allow showing the advanced preferences in the Control Panels more easily. The funnel is shown only when the slider has been moved to show advanced preferences. If you want your preference to be permanent, you need to click as usual on the button "**Set as my default**":

[Assigned modules](#) [Edit module](#) [Custom Modules](#) [All Modules](#)

Assign new module

Module Name

[Module Options](#)

1.31. Print

- Now permits a cover page -> PluginPDF

1.31.1. Print Settings (Control Panel)

Since Tiki 16.2, the options related to printing to html or pdf have been gathered together in a new Control Panel called **Print Settings**.

[See Print Settings](#)

1.32. Profiles

- A dry-run option to profiles, to preview what will happen if the profile is applied.
- Profile Rollback was added, including selective rollback

1.32.1. Profile Export:Â include-files

A new option '**include-files**' has been added to Export Profiles from command line, so that Files in the FileGallery can also get exported files (instead of only allow url references). In addition, it also allows local file import.

1.32.2. Profile Export: tracker items

A new option '**tracker-item**' has been added to Export Profiles from command line so that tracker items can be also included in the exported local profile.

<https://sourceforge.net/p/tikiwiki/code/63668>

1.33. Search

- remove 'no' from the default unified stop words list as it is causing common Checkbox/Radio button tracker fields with yes/no values to stop working with Elasticsearch index type

1.33.1. Search index rebuild: report statistics

Report statistics on the index rebuild process have been extended to indicate also the time spent, memory consumed
number of queries, etc.

1.33.2. Calendars added to Unified Search

- Calendars and Calendar Items will now appear in search results

Added in this commit

1.33.3. Search Engine Friendly URLs

- Display tracker item title in the sefurl
- Enable the definition of Custom Routes based on static values, alias to objects, regex or tracker fields

1.34. Single Sign On with SAML

Tiki becomes a SAML Service Provider (SP), thanks to the integration of OneLogin's SAML PHP Toolkit. -> SAML

1.35. Sitemap

New: A built-in site map XML generator: <https://sourceforge.net/p/tikiwiki/code/63719>

1.36. Smarty ModifierÂ numStyle

Format positive integers through smarty, similar to to that of the CSS list-stlye-type. Supported values include: decimal-leading-zero, lower-alpha, upper-alpham, lower-greek, upper-greek, lower-roman, upper-roman, hebrew, georgian, footnote, disc, circle, square, none.

See Number Style

1.37. Style GuideÂ tool

- A new Theme Customizer tool was added

1.38. Trackers

New or enhanced fields and options in Trackers

1.38.1. TrackerÂ Transaction

Trackers had the ability to be filled in steps through multiple wiki pages, but they currently also have the chance to have the changes of all those pages committed only in the last step. This means that, before this Tiki version, each step (implemented manually with wiki pages and custom plugin tracker calls) was inserting or updating data to the tracker item.

See:

- <http://sourceforge.net/p/tikiwiki/code/55639/>
- <http://sourceforge.net/p/tikiwiki/code/55664/>

1.38.2. FieldÂ CalendarItem

- Inherits from the Date Picker field and creates a linked calendar item in the specified Calendar
- The main aim is to allow recurring events to have a tracker item linked to it so tyou can add custom fields
- Class name: `Tracker_Field_CalendarItem`

This was started in this commit

1.38.3. Field conversion possible for certain fields

Since Tiki18, it's now possible to convert certain tracker fields:

- dropdown, dropdown with other, radio buttons, email, text, url TO dropdown, dropdown with other, radio buttons, multiselect, email, text, text area, url
- multiselect TO multiselect, email, text, text area, url
- datetime and jscalendar TO each other
- autoincrement, currency and numeric TO dropdown, dropdown with other, radio buttons, multiselect, text, text area, numeric, auto increment, currency

This was done in this commit

1.38.4. Field Group selectorÂ extended

Since Tiki 16.2, group selector tracker field allows to set Email Notification for all the users in the select group.

General
Options for Group Selector
Allows a selection from a specified list of user groups.
Auto-Assign
<input type="text" value="None"/>
Determines if any group should be automatically assigned to the field.
Group Filter
<input type="text"/>
Limit listed groups to those including the specified group.
Assign to the group
<input type="text" value="None"/>
For no auto-assigned field, the user (user selector if it exists, or user) will be assigned to the group and it will be his or her default group. The group must have the user choice setting activated.
Email Notification
<input type="text" value="No"/>
Add selected group to group monitor the item. Group watches feature must be enabled.
Validation
Permissions

See: [Group selector](#)

1.38.5. Field Location

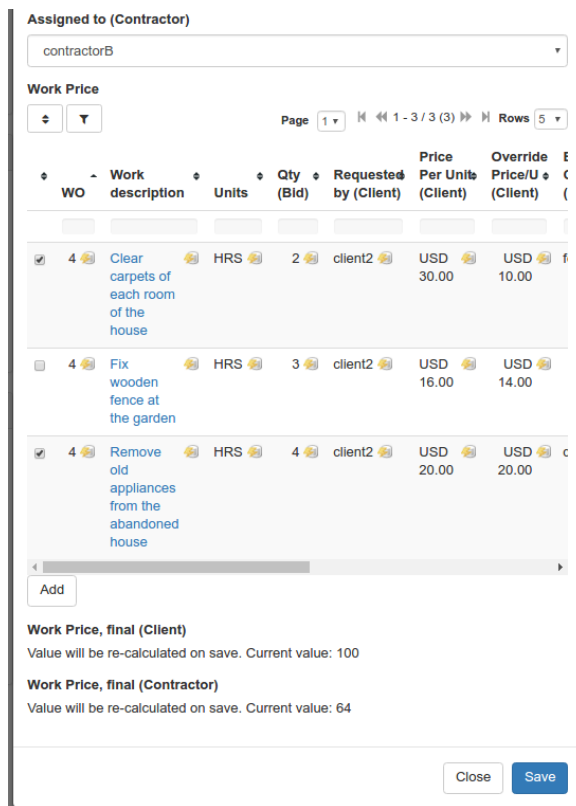
Location Tracker Field: Added address lookup options from other fields in the same tracker.

1.38.6. Field Item Link

Item link: Added the ability to display results in a table, and to select items from a list with checkboxes in order to have a Mathematical Calculation Tracker Field process some math out of some numeric fields provided in the linked items.

Since Tiki 16.2, new options have been added to tracker field "item link":

1. the user interface of the table display reuses the features of PluginTrackerList, which opens the door to have custom inline editable fields, sortable tables, etc. See Items List and Item Link Tracker Fields



Assigned to (Contractor)
contractorB

Work Price

Page 1 / 3 (3) Rows 5

WO	Work description	Units	Qty (Bid)	Requested by (Client)	Price Per Units (Client)	Override Price/U (Client)
<input checked="" type="checkbox"/>	4 Clear carpets of each room of the house	HRS	2	client2	USD 30.00	USD 10.00
<input type="checkbox"/>	4 Fix wooden fence at the garden	HRS	3	client2	USD 16.00	USD 14.00
<input checked="" type="checkbox"/>	4 Remove old appliances from the abandoned house	HRS	4	client2	USD 20.00	USD 20.00

Add

Work Price, final (Client)
Value will be re-calculated on save. Current value: 100

Work Price, final (Contractor)
Value will be re-calculated on save. Current value: 64

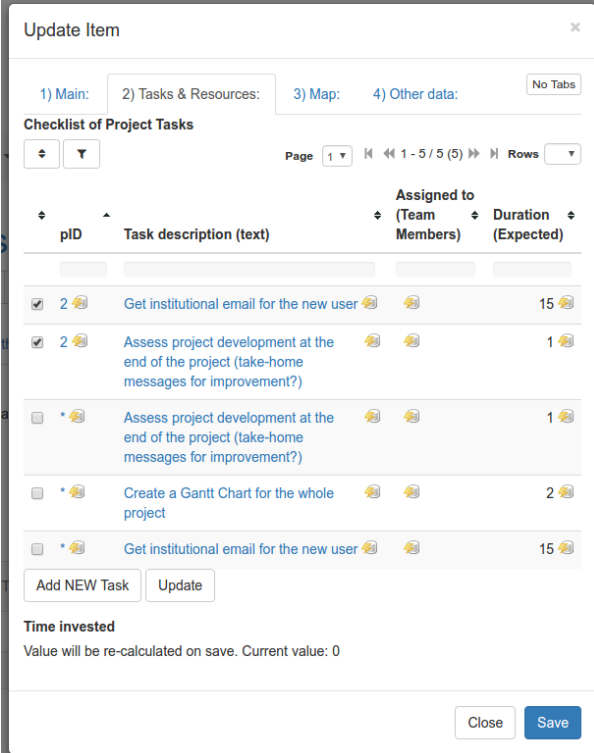
Close Save

2. that tracker field can display items from the remote tracker which match the value of the common field between the two tracker **plus those with a wildcard (asterisk, *)** in that field.

- An **Update** button is shown then below the table, which will proceed as follows:
 - all selected wildcard items are cloned and become linked items
 - all selected normal items stay the same
 - all unselected normal items are deleted

This allows users to make some selections, update, then edit as necessary. Cloned items are safe to edit (they no longer edit the wildcard item but the cloned one), and then save the whole form.

The **Update** button makes sure this works for new items when we still don't have the itemId to clone to, etc.



The screenshot shows a web form titled "Update Item" with a close button in the top right. Below the title are four tabs: "1) Main:", "2) Tasks & Resources:", "3) Map:", and "4) Other data:". A "No Tabs" button is also present. The "2) Tasks & Resources:" tab is active, displaying a "Checklist of Project Tasks".

The checklist includes a table with the following columns: "pID", "Task description (text)", "Assigned to (Team Members)", and "Duration (Expected)". The table contains five rows of tasks, each with a checkbox, a pID, a task description, team member icons, and a duration. The first two rows are checked, the third is unchecked, and the last two are unchecked.

Below the table are two buttons: "Add NEW Task" and "Update". At the bottom of the form, there is a section for "Time invested" with the text "Value will be re-calculated on save. Current value: 0". At the very bottom are "Close" and "Save" buttons.

pID	Task description (text)	Assigned to (Team Members)	Duration (Expected)
2	Get institutional email for the new user	2	15
2	Assess project development at the end of the project (take-home messages for improvement?)	2	1
*	Assess project development at the end of the project (take-home messages for improvement?)	2	1
*	Create a Gantt Chart for the whole project	2	2
*	Get institutional email for the new user	2	15

In addition, you can get sums of values of the linked tracker items in a mathematical calculation field in the same source tracker. See an example in the profile [Work_Custom_Pricing](#)

1.38.7. Field Mathematical Calculation

Enhanced. The new formula `clean` (from the Advanced Rating Syntax language) has been added to the Mathematical Calculation Tracker Field in Tiki 18.2
See [Advanced Rating Syntax language](#)

1.38.8. Field StaticÂ Text

Enhanced. Since Tiki16.2, a new option in tracker field StaticText allows to use "pretty tracker" syntax in them to enable values from other fields in that tracker to be displayed per item.

It currently works with:

- **fieldId** (e.g. `{f_42}`), or
- **permName** (e.g. `{f_exampleField}`),
- **plugin arguments** (e.g. `{img fileId="{f_42}"}`).

As of Tiki 16.2, it only gets id's for Categories and ItemLink fields, but it could be extended later.
See Static Text Tracker Field.

1.38.9. Field User selector extended

Since Tiki 16.2, user selector tracker field allows selecting multiple users, and that selection can be on a full list of site users, or filterable by groups of users:

Assigned to

Filter by group:

- Ceo
- Clients**
- Contractors
- Editors
- Gc

Select user(s):

- clientz
- contractorA
- contractorB
- gc
- staff1

This is also useful for notifications to user creators/owners of a tracker item, to handle permissions per item when no full permissions are granted in the whole tracker level but only to the items that the user is set as creator/owner of the item.

In addition, since Tiki17, several users can be marked as ItemOwner to drive permissions. Added the ability to mark UserSelector tracker fields as ItemOwner, so they drive the permissions rather than the first ordered auto-assign field.

Options for User Selector

Allows the selection of a user or users from a list.

Auto-Assign

None

Assign the value based on the creator or modifier.

Item Owner

Yes

Is this field an ItemOwner field that determines permissions of the item?

Email Notification

No

Send an email notification to the user(s) every time the item is modified.

Multiple selection

Yes (filterable by group)

Allow selection of multiple users from the list.

Group IDs

0

Limit the list of users to members of specific groups.
Separate multiple with "|"

Groups that can modify autoassigned values

0

List of group IDs who can change this field, even without tracker_admin permission.
Separate multiple with "|"

Show real name if possible

No

Show real name if possible

Click to expand

See User selector

1.38.10. Tracker item permissions

Since Tiki 16.2, the core tiki permission system has been extended to allow trackeritems inherit object permissions from parent trackers.

The side effect is that permission levels are now composed allowing for greater flexibility, i.e. object permissions are complemented with category permissions and then with global permissions, which in fact has been the expected behavior, but it was not always enforced in edge-case-usages of trackers.

1.38.11. Tracker field permissions

Since Tiki 16.2, a new case has been added: **admin_editable_after**: non-admins can insert but not update and still are able to see the field. Administrators can edit that field.

See Adding fields to a tracker

1.38.12. Tracker Mail notificationsÂ enhancements

New in 17.2: <https://sourceforge.net/p/tikiwiki/code/64147> -> "Expose pretty tracker fields, field names and changed/old values to tracker changed notification emails"

1.38.13. Tracker prefix for field's permanentNames

You can set a prefix in each tracker configuration to get prepended to the Permanent Names automatically generated for its tracker fields. This helps the process to have all tracker fields have consistent names with a common prefix corresponding to the tracker where they belong to, and facilitates using the right field in advanced setups with PluginList, PluginListExecute, PluginPivotTable, PluginTrackerCalendar, PluginMap, etc.

1.39. Translatable preferences

<https://dev.tiki.org/item3030>

1.40. Typography

- Typography support has been added, via PHP SmartyPants

1.41. Unified Search Index reports engine and version

When the unified search index is rebuilt, there unified index engine and version are reported.
See Search and List from Unified Index

1.42. Wiki Pages

In Tiki 17, the new `css` param was added to Raw page display to allow usage of a wiki page as a CSS file download resource with MIME type `text/css`. This can be useful if you have more sub-sites sharing the same CSS customizations. You do not need to copy-paste them (and keep track of changes) into the Custom CSS anymore. You can just put a stylesheet `@import` there or link to the one page using Look & Feel ' Customization ' **Custom HTML Content** on all of them. When the page changes it will update on all the sites sharing the CSS code. It has also benefits of keeping the history of changes on that CSS code, locking or removing the edit permissions on that page and collaborative editing possibility. See this page as an example.

Since Tiki 18, an **HTTP redirection** can be set when renaming a page and when removing a duplicate page. Previously, any time a Wiki page was renamed or deleted, access to existing addresses (URL-s) via bookmarks or search engines would fail. To prevent that, it's now possible to indicate a new page, to which an SEO-friendly, automatic redirect from the old page name is created.



The screenshot shows a form titled "Rename page: Netiquette". At the top left is a blue "View page" button. Below it, the "New name" field contains "Online Ethics" and has a blue "Rename" button to its right. A checkbox labeled "Redirect original page" with an information icon is checked and highlighted with a red box.

Click to expand

1.43. Wiki Plugins

New or improved plugins, as well as generic improvements to many of them at once:

1.43.1. Filter UI in any plugin using unified searchÂ index

Since Tiki 16.2, any plugin using unified index search formatter and wikibuilder (aka filter, output, display, format, etc) wiki syntax, such as PluginList, PluginPivottable, etc) now accepts `{filter field=... editable=...}` syntax to allow user enter a search value instead of hard-coding it. This means a trackerfilter-like functionality for unified index-based plugins.

You can see this feature in action if you apply profile Bug_Tracker_16

Priority

Assigned to

Summary

	Bug status	acknowledged	new	resolved	Totals
Severity					
fatal			1	1	2
major			1		1
normal			1		1
text		1			1
Totals		1	3	1	5

Click to expand

1.43.2. PluginArchiveBuilder

Enhanced plugin. Since Tiki 16.2, it can work with files in file galleries also; i.e. it can collect all files, from the file gallery, on a tracker item and store them in folders.

See [PluginArchiveBuilder](#)

1.43.3. PluginÂ Benchmark

Use this wiki plugin to perform some benchmarking analysis of the parsing of the wiki page or tiki object where the plugin is called in.

See [PluginBenchmark](#)

1.43.4. PluginÂ CasperJS

New wiki plugin to allow using "CasperJS" in Tiki, which is a navigation scripting & testing utility for PhantomJS and SlimerJS (still experimental). It eases the process of defining a full navigation scenario and provides useful high-level functions, methods & syntactic sugar for doing common tasks.

See [PluginCasperJS](#)

1.43.5. PluginChartJS

New plugin. Generate Doughnut- and Pie-type charts. See [PluginChartJS](#).

1.43.6. Plugin EditÂ form

Totally rewritten and now using Bootstrap modal and proper AJAX services

1.43.7. PluginFade

Enhanced plugin. New parameter bootstrap ('y' or 'n') added, to generate bootstrap collapsible box instead of the previous html code.

See: [PluginFade](#)

1.43.8. PluginÂ FluidGrid

New wiki plugin to create a Bootstrap responsive grid (see <https://getbootstrap.com/examples/grid/>) in Tiki's wiki text areas. That is, rows and columns of text, images, etc. can be created that will be arranged horizontally in wide screens, but will respond dynamically in smaller screens so that good visibility of content is maintained.

This is a modern, "best practices" alternative to using the Split plugin, which creates a table for content layout, a deprecated method.

See PluginFluidGrid

1.43.9. PluginÂ H5P

New wiki plugin to create, share and reuse interactive html5 content in your browser. Tiki17 comes with the ability to display H5P objects, as well as an editor to create or modify them.

See [PluginH5P](#)

1.43.10. PluginÂ HTML

New param `tohead` was added to the HTML wiki-plugin to allow insertion of the HTML tags to the HTML instead of rendering them in the content of the page.

See [PluginHTML](#)

1.43.11. PluginIframe

Enhanced plugin. Added responsive-embed option by default. See PluginIframe.

Related commits: [59375](#)

1.43.12. PluginÂ

Enhanced plugin. A new option called '**retina**' was added. If you have a fixed width image, it will pull up a 2x version of the image for users with retina display (and 1x for users who don't). Note: source needs to be at least 2x the size of the width of the image being displayed.

See [Multi-resolution images](#) and [Plugin!\[\]\(c507f772dba2b921f86777f01218e570_img.jpg\)](#)

1.43.13. LISTÂ Plugin

Enhanced plugin. Added `format=categorylist` in the subplugin **display**, to display category names instead of category id's. It can have an option parameter: `separator=" "`; otherwise, the default separator is comma (,).

See PluginList display control block

LIST can now return only a given set of values, which is useful to filter the results or return results in a specific order.

See PluginList

1.43.14. LISTEXECUTEÂ Plugin

Enhanced plugin. Added OUTPUT option, same syntax as LIST - OUTPUT command, which also allows for context filtering and inline edition of records before mass execution of actions on groups of items.

Added Calculations calculations as ListExecute actions

Since Tiki 16.2, two new actions have been added: **filelegal_rename** and **filelegal_image_overlay**, and it can currently also be run from console.php.

The EmailAction gets extended to be able to send pdf versions of wiki pages (new option `pdf_page_attachment`)

See PluginListExecute

1.43.15. Plugin List GUI

Beginnings of a Graphical User Interface for plugin list. Experimental so far and needs to be enabled on `admin/textarea/plugins`. A start of a documentation page can be found at [PluginList - Graphical User Interface](#)

1.43.16. PluginÂ MetaTag

New plugin. It allows to insert one or more custom `<ta>` tags in the HTML of the page where the plugin is present. This is useful when you want to provide custom meta tags per page, e.g. for sharing with a specific image on Social Networks.

As the meta tags are invisible and could be misused to provide false information about the shared page and also the body (data) of the plugin can be provided as raw HTML it always requires plugin approval by trusted site Admin/Editor on each edit.

See [PluginMetaTag](#)

1.43.17. PluginPaymentList

New Plugin, introduced in Tiki 16.2. It shows payments in various ways, respecting perm payment_view.

ID	Description	Amount	Date Paid	Type	User	Payer	
15	Adhésion à Associé - nouveau - payé pour [redacted] (x1)	0.10 CAD	2016-05-27	paypal	[redacted]	[redacted]	
25	Membership to Associé to 2017-03-15 for [redacted]	0.15 CAD	2016-06-23	paypal	[redacted]	[redacted]	

See: PluginPaymentList

1.43.18. PluginÂ PDF

Enhanced plugin. It allows to set a cover page.

See [PluginPDF](#)

1.43.19. PluginPivotTable

New plugin, introduced in Tiki 16.2. It allows creating summary tables or charts using tracker data through the unified search index to produce the pivottable report of your choice. Results for the variables of interest (tracker fields, as well as creation_date, modification_date and tracker_status of the items) are aggregated by some criteria selected by the user.

Bug_Tracker_15

Add List Summary

No Tabs

Summary

Heatmap Count as Fraction of Columns Bug status Priority

Severity	Summary	Bug status				Totals
	Version	acknowledged	new	resolved		
	Description	2	3	4	5 (high)	
	Expected behaviour		50.0%		100.0%	40.0%
	Submitted by			100.0%		20.0%
	Assigned to		50.0%			20.0%
		100.0%				20.0%
		100.0%	100.0%	100.0%	100.0%	100.0%

Edit Source Rename History More

Since Tiki18, new renderers were added to allow displaying subtotal sums for rows in the table, through the addition of subtotal.js to the plugin.

Bug Tracker

Add List Summary

Summaries

Table With Subtotal Heatmap Count

Severity Bug status Totals

Severity	Bug status	Totals
		2
fatal	new	1
	resolved	1
major		1
	new	1
normal		1
	new	1
text		1
	acknowledged	1
Totals		5

object_id object_type creation_date

Click to expand

See PluginPivotTable

1.43.20. Plugin TrackerCalendar

Enhanced plugin. It allows the user to set the colormap for the events based on the priority.

See PluginTrackerCalendar

1.43.21. PluginÂ Shorten

New plugin. It allows to show/hide a portion of a text.

See PluginShorten

1.43.22. PluginTOC

Enhanced plugin. Added: mindepth parameter to display the structure sub-items from any level and not only from top level.

Added: Alphabetic sorting

See toc

1.43.23. PluginTracker

Enhanced plugin. Added showcomments option, enabled by default for backwards-compatibility. If you set it to "n", then the column about comments count and/or last author will be hidden even if it is enabled in the tracker level. Additionally, in 16.3, email recipients option allows to set fieldId of a UserSelector (including multiple users selected) and GroupSelector.
See PluginTracker.

1.43.24. PluginTrackerCalendar

Since Tiki 16.3, you can expose some filter fields on top of the calendar, which will allow the user to select values and filter in real time.

The screenshot displays the PluginTrackerCalendar interface. At the top, there are filter fields for 'Staff Member' and 'Status'. Below these are 'Filter' and 'Reset' buttons. The calendar is set to 'December 2016' and shows a grid of dates. The 'resource month' view is selected. The calendar shows activity for several users: 'admin' (green bar), 'am1' (blue bar), 'am1,staff1' (yellow bar), and 'staff1' (purple bar). The activity bars are labeled with time values: '03:47.3', '11:47.2', '20:00.2', '03:47.3', '03:47.99', and '01:47.1'.

Click to expand

See PluginTrackerCalendar

1.43.25. PluginWikiDiff

Enhanced plugin. Hide version info by default and add a parameter to be able to show it again (thanks marclaporte; 59878.)

See [PluginWikidiff](#).

1.44. Wiki Syntax and WYSIWYG

1.44.1. Multilevel style numbering for ordered lists

New preference "Multilevel style numbering for ordered lists" was added to "Editing & Plugins" control panel which allows to have Multilevel style numbering on ordered lists set globally (disabled by default).

1.45. XMPP client (ConverseJS)

- XMPP

1.46. Custom translations

Uploading of custom translations has been changed to use JSON formatted text files, also options are added to manage different processing types of uploaded files (eg: merge with existing, replace, etc)

It is also possible to download translations as custom.php and custom.json from the user interface.

1.47. Webservices

Numerous fixes and updates including: support for JSON "post body" content type, direct indexing of webservices so the results available in list plugins etc (using the index and mindex output type of webservice "template"), moved management of web services to tiki-admin_webservices.php. General reliability and performance improvements.

1.48. Upgrading

- New PHP minimum requirement for Tiki 16.x is PHP 5.6
- **Note for SVN users:** due to several changes in the file structure of Tiki for version 17+ you may find these notes helpful when doing *svn switch*.

Also, see the standard information about upgrades in Tiki.

1.48.1. Elasticsearch 2 to 5

If you are upgrading from Elasticsearch 2 to 5: Since ES automatically updates 2.x index to 5.x first time it starts - you can see some errors then. First time it rebuilds index might also show errors due to the automatic upgrade problems. However, once it builds the index on 5.x, then further rebuilds must not have errors. So, 2 index rebuilds after upgrade is the safest path to go.

1.48.2. Downgrades

Note that if you use a Tiki 16+ database on an older version of Tiki you will probably not be able to log in and will get an error message saying `Unknown password format`.

1.48.3. Backwards-incompatible changes

1.48.3.1. Favicons

Favicons have undergone a fundamental change in the way they are handled. When upgrading, you will need to move your favicons into `/themes/yourtheme/favicons`. Renaming your favicons may also be necessary. Browse to `/themes/base_files/favicons` to see the file names you may override with custom favicons. Using a custom named `favicon-16x16.png` will prevent any of the tiki favicons from displaying on your website, so upgrades should be easy.

You may also choose to upgrade your favicons. Generating new modern favicons takes 5 minutes at <http://realfavicongenerator.net>

1.48.3.2. File Whitelisting

Tiki now uses file whitelisting as an extra security precaution. This will affect Tiki subdirectories. If you have added additional files into the Tiki directory structure, you may not be able to browse to them any longer.

- Whitelisting is based on file types, so adding a similarly named file should be ok. e.g. files used for themes won't be affected in the themes directory etc.
- Files in the tiki **root directory** will **not be affected**.
- Any **custom subdirectory** placed within the home directory will **not be affected**.
- Files uploaded to the **file gallery** will **not be affected**.
- Only browser access to these files will be affected, so PHP access to these files remains unchanged.

We recommend that you place all your theme related files in your theme folder, and any additional files within a custom directory placed in the web root.

You may whitelist more files by modifying the `htaccess` file (or equivalent server file) located in the directory of the files you need to whitelist.

1.48.3.3. Image Redirects from Tiki 9 Disabled

For the release of Tiki 9, many of locations of images in tiki changed. We have until now redirected those images from the old location to the new location. We have disabled those redirects in Tiki 17. If you have a theme or otherwise use these pre-tiki 9 image locations, they will stop working. You are urged to update the image locations within your code

Alternatively, you may re-enable the image redirection by uncommenting them from your htaccess file.

1.48.3.4. Plugin TopFriendsÂ removed

PluginTopFriends was removed (because it had been broken for a while, and not worth fixing).

1.48.3.5. Screencast (jCapture)Â removed

jCapture for Screencast feature has been removed.

More information: <https://dev.tiki.org/Endangered+features>

1.48.3.6. Webservices tracker field withÂ ElasticSearch

A minor change was added to Webservices Field with ElasticSearch:

- For advanced use with custom smarty templates
- The `fieldname_json` data is now indexed differently for elastic search, because storing json as plain text (with some values) prevents the item from being stored in the index.

N.B. This will require changes to custom templates using these values, i.e. from

```
{$jsondata = $row.tracker_field_webserviceField_json|json_decode:true}
```

to

```
{$jsondata = $row.tracker_field_webserviceField_json|json_encode|json_decode:true}
```

(the extra encode then decode is to change from objects to associative arrays for use in smarty)

See this commit for details

1.48.3.7. Profiles - YAMLÂ parsing

We updated our YAML parsing library and the parser is now more strict so you need to be aware of some formerly valid invalid syntax which is not accepted as valid anymore with the new library:

1. if you have `foo:bar` as your `key: value` pair in your Profiles you need to update the code to contain a space after the colon otherwise loading of the profile will fail (most of the Tiki official profiles fixed now), e.g. `foo: bar` or `allow: []` will be correct
2. if you have some tracker item values defined as empty (null) in your profile, instead of letting a position of the array empty, you need to add `null` explicitly (or `~` should work also as `null`).

Example of a profile affected by this issue which has been fixed here.

1.48.4. Known Issues

1.48.4.1. H5P not compatible with "Inline comments (annotations)"

For 17.0 at least H5P plugin content will not be shown properly if the `feature_inline_comments` pref is enabled. This will be resolved in future releases (by upgrading the annotator.js library)

Alias

18from15 | Tiki 18 from 15