

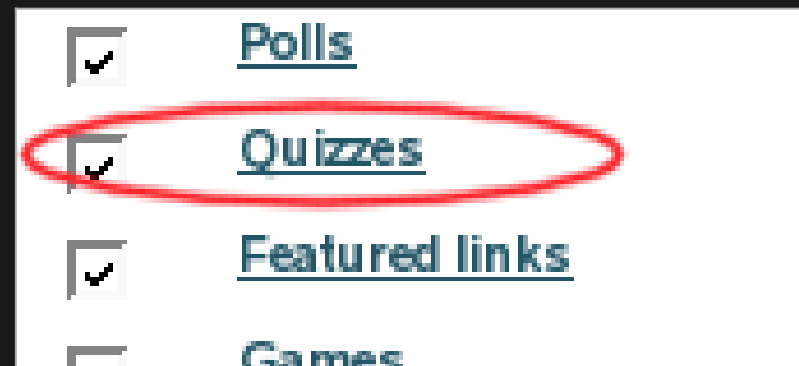
# Quizzes Admin

## ADMIN QUIZZES



## ENABLING QUIZZES


Select Admin-->Features, and then click the checkbox next to the Quizzes option



Click to expand

## CREATING QUIZZES

Click on the Quiz Admin option of the Quizzes menu, The Create/Edit Quizzes page will be displayed:

[Admin quizzes](#) 

[list quizzes](#) [quiz stats](#)

### Create/edit quizzes

Name:

Description:

Categorize: [\[ show categories \]](#) [\[ hide categories \]](#)

Publish Date	September	26	2006	at	20	55
Expiration Date	September	26	2007	at	20	55

Quiz can be repeated

Store quiz results

Immediate feedback

Show correct answers

Shuffle questions

Shuffle answers

Quiz is time limited

Maximum time  minutes

Passing Percentage  %

Click to expand

## SETTING QUIZ OPTIONS

Let's walk through all of the options on the admin form above:

---

Option

Name

Description

---

## Explanation

Name of the Quiz. This name will be used to track the quiz and its results

This is where you can describe the questions and/or the testing goals of the quiz.

Categorize

Publish Date

Expiration Date

Allows you set associate the Quiz with a set of content using Tiki's [Category](#) system

The first date will be available to users (users must have correct permissions, see below

The date the quiz is no longer available to users. Default value is 1 year from publish date

Quiz can be repeated

User is allowed to take the quiz more than once. If this is not enabled, the user will get an error message when they attempt to take the quiz a second time. Please note that there is no way to prevent anonymous users from taking a quiz more than once. If you absolutely need to enforce the one-time rule, limit quiz permissions to registered users.

# Store Quiz Results

Immediate Feedback

Show Correct Answers

Shuffle Questions

Shuffle Answers



If you check this option then the results of the Quiz will be stored each time a user takes the quiz and you will be able to see the answers of each particular quiz instance. If you don't check this option, only general stats about the quiz will be stored (percentage of times for each option in each question, average score for the Quiz, score for each Quiz result, etc.)

Not implemented yet

Not implemented yet

Not implemented yet

Not implemented yet

Quiz is Time Limited

Maximum Time

If this option is checked, then you can specify a time limit for the quiz in the Maximum Time dropdown box immediately below this option. The time limit is effective for users who are only allowed to take the quiz once. The limit is not enforced when the quiz can be taken multiple times.

The maximum time in minutes that a user can work on the quiz. At the end of this time limit, the current answers are automatically submitted.

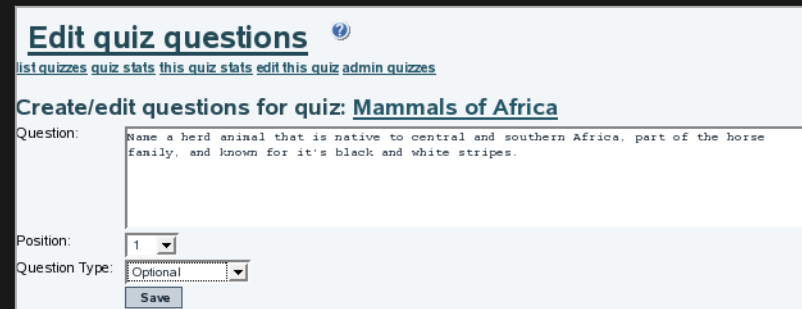
# Passing Percentage

---

This is calculated by counting the percentage of points scored out of the maximum points available. Each question can be assigned a different point total (see **Creating Questions** below), so it's possible to make questions more important to the final score.

## CREATING QUIZ QUESTIONS IN THE WEB INTERFACE

To create questions one at a time from the web interface, go to the Quiz Admin page and click on "questions" for the quiz you wish to build. You'll open the Edit Quiz Question page:



The screenshot shows a web interface titled "Edit quiz questions" with a help icon. Below the title are navigation links: "list quizzes", "quiz stats", "this quiz stats", "edit this quiz", and "admin quizzes". The main heading is "Create/edit questions for quiz: Mammals of Africa". The "Question:" field contains the text: "Name a herd animal that is native to central and southern Africa, part of the horse family, and known for its black and white stripes." Below this, the "Position:" is set to "1" in a dropdown menu. The "Question Type:" is set to "Optional" in a dropdown menu. A "Save" button is located at the bottom of the form.

Click to expand

## RELATED

- Quiz Question Import
- Quiz
- PluginMiniQuiz
- Module top\_quizzes
- Module last\_created\_quizzes
- MiniQuiz