

# Grid Display


















Example of CSS-only Masonry (Grid Display), introduced in [Tiki 16.0](#)

This code:

---

```
{DIV(class=masonry)} {LIST()} {filter field=tracker_id content=7} {filter field=tracker_field_f_125 content="NOT "}
  {OUTPUT()} {DIV(class="panel panel-default")} {DIV(class=panel-heading)} {display name=tracker_field_f_125
format=trackerrender} {display name=tracker_field_f_104 format=trackerrender} {DIV} {DIV(class=panel-body)} {display
name=tracker_field_f_70 default=""} {DIV} {DIV} {OUTPUT} {LIST} {DIV}
```

Would produce:

 <p><b>Inter-User Messages</b></p> <p>Enable users to send internal messages to each other. (like email but internal to your tiki site). A broadcast is a message sent to many users, the message can be sent to a Tiki group or to all users (if permissions are ok).</p>	 <p><b>Directory (links)</b></p> <p>User-submitted Web links</p>	 <p><b>GMap</b></p> <p>Use of Google Maps interactively inside Tiki.</p>	 <p><b>Blog</b></p> <p>Online diaries or journals</p>	 <p><b>Articles</b></p> <p>Articles can be used for date-specific news and announcements. You can configure articles to automatically publish and expire at specific times or to require that submissions be approved before becoming "live." In addition to categories and tags, articles include their own unique classification system of Topics and Types.</p>	 <p><b>Forum</b></p> <p>Forums are online discussions organized by topic (or thread). Tiki forums feature threaded or flat views, file attachments, moderation and queuing, monitoring (subscription) of particular forums or topics, and full usage of wiki syntax.</p>
 <p><b>Image Gallery</b></p> <p>Collections of graphic images for viewing or downloading (photo album) Note: The Image gallery was deprecated in Tiki 4 in favor of the File Gallery.</p>	 <p><b>File Gallery</b></p> <p>Computer files, videos or software for downloading. With check-in &amp; check-out (lock)</p>	 <p><b>User Files</b></p> <p>Users upload files and store them in their tiki personal space, they can then download the files.</p>	 <p><b>FAQ</b></p> <p>Frequently asked questions and answers</p>		
 <p><b>Wiki</b></p> <p>Collaboratively authored documents with history of changes. Tiki's Wiki has all the features you could want from a first-rate wiki. Ex.: attach files, comments, history, images, warn on edit, page locking, powerful wiki syntax, etc</p>	 <p><b>Copyright</b></p> <p>The Copyright Management System (or ©MS) is a way of licensing your content, typically under and open or free content license. By switching this feature on you can define a content license for all your wiki content, associate copyright notices with individual pages and even display a full license for printing.</p>	 <p><b>Calendar</b></p> <p>Events calendar with public, private and group channels</p>	 <p><b>Webmail</b></p> <p>Give users Web-based access to their POP3 or IMAP e-mail accounts</p>		 <p><b>Tracker</b></p> <p>Facts and figures storage &amp; retrieval. A forms &amp; database generator, with reporting. Can be used for a bug tracker, item database, issue tracker, etc</p>
 <p><b>Kaltura Video</b></p> <p>Video management</p>			 <p><b>Map</b></p> <p>Navigable, interactive maps with user-selectable layers (requires mapserver)</p>		

Click to expand

A nice example: <https://tiki.org/TikiFest2018-Montreal-Ephemera>

Note: It is also possible to use Bootstrap5 partial integration of Masonry, more examples and ideas can be found [here](#).

Alias names of this page:

[Grid](#) | [Masonry](#) | [GridDisplay](#) | [CSSMasonry](#) | [Cards](#)