

General Settings tab

Overview

Configure general settings for specific Tiki features

To Access

From the General Admin page, click the **General Settings** tab.

Related Topics

- Multi-Domain
- Stats
- Bugs and Wishes

× i Preference Filters

To see all the settings available on your admin page, you may need to adjust your Preference Filters

Option	Description	Default
Temporary directory	Directory on your server, relative to your Tiki installation, for storing temporary files. Tiki must have full read and write access to this directory.	/home/tiki-doc/tmp
Use proxy	Specify if this Tiki site requires a proxy to access the internet. If enabled, the proxy Host name (either with or without the http:// prefix), Port settings, Username, and Password can be specified.	Disabled
Proxy host name	Proxy host - without http:// or similar, just the host name	None
Port	Proxy port	None
Proxy username		None
Proxy password		None
HTTP lookup: skip framesets	When performing an HTTP request to an external source, verify if the result is a frameset and use heuristic to provide the real content.	Disabled
Load balancer	Activate this only if the server is behind a load balancer (or reverse proxy). This enables logging the IP of the user rather than the IP of the proxy server 🚫	Disabled


Option	Description	Default
Tiki is behind a frontend-proxy/load-balancer that rewrites ports	Activate this only if the server is behind a frontend-proxy/load-balancer (or reverse proxy) that rewrites ports. This enables Tiki to use the HTTP_X_FORWARDED_PROTO parameter set by the proxy, to provide correct links. 🚫	Disabled
Access-Control-Allow-Origin	Domains allowed to make "CORS" (Cross-Origin Resource Sharing or Cross-Domain Ajax) requests from this server. 👉 <i>One URI per line, for example, "http://www.example.com" or "*" for any site</i>	None
Use CURL for HTTP connections	Use CURL instead of sockets for server to server HTTP connections, when sockets are not available.	Disabled
Realtime Tiki	Use built-in websockets server within Tiki to enable realtime communication features of the app. See help page for more information on how to start the server.	Disabled
Realtime port	The port used to access this server; if not specified, port 8080 will be used 👉 <i>If not specified, port 8080 will be used</i>	None
Path to the php binary	Path to the php command line binary to be used by tiki when calling command line programs	None
Multi-domain	Enable domain names to be mapped to perspectives and simulate multiple domains hosted with the same Tiki installation.	Disabled
Switch domain when switching perspective	Important: Different domains have different login sessions and, even in the case of subdomains, an understanding of session cookies is needed to make it work	Disabled
Default domain for non categorized content	The domain (hostname only) to be used when redirecting the user if he tries to read content that is not bound to the category/perspective configured for the current domain.	None
Multi-domain Configuration	Comma-separated values mapping the domain name to the perspective ID. 👉 <i>One domain per line with a comma separating it from the perspective ID. For example: tiki.org,1</i>	None
Session storage location	Select where the session information should be stored. Memcache sessions require memcache to be configured. ☰ Default (from php.ini) Database Memcache	Database
Session lifetime	Session lifetime 👉 <i>Expressed as minutes. This is the minimum time logged in. To be the exact time, adjustments must be made in .htaccess session.gc_probability and session.gc_divisor to 1. Be careful - changing the probability may affect server performance.</i>	10080 minutes
Session cookie name	Session cookie name used instead of the PHP default configuration	PHPSESSID




Option	Description	Default
Site terminal	Allows users to be directed to a specific perspective depending on the origin IP address. Can be used inside intranets to use different configurations for users depending on their departments or discriminate people in web contexts. Unspecified IPs will fall back to default behavior, including multi-domain handling. Manually selected perspectives take precedence over this.	Disabled
Site terminal configuration	Provides the mapping from subnets to perspective. 👉 <i>One per line. Network prefix in CIDR notation (address/mask size), separated by comma with the perspective ID. Example: 192.168.12.0/24,12</i>	None
Contact us	A basic contact form a visitor can use to contact the site admin 👉 <i>You can use Trackers to create custom Contact Us forms.</i>	Disabled
Allow anonymous visitors to use the "Contact Us" feature.	Allow anonymous visitors to use the "Contact Us" feature.	Disabled
Display contact priority	Display contact priority option	Disabled
Contact user	User to contact	Admin
Stats	Record basic statistics about major Tiki features (number of wiki pages, size of file galleries, etc.)	Disabled
Referrer stats	Record domain name of sites that send visitors to this Tiki.	Disabled
Count admin pageviews	Include pageviews by Admin when reporting stats.	Disabled
Terms and Conditions	Automatically present a terms of use page to be accepted by users accessing the site.	Disabled
Terms of Use page name	Wiki page for Terms of Use content. The page may be translated using the multilingual feature.	Terms
Minimum age	When presenting the terms of use, request age. 👉 <i>0 to ignore age validation</i>	0 years
Help system	Activates links to Tiki documentation. You can specify a Help URL that contains customized help pages. By default, the Help system uses http://doc.tiki.org/	Enabled
Help URL	The default help system may not be complete. You can contribute to the Tiki documentation, which is a community-edited wiki.	http://doc.tiki.org/






Option	Description	Default
Temporary directory	Directory on your server, relative to your Tiki installation, for storing temporary files. Tiki must have full read and write access to this directory.	/home/tiki-doc/tmp



Option	Description	Default
Use proxy	Specify if this Tiki site requires a proxy to access the internet. If enabled, the proxy Host name (either with or without the http:// prefix), Port settings, Username, and Password can be specified.	Disabled
Proxy host name	Proxy host - without http:// or similar, just the host name	None
Port	Proxy port	None
Proxy username		None
Proxy password		None
HTTP lookup: skip framesets	When performing an HTTP request to an external source, verify if the result is a frameset and use heuristic to provide the real content.	Disabled
Load balancer	Activate this only if the server is behind a load balancer (or reverse proxy). This enables logging the IP of the user rather than the IP of the proxy server 🚫	Disabled
Tiki is behind a frontend-proxy/load-balancer that rewrites ports	Activate this only if the server is behind a frontend-proxy/load-balancer (or reverse proxy) that rewrites ports. This enables Tiki to use the HTTP_X_FORWARDED_PROTO parameter set by the proxy, to provide correct links. 🚫	Disabled
Access-Control-Allow-Origin	Domains allowed to make "CORS" (Cross-Origin Resource Sharing or Cross-Domain Ajax) requests from this server. 👉 <i>One URI per line, for example, "http://www.example.com" or "*" for any site</i>	None
Use CURL for HTTP connections	Use CURL instead of sockets for server to server HTTP connections, when sockets are not available.	Disabled
Realtime Tiki	Use built-in websockets server within Tiki to enable realtime communication features of the app. See help page for more information on how to start the server.	Disabled
Realtime port	The port used to access this server; if not specified, port 8080 will be used 👉 <i>If not specified, port 8080 will be used</i>	None
Path to the php binary	Path to the php command line binary to be used by tiki when calling command line programs	None
Multi-domain	Enable domain names to be mapped to perspectives and simulate multiple domains hosted with the same Tiki installation.	Disabled
Switch domain when switching perspective	Important: Different domains have different login sessions and, even in the case of subdomains, an understanding of session cookies is needed to make it work	Disabled

Option	Description	Default
Default domain for non categorized content	The domain (hostname only) to be used when redirecting the user if he tries to read content that is not bound to the category/perspective configured for the current domain.	None
Multi-domain Configuration	Comma-separated values mapping the domain name to the perspective ID. 👉 <i>One domain per line with a comma separating it from the perspective ID. For example: tiki.org,1</i>	None
Session storage location	Select where the session information should be stored. Memcache sessions require memcache to be configured. ☰ Default (from php.ini) Database Memcache	Database
Session lifetime	Session lifetime 👉 <i>Expressed as minutes. This is the minimum time logged in. To be the exact time, adjustments must be made in .htaccess session.gc_probability and session.gc_divisor to 1. Be careful - changing the probability may affect server performance.</i>	10080 minutes
Session cookie name	Session cookie name used instead of the PHP default configuration	PHPSESSID
Site terminal	Allows users to be directed to a specific perspective depending on the origin IP address. Can be used inside intranets to use different configurations for users depending on their departments or discriminate people in web contexts. Unspecified IPs will fall back to default behavior, including multi-domain handling. Manually selected perspectives take precedence over this.	Disabled
Site terminal configuration	Provides the mapping from subnets to perspective. 👉 <i>One per line. Network prefix in CIDR notation (address/mask size), separated by comma with the perspective ID. Example: 192.168.12.0/24,12</i>	None
Contact us	A basic contact form a visitor can use to contact the site admin 👉 <i>You can use Trackers to create custom Contact Us forms.</i>	Disabled
Allow anonymous visitors to use the "Contact Us" feature.	Allow anonymous visitors to use the "Contact Us" feature.	Disabled
Display contact priority	Display contact priority option	Disabled
Contact user	User to contact	Admin
Stats	Record basic statistics about major Tiki features (number of wiki pages, size of file galleries, etc.)	Disabled
Referrer stats	Record domain name of sites that send visitors to this Tiki.	Disabled
Count admin pageviews	Include pageviews by Admin when reporting stats.	Disabled

Option	Description	Default
Terms and Conditions	Automatically present a terms of use page to be accepted by users accessing the site.	Disabled
Terms of Use page name	Wiki page for Terms of Use content. The page may be translated using the multilingual feature.	Terms
Minimum age	When presenting the terms of use, request age.  <i>0 to ignore age validation</i>	0 years
Help system	Activates links to Tiki documentation. You can specify a Help URL that contains customized help pages. By default, the Help system uses <code>http://doc.tiki.org/</code>	Enabled
Help URL	The default help system may not be complete. You can contribute to the Tiki documentation, which is a community-edited wiki.	<code>http://doc.tiki.org/</code>

Option	Description	Default
Temporary directory	Directory on your server, relative to your Tiki installation, for storing temporary files. Tiki must have full read and write access to this directory.	<code>/home/tiki-doc/tmp</code>
Use proxy	Specify if this Tiki site requires a proxy to access the internet. If enabled, the proxy Host name (either with or without the <code>http://</code> prefix), Port settings, Username, and Password can be specified.	Disabled
Proxy host name	Proxy host - without <code>http://</code> or similar, just the host name	None
Port	Proxy port	None
Proxy username		None
Proxy password		None
HTTP lookup: skip framesets	When performing an HTTP request to an external source, verify if the result is a frameset and use heuristic to provide the real content.	Disabled
Load balancer	Activate this only if the server is behind a load balancer (or reverse proxy). This enables logging the IP of the user rather than the IP of the proxy server 	Disabled
Tiki is behind a frontend-proxy/load-balancer that rewrites ports	Activate this only if the server is behind a frontend-proxy/load-balancer (or reverse proxy) that rewrites ports. This enables Tiki to use the <code>HTTP_X_FORWARDED_PROTO</code> parameter set by the proxy, to provide correct links. 	Disabled
Access-Control-Allow-Origin	Domains allowed to make "CORS" (Cross-Origin Resource Sharing or Cross-Domain Ajax) requests from this server.  <i>One URI per line, for example, "<code>http://www.example.com</code>" or "*" for any site</i>	None
Use CURL for HTTP connections	Use CURL instead of sockets for server to server HTTP connections, when sockets are not available.	Disabled

Option	Description	Default
Realtime Tiki	Use built-in websockets server within Tiki to enable realtime communication features of the app. See help page for more information on how to start the server.	Disabled
Realtime port	The port used to access this server; if not specified, port 8080 will be used  <i>If not specified, port 8080 will be used</i>	None
Path to the php binary	Path to the php command line binary to be used by tiki when calling command line programs	None
Multi-domain	Enable domain names to be mapped to perspectives and simulate multiple domains hosted with the same Tiki installation.	Disabled
Switch domain when switching perspective	Important: Different domains have different login sessions and, even in the case of subdomains, an understanding of session cookies is needed to make it work	Disabled
Default domain for non categorized content	The domain (hostname only) to be used when redirecting the user if he tries to read content that is not bound to the category/perspective configured for the current domain.	None
Multi-domain Configuration	Comma-separated values mapping the domain name to the perspective ID.  <i>One domain per line with a comma separating it from the perspective ID. For example: tiki.org,1</i>	None
Session storage location	Select where the session information should be stored. Memcache sessions require memcache to be configured.  Default (from php.ini) Database Memcache	Default (from php.ini)
Session lifetime	Session lifetime  <i>Expressed as minutes. This is the minimum time logged in. To be the exact time, adjustments must be made in .htaccess session.gc_probability and session.gc_divisor to 1. Be careful - changing the probability may affect server performance.</i>	10080 minutes
Session cookie name	Session cookie name used instead of the PHP default configuration	PHPSESSID
Site terminal	Allows users to be directed to a specific perspective depending on the origin IP address. Can be used inside intranets to use different configurations for users depending on their departements or discriminate people in web contexts. Unspecified IPs will fall back to default behavior, including multi-domain handling. Manually selected perspectives take precedence over this.	Disabled
Site terminal configuration	Provides the mapping from subnets to perspective.  <i>One per line. Network prefix in CIDR notation (address/mask size), separated by comma with the perspective ID. Example: 192.168.12.0/24,12</i>	None

Option	Description	Default
Contact us	A basic contact form a visitor can use to contact the site admin  <i>You can use Trackers to create custom Contact Us forms.</i>	Disabled
Allow anonymous visitors to use the "Contact Us" feature.	Allow anonymous visitors to use the "Contact Us" feature.	Disabled
Display contact priority	Display contact priority option	Disabled
Contact user	User to contact	Admin
Stats	Record basic statistics about major Tiki features (number of wiki pages, size of file galleries, etc.)	Disabled
Referrer stats	Record domain name of sites that send visitors to this Tiki.	Disabled
Count admin pageviews	Include pageviews by Admin when reporting stats.	Disabled
Terms and Conditions	Automatically present a terms of use page to be accepted by users accessing the site.	Disabled
Terms of Use page name	Wiki page for Terms of Use content. The page may be translated using the multilingual feature.	Terms
Minimum age	When presenting the terms of use, request age.  <i>0 to ignore age validation</i>	0 years
Help system	Activates links to Tiki documentation. You can specify a Help URL that contains customized help pages. By default, the Help system uses http://doc.tiki.org/	Enabled
Help URL	The default help system may not be complete. You can contribute to the Tiki documentation, which is a community-edited wiki.	http://doc.tiki.org/





Option	Description	Default
Temporary directory	Directory on your server, relative to your Tiki installation, for storing temporary files. Tiki must have full read and write access to this directory.	/tmp
Use proxy	Specify if this Tiki site requires a proxy to access the internet. If enabled, the proxy Host name (either with or without the http:// prefix), Port settings, Username, and Password can be specified.	Disabled
Proxy host name	Proxy host - without http:// or similar, just the host name	None
Port	Proxy port	None
Proxy username		None
Proxy password		None

Option	Description	Default
HTTP lookup: skip framesets	When performing an HTTP request to an external source, verify if the result is a frameset and use heuristic to provide the real content.	Disabled
Load balancer	Activate this only if the server is behind a load balancer (or reverse proxy). This enables logging the IP of the user rather than the IP of the proxy server 🚫	Disabled
Tiki is behind a frontend-proxy/load-balancer that rewrites ports	Activate this only if the server is behind a frontend-proxy/load-balancer (or reverse proxy) that rewrites ports. This enables Tiki to use the HTTP_X_FORWARDED_PROTO parameter set by the proxy, to provide correct links. 🚫	Disabled
Access-Control-Allow-Origin	Domains allowed to make "CORS" (Cross-Origin Resource Sharing or Cross-Domain Ajax) requests from this server. 👉 <i>One URI per line, for example, "http://www.example.com" or "*" for any site</i>	None
Use CURL for HTTP connections	Use CURL instead of sockets for server to server HTTP connections, when sockets are not available.	Disabled
Multi-domain	Enable domain names to be mapped to perspectives and simulate multiple domains hosted with the same Tiki installation.	Disabled
Switch domain when switching perspective	Important: Different domains have different login sessions and, even in the case of subdomains, an understanding of session cookies is needed to make it work	Disabled
Default domain for non categorized content	The domain (hostname only) to be used when redirecting the user if he tries to read content that is not bound to the category/perspective configured for the current domain.	None
Multi-domain Configuration	Comma-separated values mapping the domain name to the perspective ID. 👉 <i>One domain per line with a comma separating it from the perspective ID. For example: tiki.org,1</i>	None
Session storage location	Select where the session information should be stored. Memcache sessions require memcache to be configured. ☰ Default (from php.ini) Database Memcache	Default (from php.ini)
Session lifetime	Session lifetime 👉 <i>Expressed as minutes. This is the minimum time logged in. To be the exact time, adjustments must be made in .htaccess session.gc_probability and session.gc_divisor to 1. Be careful - changing the probability may affect server performance.</i>	10080 minutes
Session cookie name	Session cookie name used instead of the PHP default configuration	PHPSESSID

Option	Description	Default
Site terminal	Allows users to be directed to a specific perspective depending on the origin IP address. Can be used inside intranets to use different configurations for users depending on their departments or discriminate people in web contexts. Unspecified IPs will fall back to default behavior, including multi-domain handling. Manually selected perspectives take precedence over this.	Disabled
Site terminal configuration	Provides the mapping from subnets to perspective. 👉 <i>One per line. Network prefix in CIDR notation (address/mask size), separated by comma with the perspective ID. Example: 192.168.12.0/24,12</i>	None
Contact us	A basic contact form a visitor can use to contact the site admin 👉 <i>You can use Trackers to create custom Contact Us forms.</i>	Disabled
Allow anonymous visitors to use the "Contact Us" feature.	Allow anonymous visitors to use the "Contact Us" feature.	Disabled
Display contact priority	Display contact priority option	Disabled
Contact user	User to contact	Admin
Stats	Record basic statistics about major Tiki features (number of wiki pages, size of file galleries, etc.)	Disabled
Referrer stats	Record domain name of sites that send visitors to this Tiki.	Disabled
Count admin pageviews	Include pageviews by Admin when reporting stats.	Disabled
Terms and Conditions	Automatically present a terms of use page to be accepted by users accessing the site.	Disabled
Terms of Use page name	Wiki page for Terms of Use content. The page may be translated using the multilingual feature.	Terms
Minimum age	When presenting the terms of use, request age. 👉 <i>0 to ignore age validation</i>	0 years
Help system	Activates links to Tiki documentation. You can specify a Help URL that contains customized help pages. By default, the Help system uses http://doc.tiki.org/	Enabled
Help URL	The default help system may not be complete. You can contribute to the Tiki documentation, which is a community-edited wiki.	http://doc.tiki.org/

Option	Description	Default
Temporary directory	Directory on your server, relative to your Tiki installation, for storing temporary files. Tiki must have full read and write access to this directory.	/tmp

Option	Description	Default
Use proxy	Specify if this Tiki site requires a proxy to access the internet. If enabled, the proxy Host name (either with or without the http:// prefix), Port settings, Username, and Password can be specified.	Disabled
Proxy host name	Proxy host - without http:// or similar, just the host name	None
Port	Proxy port	None
Proxy username		None
Proxy password		None
HTTP lookup: skip framesets	When performing an HTTP request to an external source, verify if the result is a frameset and use heuristic to provide the real content.	Disabled
Load balancer	Activate this only if the server is behind a load balancer (or reverse proxy). This enables logging the IP of the user rather than the IP of the proxy server 🚫	Disabled
Tiki is behind a frontend-proxy/load-balancer that rewrites ports	Activate this only if the server is behind a frontend-proxy/load-balancer (or reverse proxy) that rewrites ports. This enables Tiki to use the HTTP_X_FORWARDED_PROTO parameter set by the proxy, to provide correct links. 🚫	Disabled
Access-Control-Allow-Origin	Domains allowed to make "CORS" (Cross-Origin Resource Sharing or Cross-Domain Ajax) requests from this server. 👉 <i>One URI per line, for example, "http://www.example.com" or "*" for any site</i>	None
Use CURL for HTTP connections	Use CURL instead of sockets for server to server HTTP connections, when sockets are not available.	Disabled
Multi-domain	Enable domain names to be mapped to perspectives and simulate multiple domains hosted with the same Tiki installation.	Disabled
Switch domain when switching perspective	Important: Different domains have different login sessions and, even in the case of subdomains, an understanding of session cookies is needed to make it work	Disabled
Default domain for non categorized content	The domain (hostname only) to be used when redirecting the user if he tries to read content that is not bound to the category/perspective configured for the current domain.	None
Multi-domain Configuration	Comma-separated values mapping the domain name to the perspective ID. 👉 <i>One domain per line with a comma separating it from the perspective ID. For example: tiki.org,1</i>	None
Session storage location	Select where the session information should be stored. Memcache sessions require memcache to be configured. ☰ Default (from php.ini) Database Memcache	Default (from php.ini)

Option	Description	Default
Session lifetime	Session lifetime  <i>Expressed as minutes. This is the minimum time logged in. To be the exact time, adjustments must be made in .htaccess session.gc_probability and session.gc_divisor to 1. Be careful - changing the probability may affect server performance.</i>	10080 minutes
Session cookie name	Session cookie name used instead of the PHP default configuration	PHPSESSID
Site terminal	Allows users to be directed to a specific perspective depending on the origin IP address. Can be used inside intranets to use different configurations for users depending on their departments or discriminate people in web contexts. Unspecified IPs will fall back to default behavior, including multi-domain handling. Manually selected perspectives take precedence over this.	Disabled
Site terminal configuration	Provides the mapping from subnets to perspective.  <i>One per line. Network prefix in CIDR notation (address/mask size), separated by comma with the perspective ID. Example: 192.168.12.0/24,12</i>	None
Contact us	A basic contact form a visitor can use to contact the site admin  <i>You can use Trackers to create custom Contact Us forms.</i>	Disabled
Allow anonymous visitors to use the "Contact Us" feature.	Allow anonymous visitors to use the "Contact Us" feature.	Disabled
Display contact priority	Display contact priority option	Disabled
Contact user	User to contact	Admin
Stats	Record basic statistics about major Tiki features (number of wiki pages, size of file galleries, etc.)	Disabled
Referrer stats	Record domain name of sites that send visitors to this Tiki.	Disabled
Count admin pageviews	Include pageviews by Admin when reporting stats.	Disabled
Terms and Conditions	Automatically present a terms of use page to be accepted by users accessing the site.	Disabled
Terms of Use page name	Wiki page for Terms of Use content. The page may be translated using the multilingual feature.	Terms
Minimum age	When presenting the terms of use, request age.  <i>0 to ignore age validation</i>	0 years
Help system	Activates links to Tiki documentation. You can specify a Help URL that contains customized help pages. By default, the Help system uses http://doc.tiki.org/	Enabled

Option	Description	Default
Help URL	The default help system may not be complete. You can contribute to the Tiki documentation, which is a community-edited wiki.	http://doc.tiki.org/

Alias names of this page:
Proxy