

General Layout Options tab

Overview

Use this tab to select your Tiki theme and options, and other template configurations.

Related Topics

- [Tiki Themes](#)

To Access

From the [Look and Feel Admin](#) page, click the **General Layout Options** tab.

Option

Fixed width

Layout width

Description

Restrict the width of the site content area, in contrast to a liquid (full-width) layout.

The width of the site's content area (Bootstrap container div), centered in the browser window.

👉 *The default is 1170px.*

Default

Enabled

1170px

Option

Site layout

Enable layout per page, etc.

Description

Changes the template for the overall site layout

👉 *Important: when using the Classic Bootstrap (fixed top navbar) layout, be sure to set the fixed-top navbar height, below, to prevent content overlap.*

☰ Single Container | Classic Tiki (3 containers - header, middle, footer) | Classic Bootstrap (fixed top navbar)

Specify an alternate layout for a particular wiki page, etc. 🧪

Default

Classic Bootstrap (fixed to...

Disabled

Option

Fixed-top navbar height

Header bar and Address bar color

Admin layout

Description

For the Classic Bootstrap or equivalent layout, specify the height of the navbar in fixed position at the top of the page. The logo module image assigned to the top module zone will scale to display correctly here.

👉 *Clear the Tiki system cache for this change to take effect.*

Change the color of header bar and address bar according to the theme.

Specify which layout template to use for admin pages.

☰ Single Container | Classic Tiki (3 containers - header, middle, footer) | Classic Bootstrap (fixed top navbar)

Default

90 px

Disabled

Single Container

Option


Site logo and title

Logo source (image path)

Logo title (on mouseover)

Description

Display a site logo image and/or title in the page header area.

 *This setting is expected to be moved from here to the [admin-modules page](#).*

This can be a conventional path to the image file, or the syntax for an image in a Tiki gallery.

This appears as tool tip text. The site logo is also a link to the site index (top page).

Default

Enabled

img/tiki/Tiki_WCG.png

Tiki-powered site

Option

HTML "alt" tag description

Site logo upload icon

Site title

Subtitle

Top module zone

Description

Normally a description of the image, such as "Example.com logo"

 *Used by text browsers, screen readers, etc.*

Display an icon for admins to be able to change or upload the site logo.

The displayed title of the website.

A short phrase that, for example, describes the site.

Activate zone for modules such as site logo, log-in form, etc. (page header)

 Only if one or more modules are assigned | Always | Never

Default

Site Logo

Enabled

None

None

Only if one or more modules...

Option

Topbar module zone

Page top module zone

Left column

Description

Activate zone for modules such as horizontal menu (navbar), search form, page-wide content, etc.

☰ Only if one or more modules are assigned | Always | Never

Activate zone for modules such as breadcrumbs, banners, share icons, etc

☰ Only if one or more modules are assigned | Always | Never

👉 *Controls visibility of the left column of modules*

☰ Only if one or more modules are assigned | Always | User decides | Never

Default

Only if one or more modules...

Only if one or more modules...

User decides

Option


Right column

Page bottom module zone

Bottom module zone

Description

 *Controls visibility of the right column of modules*

 Only if one or more modules are assigned | Always | User decides | Never

Activate zone for modules at the bottom of the main column of each page

 Only if one or more modules are assigned | Always | Never

Activate zone for modules such as "powered by" and "rss list" (page footer)

 Only if one or more modules are assigned | Always | Never

Default

User decides

Only if one or more modules...

Only if one or more modules...

Option

Module file

Extra module zones available

Description

Use a static module definition file instead of relying on the dynamic values generated by Tiki. Useful for custom themes. The file must be in YAML format, following the format used in profiles.

Extra module zones to be managed through the module administration interface. Useful if a custom theme or layout requires a special zone other than the predefined ones.

👉 *Comma-separated list, maximum of 20 characters per entry.*

Default

None

None

Option

Webmaster report

Webmaster email

Description

Activate the feature to report a problematic page to the webmaster..

A specific email address can be set for receiving the webmaster reports.

 *Leave blank to use the default sender email*

Default

Disabled

None

Unable to load the jQuery Sortable Tables feature.

Option

Fixed width

Description

Restrict the width of the site content area, in contrast to a liquid (full-width) layout.

Default

Enabled

Option

Layout width

Site layout

Enable layout per page, etc.

Description

The width of the site's content area (Bootstrap container div), centered in the browser window.

👉 *The default is 1170px.*

Changes the template for the overall site layout

👉 *Important: when using the Classic Bootstrap (fixed top navbar) layout, be sure to set the fixed-top navbar height, below, to prevent content overlap.*

☰ Single Container | Classic Tiki (3 containers - header, middle, footer) | Classic Bootstrap (fixed top navbar)

Specify an alternate layout for a particular wiki page, etc. 🧪

Default

1170px

Single Container

Disabled

Option

Fixed-top navbar height

Header bar and Address bar color

Admin layout

Description

For the Classic Bootstrap or equivalent layout, specify the height of the navbar in fixed position at the top of the page. The logo module image assigned to the top module zone will scale to display correctly here.

👉 *Clear the Tiki system cache for this change to take effect.*

Change the color of header bar and address bar according to the theme.

Specify which layout template to use for admin pages.

☰ Single Container | Classic Tiki (3 containers - header, middle, footer) | Classic Bootstrap (fixed top navbar)

Default

None

Disabled

Single Container

Option


Site logo and title

Logo source (image path)

Logo title (on mouseover)

Description

Display a site logo image and/or title in the page header area.

 *This setting is expected to be moved from here to the [admin-modules page](#).*

This can be a conventional path to the image file, or the syntax for an image in a Tiki gallery.

This appears as tool tip text. The site logo is also a link to the site index (top page).

Default

Enabled

img/tiki/Tiki_WCG.png

Tiki-powered site

Option

HTML "alt" tag description

Site logo upload icon

Site title

Subtitle

Top module zone

Description

Normally a description of the image, such as "Example.com logo"

 *Used by text browsers, screen readers, etc.*

Display an icon for admins to be able to change or upload the site logo.

The displayed title of the website.

A short phrase that, for example, describes the site.

Activate zone for modules such as site logo, log-in form, etc. (page header)

 Only if one or more modules are assigned | Always | Never

Default

Site Logo

Enabled

None

None

Only if one or more modules...

Option

Topbar module zone

Page top module zone

Left column

Description

Activate zone for modules such as horizontal menu (navbar), search form, page-wide content, etc.

☰ Only if one or more modules are assigned | Always | Never

Activate zone for modules such as breadcrumbs, banners, share icons, etc

☰ Only if one or more modules are assigned | Always | Never

👉 *Controls visibility of the left column of modules*

☰ Only if one or more modules are assigned | Always | User decides | Never

Default

Only if one or more modules...

Only if one or more modules...

User decides

Option


Right column

Page bottom module zone

Bottom module zone

Description

 *Controls visibility of the right column of modules*

 Only if one or more modules are assigned | Always | User decides | Never

Activate zone for modules at the bottom of the main column of each page

 Only if one or more modules are assigned | Always | Never

Activate zone for modules such as "powered by" and "rss list" (page footer)

 Only if one or more modules are assigned | Always | Never

Default

User decides

Only if one or more modules...

Only if one or more modules...

Option

Module file

Extra module zones available

Description

Use a static module definition file instead of relying on the dynamic values generated by Tiki. Useful for custom themes. The file must be in YAML format, following the format used in profiles.

Extra module zones to be managed through the module administration interface. Useful if a custom theme or layout requires a special zone other than the predefined ones.

👉 *Comma-separated list, maximum of 20 characters per entry.*

Default

None

None

Option

Webmaster report

Webmaster email

Description

Activate the feature to report a problematic page to the webmaster..

A specific email address can be set for receiving the webmaster reports.

 *Leave blank to use the default sender email*

Default

Disabled

None

Unable to load the jQuery Sortable Tables feature.

Option

Fixed width

Description

Restrict the width of the site content area, in contrast to a liquid (full-width) layout.

Default

Enabled

Option

Layout width

Site layout

Enable layout per page, etc.

Description

The width of the content area of the site, centered in the browser window.

👉 *for example, 960px*

Changes the template for the overall site layout

👉 *Important: when using the Classic Bootstrap (fixed top navbar) layout, be sure to set the fixed-top navbar height, below, to prevent content overlap.*

☰ Single Container | Classic Tiki (3 containers - header, middle, footer) | Classic Bootstrap (fixed top navbar)

Specify an alternate layout for a particular wiki page, etc. 🧪

Default

1170px

Single Container

Disabled

Option

Admin layout

Site logo and title

Logo source (image path)

Description

Specify which layout template to use for admin pages.

☰ Single Container | Classic Tiki (3 containers - header, middle, footer) | Classic Bootstrap (fixed top navbar)

Display a site logo image and/or title in the page header area.

⚠ *This setting is expected to be moved from here to the [admin-modules page](#).*

This can be a conventional path to the image file, or the syntax for an image in a Tiki gallery.

Default

Single Container

Enabled

img/tiki/Tiki_WCG.png

Option

Site icon

Logo background color

Logo title (on mouseover)

Description

This is used in narrow (top to bottom) page headers. In some layouts, the image is scaled down to fit in the available space.

👉 *Recommended image height: 32 pixel*

A legacy option to add a background color to the div that contains the logo image.

👉 *Examples: 1) silver - 2) #fff*

This appears as tool tip text. The site logo is also a link to the site index (top page).

Default

img/tiki/tikilogo_icon.png

Transparent

Tiki powered site

Option

HTML "alt" tag description

Site title

Subtitle

Top module zone

Description

Normally a description of the image, such as "Example.com logo"

 *Used by text browsers, screen readers, etc.*

The displayed title of the website.

A short phrase that, for example, describes the site.

Activate zone for modules such as site logo, log-in form, etc. (page header)

 Only if one or more modules are assigned | Always | Never

Default

Site Logo

None

None

Only if one or more modules...

Option

Topbar module zone

Page top module zone

Left column

Description

Activate zone for modules such as horizontal menu (navbar), search form, page-wide content, etc.

☰ Only if one or more modules are assigned | Always | Never

Activate zone for modules such as breadcrumbs, banners, share icons, etc

☰ Only if one or more modules are assigned | Always | Never

👉 *Controls visibility of the left column of modules*

☰ Only if one or more modules are assigned | Always | User decides | Never

Default

Only if one or more modules...

Only if one or more modules...

User decides

Option


Right column

Page bottom module zone

Bottom module zone

Description

 *Controls visibility of the right column of modules*

 Only if one or more modules are assigned | Always | User decides | Never

Activate zone for modules at the bottom of the main column of each page

 Only if one or more modules are assigned | Always | Never

Activate zone for modules such as "powered by" and "rss list" (page footer)

 Only if one or more modules are assigned | Always | Never

Default

User decides

Only if one or more modules...

Only if one or more modules...

Option

Module file

Extra module zones available

Description

Use a static module definition file instead of relying on the dynamic values generated by Tiki. Useful for custom themes. The file must be in YAML format, following the format used in profiles.

Extra module zones to be managed through the module administration interface. Useful if a custom theme or layout requires a special zone other than the predefined ones.

👉 *Comma-separated list, maximum of 20 characters per entry.*

Default

None

None

Option

Webmaster report

Webmaster email

Description

Activate the feature to report a problematic page to the webmaster..

A specific email address can be set for receiving the webmaster reports.

 *Leave blank to use the default sender email*

Default

Disabled

None

Unable to load the jQuery Sortable Tables feature.

Option

Fixed width

Description

Restrict the width of the site content area, in contrast to a liquid (full-width) layout.

Default

Enabled

Option

Layout width

Site layout

Enable layout per page, etc.

Description

The width of the content area of the site, centered in the browser window.

👉 *for example, 960px*

Changes the template for the overall site layout

👉 *Important: when using the Classic Bootstrap (fixed top navbar) layout, be sure to set the fixed-top navbar height, below, to prevent content overlap.*

☰ Single Container | Classic Tiki (3 containers - header, middle, footer) | Classic Bootstrap (fixed top navbar)

Specify an alternate layout for a particular wiki page, etc. 🧪

Default

1170px

Single Container

Disabled

Option

Admin layout

Site logo and title


Logo source (image path)

Description

Specify which layout template to use for admin pages.

☰ Single Container | Classic Tiki (3 containers - header, middle, footer) | Classic Bootstrap (fixed top navbar)

Display a site logo image and/or title in the page header area.

 *This setting is expected to be moved from here to the [admin-modules page](#).*

This can be a conventional path to the image file, or the syntax for an image in a Tiki gallery.

Default

Single Container

Enabled

img/tiki/Tiki_WCG.png

Option

Site icon

Logo background color

Logo title (on mouseover)

Description

This is used in narrow (top to bottom) page headers. In some layouts, the image is scaled down to fit in the available space.

👉 *Recommended image height: 32 pixel*

A legacy option to add a background color to the div that contains the logo image.

👉 *Examples: 1) silver - 2) #fff*

This appears as tool tip text. The site logo is also a link to the site index (top page).

Default

img/tiki/tikilogo_icon.png

Transparent

Tiki powered site

Option

HTML "alt" tag description

Site title

Subtitle

Top module zone

Description

Normally a description of the image, such as "Example.com logo"

👉 *Used by text browsers, screen readers, etc.*

The displayed title of the website.

A short phrase that, for example, describes the site.

Activate zone for modules such as site logo, log-in form, etc. (page header)

☰ Only if one or more modules are assigned | Always | Never

Default

Site Logo

None

None

Only if one or more modules...

Option

Topbar module zone

Page top module zone

Left column

Description

Activate zone for modules such as horizontal menu (navbar), search form, page-wide content, etc.

☰ Only if one or more modules are assigned | Always | Never

Activate zone for modules such as breadcrumbs, banners, share icons, etc

☰ Only if one or more modules are assigned | Always | Never

👉 *Controls visibility of the left column of modules*

☰ Only if one or more modules are assigned | Always | User decides | Never

Default

Only if one or more modules...

Only if one or more modules...

User decides

Option


Right column

Page bottom module zone

Bottom module zone

Description

 *Controls visibility of the right column of modules*

 Only if one or more modules are assigned | Always | User decides | Never

Activate zone for modules at the bottom of the main column of each page

 Only if one or more modules are assigned | Always | Never

Activate zone for modules such as "powered by" and "rss list" (page footer)

 Only if one or more modules are assigned | Always | Never

Default

User decides

Only if one or more modules...

Only if one or more modules...

Option

Module file

Extra module zones available

Description

Use a static module definition file instead of relying on the dynamic values generated by Tiki. Useful for custom themes. The file must be in YAML format, following the format used in profiles.

Extra module zones to be managed through the module administration interface. Useful if a custom theme or layout requires a special zone other than the predefined ones.

👉 *Comma-separated list, maximum of 20 characters per entry.*

Default

None

None

Option

Webmaster report

Webmaster email

Description

Activate the feature to report a problematic page to the webmaster..

A specific email address can be set for receiving the webmaster reports.

 *Leave blank to use the default sender email*

Default

Disabled

None

Unable to load the jQuery Sortable Tables feature.