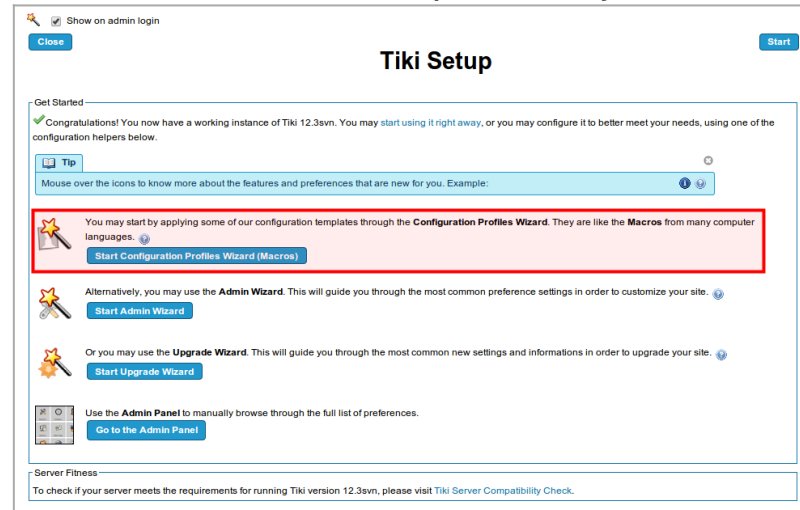


Profiles Wizard

Since Tiki12, this wizard shows the admin some information about the most recommended profiles to apply, either to set up your site with a featured configuration template, add some useful extra configuration, or show a demonstration of potentially interesting features for you, just with a few clicks.

It can be launched from the first screen of the Tiki Setup shown just after the admin logs in in a new tiki site:



Click to expand

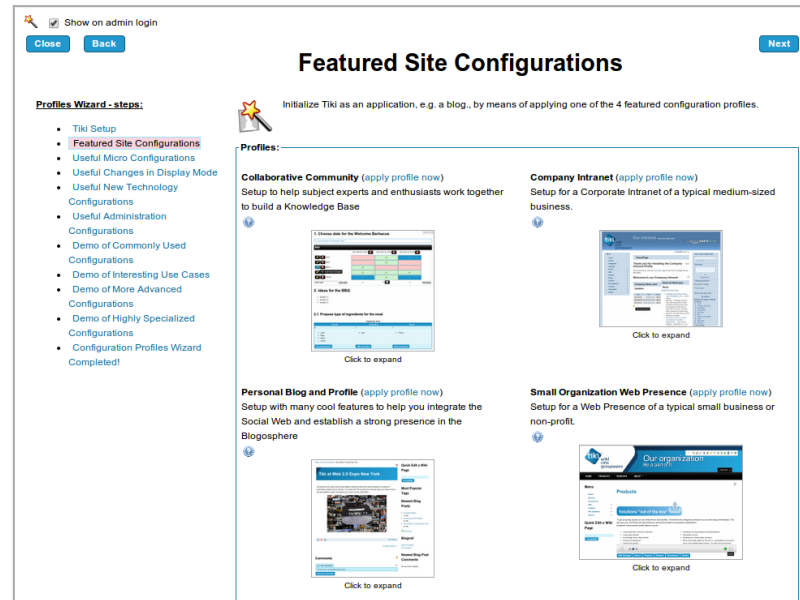
Remember that if your server is behind a firewall, you need to set the proxy settings in order to allow your Tiki to connect to the profiles repository.

- 1.1. Featured Site Configurations
- 1.2. Useful Micro Configurations
- 1.3. Useful Changes in Display Mode
- 1.4. Useful New Technology Configurations
- 1.5. Useful Administration Configurations
- 1.6. Demo of Commonly Used Configurations
- 1.7. Demo of Interesting Use Cases

- 1.8. Demo of Other Interesting Use Cases
- 1.9. Demo of More Advanced Configurations
- 1.10. Highly Specialized Configurations
- Configuration Profiles Wizard Completed

1.1. Featured Site Configurations

- Collaborative_Community_12x
- Company_Intranet_12x
- Personal_Blog_and_Profile_12x
- Small_Organization_Web_Presence_12x



Click to expand

1.2. Useful Micro Configurations

- Collaborative_Community_Wiki_menupage <- "Menu on Wiki page"
- Random_header_images
- Multilingual_Wiki_12x
- Countries_By_Region (as categories)

Useful Micro Configurations

Check out this set of potentially useful profiles for your site which involve small amount of changes in your site configuration.

Profiles:

- Menu on Wiki page** (apply profile now)
This profile sets up a side module with a menu based on a wiki page in the right hand-side column.
- Random header images** (apply profile now)
This profile adds a module in the top zone that displays a random image from a File Gallery.
- Multilingual Wiki** (apply profile now)
This profile allows Tiki content translation, and sets up modules to change language and to display links to page translations with their percentage of completion.
- Countries By Region** (apply profile now)
This profile will create a set of categories and subcategories in your site with the names of countries grouped by regions.

Click to expand

1.3. Useful Changes in Display Mode

- Mobile
- Slideshow_demo

The screenshot shows a web interface titled "Useful Changes in Display Mode". At the top, there are buttons for "Close", "Back", and "Next". Below the title, a "Profiles Wizard - steps:" list includes items like "Tiki Setup", "Featured Site Configurations", and "Useful Changes in Display Mode" (which is highlighted). The main content area is titled "Profiles:" and contains two sections: "Mobile (apply profile now)" and "Slideshow demo (apply profile now)". Each section includes a brief description and a "Click to expand" button. The "Mobile" section shows a preview of a mobile-optimized page, and the "Slideshow demo" section shows a preview of a page with a slideshow.

Click to expand

1.4. Useful New Technology Configurations

- Together <- "Write Together"
- Post-it_Sticky_Note

Useful New Technology Configurations

Profiles Wizard - steps:

- Tiki Setup
- Featured Site Configurations
- Useful Micro Configurations
- Useful Changes in Display Mode
- **Useful New Technology Configurations**
- Useful Administration Configurations
- Demo of Commonly Used Configurations
- Demo of Interesting Use Cases
- Demo of More Advanced Configurations
- Demo of Highly Specialized Configurations
- Configuration Profiles Wizard Completed!

Write Together (apply profile now)
This profile adds a simple wiki page on a side module (using the Module menupage), showing the button to start co-writing with TogetherJS.

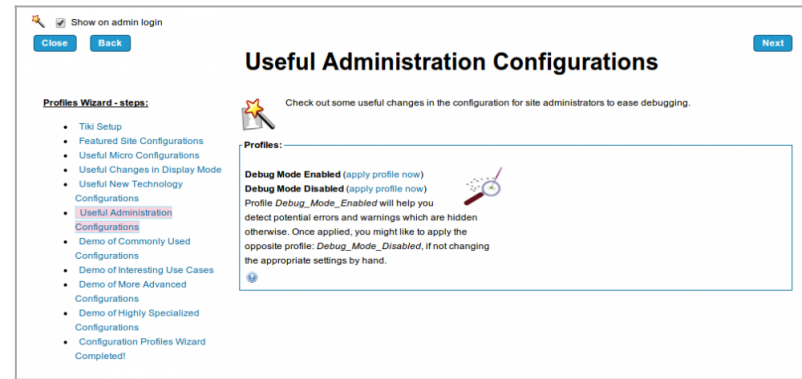
Post-it Sticky Note (apply profile now)
This profile allows to display a sticky note (a "post-it") in your tiki site.

Click to expand

Click to expand

1.5. Useful Administration Configurations

- Debug_Mode_Enabled/Debug_Mode_Disabled



Click to expand

1.6. Demo of Commonly Used Configurations

- User_Trackers <- "User and Registration Tracker"
- Custom_Contact_Form
- Dynamic_items_list
- Sortable Tables

Show on admin login

Close Back Next

Demo of Commonly Used Configurations

Check out some commonly used configurations in Tiki sites.

Profiles Wizard - steps:

- Tiki Setup
- Featured Site Configurations
- Useful Micro Configurations
- Useful Changes in Display Mode
- Useful New Technology Configurations
- Useful Administration Configurations
- Demo of Commonly Used Configurations
- Demo of Interesting Use Cases
- Demo of More Advanced Configurations
- Demo of Highly Specialized Configurations
- Configuration Profiles Wizard Completed!

Profiles:

User & Registration Tracker (apply profile now)
This profile allows you to request more details in the registration process or in the User Wizard, as well as to provide more custom information to your users.

Custom Contact Form (apply profile now)
This profile eases the task to create a custom contact form adapted to the specific case of that site.

Dynamic Items List (apply profile now)
This profile creates two linked trackers. One that allow pre-selecting the items in a drop down list based on the items in a previous drop down field. And a second tracker that holds the options displayed in the drop down fields.

Sortable Tables (apply profile now)
This profile creates a few examples of tables with data that can be sorted and filtered interactively in real time, using the JQuery Sortable Tables feature.

Click to expand

Click to expand

1.7. Demo of Interesting Use Cases

- Bug_Tracker
- Time_Sheet
- Tracker_as_Calendar_12
(maybe after renaming/cloning it to indicate 12 or no number)
- Voting_System

The screenshot shows a configuration wizard interface with the following elements:

- Header:** "Demo of Interesting Use Cases" with "Close" and "Next" buttons.
- Left Sidebar:** "Profiles Wizard - steps:"
 - Tiki Setup
 - Featured Site Configurations
 - Useful Micro Configurations
 - Useful Changes in Display Mode
 - Useful New Technology Configurations
 - Useful Administration Configurations
 - Demo of Commonly Used Configurations
 - **Demo of Interesting Use Cases** (highlighted)
 - Demo of More Advanced Configurations
 - Demo of Highly Specialized Configurations
 - Configuration Profiles Wizard Completed!
- Main Content:**
 - Warning:** "They are not to be initially applied in production environments since they cannot be easily reverted and changes and new objects in your site are created for real"
 - Profiles:**
 - Bug Tracker (apply profile now):** "This profile allows you to see a tracker in action with some demo data, and a custom interface in a wiki page to add new items, as well as having them listed for you below." Includes a "Click to expand" button and a small screenshot of a tracker interface.
 - Timesheet (apply profile now):** "This profile allows recording time spent on projects. It creates two trackers: one to hold the time spent, and the other with the project names." Includes a "Click to expand" button and a small screenshot of a timesheet interface.
 - Tracker as Calendar (apply profile now):** "This profile creates a tracker with some demo data and wiki interface that will be used to display and manage a Calendar of events in a fancy visual way." Includes a "Click to expand" button and a small screenshot of a calendar interface.
 - Voting System (apply profile now):** "This profile sets up a Voting system in which only members of a group will be able to vote. It creates a tracker, 2 groups of users, one user in each group and a custom wiki page as interface to vote." Includes a "Click to expand" button and a small screenshot of a voting system interface.

Click to expand

1.8. Demo of Other Interesting Use Cases

(since Tiki 13.1+ & 12.3+)

- Structured Master Documents
- Consensus Forums
- Barter_Market
- Revision Approval (ISO9001) (since Tiki 14.0)

The screenshot shows the 'Demo of Other Interesting Use Cases' page in the Tiki Configuration Profiles Wizard. The page is titled 'Demo of Other Interesting Use Cases' and includes a 'Next' button in the top right corner. On the left side, there is a 'Profiles Wizard - steps:' list with the following items: Tiki Setup, Featured Site Configurations, Useful Micro Configurations, Useful Changes in Display Mode, Useful New Technology Configurations, Useful Administration Configurations, Demo of Commonly Used Configurations, Demo of Interesting Use Cases (highlighted in blue), Demo of More Advanced Configurations, Demo of Highly Specialized Configurations, and Configuration Profiles Wizard Completed! The main content area is titled 'Demo of Other Interesting Use Cases' and contains a warning box that reads: 'Warning: They are not to be initially applied in production environments since they cannot be easily reverted and changes and new objects in your site are created for real'. Below the warning, there are three profile cards: 'Structured Master Documents (apply profile now)', 'Consensus Forums (apply profile now)', and 'Barter Market (apply profile now)'. Each card includes a brief description and a 'Click to expand' button. The 'Structured Master Documents' card shows a screenshot of a 'Wiki Structure: 01 Cover' page. The 'Consensus Forums' card shows a screenshot of a forum page with a 'No more submitting of for this topic' message. The 'Barter Market' card shows two screenshots of a barter market interface.

Click to expand

1.9. Demo of More Advanced Configurations

- Shopping_Cart
- Easy GeoBlog

Show on admin login

[Close](#) [Back](#) [Next](#)

Demo of More Advanced Configurations

Profiles Wizard - steps:

- Tiki Setup
- Featured Site Configurations
- Useful Micro Configurations
- Useful Changes In Display Mode Configurations
- Useful New Technology Configurations
- Useful Administration Configurations
- Demo of Commonly Used Configurations
- Demo of Interesting Use Cases Configurations
- **Demo of More Advanced Configurations**
- Demo of Highly Specialized Configurations
- Configuration Profiles Wizard Completed!

Check out these more advanced configurations that demonstrate some other Tiki Features that you might be interested in for your site.


Warning

They are not to be initially applied in production environments since they cannot be easily reverted and changes and new objects in your site are created for real

Profiles:

Shopping Cart (apply profile now)


This profile provides a Shopping Cart and the corresponding basic payment system. It currently uses the PayPal shopping cart rather than the built in Tiki.



Click to expand

Easy GeoBlog (apply profile now)

This profile demonstrates the geolocation of Blog posts, in conjunction with other associated features



Click to expand

Click to expand

1.10. Highly Specialized Configurations

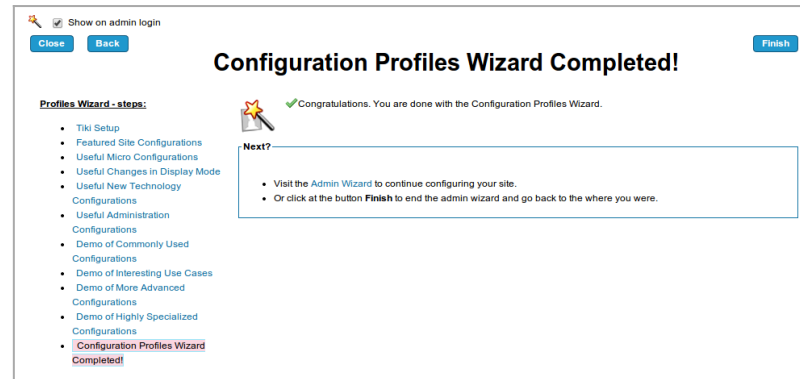
They are also demo profiles, but highly customized for very specialized applications.

- Cartograf
- R_demo
- R_Heatmaps

The screenshot shows a web interface titled "Demo of Highly Specialized Configurations". At the top, there are "Close", "Back", and "Next" buttons. Below the title, a "Warning" box states: "These configuration profiles require extra software to be installed in your server to function as expected. See details in the instructions page shown in your site once each profile is applied." The main content area is divided into two columns. The left column, titled "Profiles Wizard - steps:", lists various configuration steps, with "Demo of Highly Specialized Configurations" highlighted. The right column, titled "Profiles:", contains three entries: "CartoGraf (apply profile now)", "R demo (apply profile now)", and "R Heatmaps (apply profile now)". Each entry includes a brief description and a "Click to expand" link. The "CartoGraf" entry features a small map image, and the "R demo" entry features a word cloud image.

Click to expand

Configuration Profiles Wizard Completed



Click to expand

Related

- Profiles
- Admin Wizard
- Changes Wizard
- User Wizard

Alias names for this page

ProfilesWizard | Profile Wizard | ProfileWizard