

# Plugin Member Payment

*New in [Tiki5](#)*

Use this [wiki plugin](#) for users to make payments to extend the length of their membership to a group.

## REQUIREMENTS

- The [group](#) must have a membership expiry > 0 days
- [Payment](#) feature must be enabled and configured

## PARAMETERS

Receive payment from a member to extend membership to a group

*Introduced in Tiki 5. Required parameters are in **bold**.*

[Go to the source code](#)

*Preferences required: `wikiplugin_memberpayment`, `payment_feature`*

### Parameters

**price**

**group**

### Accepted Values

text

groupname

---

## **Description**

Price per period (USD).

Name of the group for which the subscription should be added or extended.

<b>Default</b>	<b>Since</b>
	5.0
	5.0

freeperiods

int

howtitle

text

inputtitle

text

Give specified numbers of free periods, the first one could be prorated, in addition to those bought

Add a title to the payment form when initially shown after clicking "Continue". Use %0 for the group name, %1 for the price, %2 for the currency, %4 for the number of days and %5 for the number of years.

Supports wiki syntax

Title of the initial input form. Use %0 for the group name, %1 for the price, %2 for the currency, %4 for the number of days and %5 for the number of years.

Supports wiki syntax.

0 9.0

Membership to %0 for %1 (x%2) 6.0

Membership to %0 for %1 (x%2) 6.0

periodslabel

text

paytitle

text

currentuser

(blank)

y

n

preventdoublerequest

(blank)

y

n

Customize the label for the periods input. No effect if Hide Period is set to Yes (y).

Title of the payment form after the initial showing. Use %0 for the group name, %1 for the price, %2 for the currency, %4 for the number of days and %5 for the number of years. Supports wiki syntax

Membership only for the current user

Prevent user from extended if there is already a pending request



Number of periods: 9.1

Membership to %0 for %1 (x%2) 11.0

n 6.0

n 8.0

returnurl

url

hideperiod

(blank)

y

n

inputtitleonly

(blank)

y

n

howtitleonly

(blank)

y

n

Page that payment service returns to after processing.

Do not allow user to set period - use default of 1.

Select Yes () to just show the title of the input form and not the period and cost information. Input Title must be set as well.

Select Yes () to just show the title of the payment form. Initial Payment Form Title must be set as well.

n

11.0

11.0

n

11.0

n

11.0

paytitleonly

(blank)

y

n

---

Select Yes () to just show the title of the payment form that shows after the initial viewing. Subsequent Payment Form Title must be set as well.

---

n

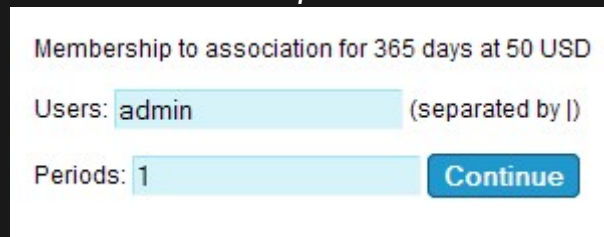
11.0

## EXAMPLE

*This code:*

```
{memberpayment group="association" price="50"}
```

*Would produce:*



Membership to association for 365 days at 50 USD

Users:  (separated by |)

Periods:

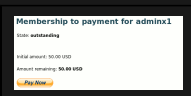
 Tip

*The 365 days in the above example is set by the admin for the group as the number of days after which a user is automatically unassigned.*

*Clicking on the continue button:*

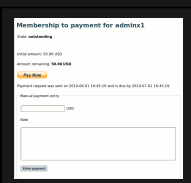
Takes the user to a screen where the payment can be made. Here's an example with Paypal used as the payment method (set in

the [Payment](#) admin panel):



*Manually completing payment information:*

An admin will be able to fill in the payment information in case of a 'manual' payment. Here's an example of what the admin would see fro an unpaid payment:



## RELATED PAGES

- [Payment](#)
- [Shopping Cart](#)
- [PluginAdjustInventory](#)
- [PluginExtendCartHold](#)
- [PluginPayment](#)
- [PluginShopperInfo](#)
- [PluginGroupExpiry](#)
- [PluginMemberlist](#)
- [PluginGroup](#)



# ALIASES

- Membership
- Members