

åŠÿèf½ç%ø¹æ€§

€€ã€€Tikiæ~`ä, -ç•Æä, ŠåŠÿèf½ç%ø¹æ€§æœ€ä, °å`Ççš,,CMSi¼^å†...å®¹ç®iç†ç³»ç»ÿi¼%ø¹ä¹<ä, €ã€€,äº<å®¹žä, Ši¼Çæ
®æ^`ä»¬æ%ø¹çÿÿi¼ÇTikiæ~`åÇ...å«åœšé†å†...å»ºåŠÿèf½éƒ`ä»¶çš,,å¼€æºçš,,Webåº”ç””ç³»ç»ÿä€€,å¼,æžœè¼™ ä, å††
i®i¼Çè`ä¼®æ”¹è¼™ ä, æwikiéiµðÿ`€ã€,
€€ã€€ä, å†å...¶å®¹é, £äº>åºæœ%ø¹å’ é†åŠÿèf½ç%ø¹æ€§i¼Çé¼”åŠ±ç””æ^`å®¹%ø¹è£...ç¬¬¬ä, %ø¹æ-¹é¼™ „ä»¶çš,,å¼€æºçš,
i¼ç>®i¼ÇTiki
çœ³¼åÇºçš,,ä, »è¼ä»£ç åÿºåº”åº±åÇ...å«äº†åœšé†çš,,åŠÿèf½ç%ø¹æ€§ã€, è¼™ èf½çi®ä¼å†çº§æ—¶å·²æœ%ø¹çš,,åŠÿèf½ç
%ø¹æ€§ä, ä¼šèç«ç´åã€,åÇæ—¶å,,çšåŠÿèf½ç%ø¹æ€§çš,,ç´šå†æ•´å^ä¼¼¼å¼—ä¼ èf½åº”å,,çšåŠÿèf½ç%ø¹æ€§ä, -
é†ç””èµ,,æ-¼™ ä€, ä, ¾ä¾¾¼i¼Çä¼ å`ä»¶åœ”æ•´ä, æç³»ç»ÿä, ä¼¼ç””Wiki Syntaxi¼^Wiki è`æ³•i¼%ø¹i¼šwiki
éiµéç¼Çå’å, -i¼Çè`ÿè, æ¼™”i¼Çç%ø¹ç%ø¹ã€, ä¼ å`ä»¶åœšåº†è§€Tikiæ”iåž<.
ã€€ã€€å> ä, °Tikiæ£åœ,,äºžç”±çœ¾¼åÇºä, æ-å¼€å’çš,,çš¶æ€ä, -
¼Çå¹¶éžæ%ø¹æœ%ø¹çš,,åŠÿèf½ç%ø¹æ€§éf½æ^ç†ÿäº†å€, æœ¬éiµç»¼™ æ`ä, æåŠÿèf½ç%ø¹æ€§æ¾¾>ä, €ä, æè`„ä¼ºæ¶å
®åŠ©ä¼ å^ææ-Tikiæ~`å¼é€, å^ä¼ ä€,
ã€€ã€€ä»¶ä, <æ~`æœ€æ-ºç”³å®¹šç%ø¹çš,,è`„ä¼ºã€, åžç»ç%ø¹æœ¬ä¼šç»§ç»-
æ”¹å-„è¼™ äº>åŠÿèf½éƒ`ä»¶å¹¶æ¾¾>æ-ºåŠÿèf½ã€,

• åŠÿèf½ç%ø¹æ€§

- å†...å®¹åŠÿèf½
- å`¼è^æåŠÿèf½
- æ”æå’åŠÿèf½
- æ-†æœ¬åÇºåŠÿèf½
- ç®iç†åŠÿèf½
- ç”<åºå’~é«~çº§åŠÿèf½
- å...¶å®¹f
- é¼™ „æ³”:
 - å...¾äºžTikiåŠÿèf½ç%ø¹æ€§

- ç³¼åŒ°
- ä½ìç””èì™ ä, àè” „ä¼°
- æ>’æ-°èì™ ä, àè” „ä¼°
- é—æ¼çš,,åšÿèf½ç%°¹æ€§
- æ †å††¼Œåšä°žå...¶ä»-æœåšîå’Œå°”ç””ä°æä°’
- ç³¼åŒ°ç»,,ç»†åšé†ç,¹













è” „ä¼°ç³»ç»ÿ














A: ä¼~ç§€ - **B:** å¾^å¥½ - **C:** å¥½ - **D:** ä½žåšf - **E:** å¾^ç³ÿ











ç””±Tikiç³¼åŒ°è†àè” „

- å®%èf.../ç®iç†
- ç””æ^·ç•Œéç¼¼šæ~å!å®¹æ~“/ç>’è§,åœ°å®%èf...èì™ ä, àåšÿèf½éç””ä»¶¼ÿ
- æœ€ç»^ç””æ^·ç•Œéç¼¼šå®%èf...åžå¹ä°žæœ€ç»^ç””æ^·æ¥è-’æ~å!å®¹æ~“/ç>’è§,
çš,,¼ÿ¼^å€¼å¾—å®%èf...å—¼ÿ¼%
- ç”³å®šæ€§¼šæœ%åæšå°’ç¼°é™.?
- åšÿèf½/èf½åš>¼šä,žå...¶å®f¼€æ°å°”ç””ç>,æ””å!,ä½•¼ÿèì™ æ~é»~è®ææž’å°å-
—æ®µ

å†...å®¹åšÿèf½

Feature name and link	Description	Dev (Bug reports & Feature requests)	Setup and admin UI	UI end user	Stability	Feature-set and power
File Gallery	Storage and sharing via download or display in pages, of images, videos, and other file types . Supports check-in and check-out (lock), versions, etc.		A	B	A	A
Calendar	Events calendar with public, private and group channels		B	B	B	A
File Gallery	File Galleries enable secure and efficient uploading, storage, downloading and other serving of all types of files including images, videos, podcasts, text and PDF documents and more.		B	C	B	A
Trackers	Facts and figures storage and retrieval. A forms and database generator, with reporting. Can be used for a bug tracker, item database, issue tracker, etc		B	A	B	A
Wiki	Collaboratively authored documents with history of changes. Tiki's wiki has all the features you could want from a first-rate wiki. Ex.: attach files, comments, history, images, warn on edit, page locking, powerful wiki syntax, alternative WYSIWYG editor, etc.		A	A	A	A
Maps	Maps can be created and displayed using OpenLayers and OpenStreetMap.		B	B	B	A
Kaltura Video	Video management		C	B	B	A
My Account	Provide content organization and communication tools for registered users Bookmark, User Preferences, Watch, User Menu, Task, Inter-User Messages, User Files, Notepad and Mini Calendar		A	A	C	B
Articles	Articles can be used for date-specific news and announcements. You can configure articles to automatically publish and expire at specific times or to require that submissions be approved before becoming "live." In addition to categories and tags, articles include their own unique classification system of Topics and Types.		B	B	B	B
FAQ	Create pages of frequently asked questions and answers.		B	B	B	B
Surveys	Create questionnaires with multiple-choice or open-ended questions.		A	A	B	B
Quizzes	Create timed quizzes with recorded scores.		D	C	C	B

Feature name and link	Description	Dev (Bug reports & Feature requests)	Setup and admin UI	UI end user	Stability	Feature-set and power
Blogs	Multiple blogs can be created with various author and display configurations, etc.		A	A	A	B
Featured Links	Simple menu system which can optionally add an external web page in an iframe		B	A	A	B
Tasks	A site user's to-do list. Tasks can be sent to other users. Also, there can be shared group tasks.		B	B	B	B
Slideshows	Turn a wiki page into slideshow (each slide is the wiki content only, without "chrome") by using more than one title bar in the page, or make a multi-page slideshow from a structure.		C	B	B	B
BigBlueButton	Open source instruction-focused real-time collaboration tool. (Audio/Video/Screensharing/Chat)		C	A	B	B
Screencasts (Feature removed in Tiki 17)	This permits capturing the device screen and uploading to Tiki. An image is produced (that you can then draw on), or short video with sound. The jCapture applet is used.		A	A	C	B
Messages	Internal (within the site) messages from one site user to another.		A	A	A	B
Webmail	Provides a webmail interface for site users' own IMAP or SMTP accounts. The Webmail tool has been massively improved since in Tiki20. Please see Email as a first-class citizen		C	B	C	B
MiniChat	Real-time group text chatting		A	C	B	C
Inter-User Messages	Enable users to send internal messages to each other (like email but internal to the Tiki site). A message can be broadcast to multiple users in a Tiki group or to all site users if the appropriate permissions are granted.		B	B	A	C
Spreadsheet	Spreadsheets supporting calculations and charts, import/export, etc.		A	A	C	C
Directory (links)	User-submitted Web links		A	A	A	C
Newsletters	Create and send email newsletters (plain text and HTML) to subscribed site users and other individuals.		A	A	B	C

Feature name and link	Description	Dev (Bug reports & Feature requests)	Setup and admin UI	UI end user	Stability	Feature-set and power
Forums	Forums are online discussions organized by topic (or thread). Tiki forums feature threaded or flat views, file attachments, moderation and queuing, monitoring (subscription) of particular forums or topics, and full usage of wiki syntax.		B	C	B	C
Live Support	One-on-one chat with customer or other individual		C	B	C	C
HTML Pages	Static and dynamic HTML content. Note: HTML can be used in wiki pages. This is a separate feature.		B	A		C
User Files	Users upload files and store them in their Tiki personal space; they can then download the files.		C	C	B	C
Notepad	Users can write, upload, download and read notes. Notes can be read as raw text files or as wiki pages interpreting the wiki markup syntax. The user-quota that admin can control is used to set the maximum size that user notes can take.		B	B	B	C
User Pages	This provides each user with a personal wiki page that only he/she can edit. All User Pages have a similar, configurable name that includes the user name.		A	B	A	C
Shoutbox	Quick comment (graffiti) box. Like a group chat, but not in real time.		A	A	A	D
Contact us	Basic form for site visitors to send a message to the site admin.		E	A	A	D
Friendship Network	Users can designate other users as "friends" using either the "follow" or "like" method.		C	B	B	D
Shopping Cart	A simple shopping cart feature - Information on products or services can be maintained in wiki pages or trackers with display via Pretty Tracker) and purchases added to Module Cart through the PluginAddToCart and sent to the payment page.		B	B	B	D

å^{-1/4}è^{^a}åŠÿèf^{1/2}















Feature name and link	Description	Dev (Bug reports & Feature requests)	Setup and admin UI	UI end user	Stability	Feature-set and power
Categories	Global category system. Items of different types (wiki pages, articles, tracker items, etc) can be added to one or many categories. Categories can have permissions.	🔧	B	B	B	A
Menus	Menu items are filtered by permission, by group or activation of relevant feature. Both Bootstrap and Superfish CSS/jQuery menus are supported.	🔧	C	A	B	A
Look and Feel	The site can be customized or personalized using the admin interface, to set the site title, logo and so on. No need for editing PHP or Smarty TPL files.	🔧	B	A	B	A
Modules	Boxes for content, typically on the left or right of a portal-style site but can be placed anywhere, even in page content, with or without a visual frame. Very useful for navigation and content re-use. Over 100 built-in modules are available, and site admins can create their own.	🔧	A	A	B	A
Structure	In Tiki terminology, a structure is a hierarchy for wiki pages. Structures have navigational features such as breadcrumb links and menus; also enabled is printing all pages in the structure and in order.	🔧	B	B	A	A
Semantic Links	Going beyond Backlinks, allows to define some semantic relationships between wiki pages	🔧	C	C	B	B
Bookmarks	User bookmarks let users bookmark internal or external pages, create folders and organize their personal bookmarks in folders. Bookmarks can be cached if that option is enabled. A module is provided to let the users see their bookmarks, navigate through them, and add new bookmarks.	🔧	C	C	C	C


Feature name and link	Description	Dev (Bug reports & Feature requests)	Setup and admin UI	UI end user	Stability	Feature-set and power
Custom Home (Removed in Tiki 15)	This feature was made redundant by the ability, via PluginLayout, etc., to fully customize a standard wiki page to use as the Homepage.	🔧	B		A	C
Meta Elements	Administer your meta tags via the admin panel (no FTP transfers necessary).	🔧	B		A	C
Search Engine Optimization	Tiki is search engine friendly. For a Tiki site running on Apache web server, the .htaccess file enables short, meaningful URLs.	🔧				C
User Menu	Add personal items to the User Menu section in the application menu.	🔧				unrated

æ " a a ' a Š Ÿ è f 1/2

è ì ™ ä º > ä Š Ÿ è f 1/2 ä ¯ ä » ¥ ä º " ç " " ä º Ž ä ¯ š ä , ä ä † ... ä ® 1 ä Ć º ä Ÿ Ÿ ä € ,


Feature name and link	Description	Dev (Bug reports & Feature requests)	Setup and admin UI	UI end user	Stability	Feature-set and power
Workflow	Workflow is provided by means of category transitions and other configuration settings.	🔧	C		B	A
i18n	i18n (or internationalization) - Tiki is translated in 20 languages. Handles multilingual navigation & content. Can keep track of translation (de)synchronization. http://wiki-translation.com	🔧	C	B	B	A
Compression	Transparently compress your pages on-the-fly.	🔧	A	A	B	A
Themes	Thirty-three visual themes are included and several have theme options (color variants). And, with Bootstrap compatibility, it is straightforward to create your own. Tiki themes are visual layers only and so avoid the possibility of introducing a security vulnerability.	🔧	A	A	A	A
News Feeds	Outgoing RSS feeds can be generated, and external RSS feeds can be subscribed to.	🔧	B	B	B	A









Feature name and link	Description	Dev (Bug reports & Feature requests)	Setup and admin UI	UI end user	Stability	Feature-set and power
Search	Configurable site search engine that indexes content of many features		B	B	B	A
Interaction with popular external software, services or websites	For example: Google video, Google Maps, YouTube, Skype, Google AdSense, Mindmap and many more!					A
Workspaces	Workspaces permit you to segment a Tiki instance into smaller restricted-access sections with unique preferences, themes, etc.		D	B	B	A
Comments	Comment posting available for many features (wiki pages, articles, blogs, forums, etc)		B	B	B	B
Mobile	Tiki uses the Bootstrap CSS framework by default for responsive web design - pages conform to the display size of all desktop and mobile devices.		B	B	B	B
Watch	Site users can mark a page or other object to be notified by email when it is updated.		B	B	C	B
Mail-In	Submit wiki pages or articles via e-mail.		C	C	C	B
Tags	Wiki pages, articles, and so on can be given tags (aka freetags or folksonomy tags) for quick ad hoc content categorization.		A	B	C	B
Social Networks	Integrates popular social networks (such as Facebook, Twitter, LinkedIn or Google+) into Tiki.		B	B	B	B
Print	Includes printing pages, groups of pages, and PDF documents.		B	B	B	B
Statistics	Site-wide statistics for many features. Referrer stats and search stats also available.		B	B	C	C
Banners	Insert, track, and manage advertising banners.		B	A	B	C
Rating	Lets users vote on wiki pages & tracker items		D	B	D	C
Contribution	Allow selecting, reporting and exporting the type of contributions made by site users.		A	A	B	C


Feature name and link	Description	Dev (Bug reports & Feature requests)	Setup and admin UI	UI end user	Stability	Feature-set and power
Score	If appropriate for the site, this feature implements a game approach to motivate people to participate in the online community. Users are given points for things they do in the site, like writing or reading an article, starting a new topic in a forum, voting in a poll, etc. They also earn points by having his/her blogs and articles read and commented on. Then the users will be able to see their position in a ranking.					C
Accessibility	Not so much a feature as a value, web accessibility is prioritized in Tiki.					C
Tell a Friend	With this feature activated, to share pages, a link "Email this page" is added at the top of all pages.		B	B	B	C
Community	Configure site community settings such as user identity and participation details, and social interaction settings.		B	B	B	C
Color Modes	Color modes enable website users to select an alternative color scheme. Initially in Tiki 26, users can switch between light, dark, and auto (auto mode means following the preference set in the user's browser). In Tiki 26.1, the ability to add custom color modes via Look and Feel admin controls will be added.		C	B	C	C

æ-†æœ-åŒ°åŠÿèf½








èì™ äº>åŠÿèf½å¯ç”” äºŽæ%œ€æœ%œæ-†æœ-è¾¼“å...¥åŒ°åÿÿi¼Œå¡,wikiéiµéçã€åšå®çã€æ-†ç« å’Œè®ºå>ã€,












Feature name and link	Description	Dev (Bug reports & Feature requests)	Setup and admin UI	UI end user	Stability	Feature-set and power
Wiki Plugins	Over 100 built-in plugins extend the function of wiki syntax with more specialized commands. It is very easy to create your own plugins with plugin alias or from scratch.		B	B	B	A

Feature name and link	Description	Dev (Bug reports & Feature requests)	Setup and admin UI	UI end user	Stability	Feature-set and power
Wiki Syntax	Apply formatting and styling to text directly or via editor toolbar buttons; no need for HTML. Strong help feature and usable throughout various features such as blogs and articles, not just in the wiki!		B	B	B	A
Toolbars	The edit page toolbar enables styling text, adding an image, Makes using wiki syntax easy. Custom buttons can be added, and toolbars can be customized for the various sections of the site.		C	C	B	A
PluginModule	Insert a content or functionality module in any editable-text area of the site, such as a wiki page, article, etc.		B	C	B	B
External Wikis	Create links easily with other wikis.		B	B	A	C
Automatic Table of Contents	Automatically generate and display a table of contents based on page titles within a structure (toc), or from the headings on a page (maketoc).		A	C	A	C
Random Taglines	Taglines (aka "cookies" or "fortune cookies") drawn randomly and displayed.		B	B	A	C
Hotwords	If enabled, wiki pages are parsed and some words are automatically converted to HTML links.					C
Cache	External URLs can be cached inside Tiki - this is possible for links from the Wiki as well as for the User Bookmarks		B	B	A	C
Content Template	Create and select reusable text or layout code when editing a wiki page, article, or newsletter to have a consistent look and feel and/or content.		B	B	B	C
Polls	Make and manage lists of options to be voted on; polls are displayed in a module (in left or right column or other module zone, in wiki pages, etc.).		B	A	C	C
Dynamic Variable	Snippets of text which can be reused throughout Tiki.		C			C

Feature name and link	Description	Dev (Bug reports & Feature requests)	Setup and admin UI	UI end user	Stability	Feature-set and power
Copyright	The Copyright Management System (or Â©MS) is a way of licensing your content and displaying that license information, such as under an open or free content license. By switching this feature on, you can define a content license for all your wiki content, associate copyright notices with individual pages and display a full license for printing.		D			C

ç®© içtâšÿèf½





Feature name and link	Description	Dev (Bug reports & Feature requests)	Setup and admin UI	UI end user	Stability	Feature-set and power
Permissions	Different rights can be assigned to groups. (ACLs)		C		A	A
Theme Control	Visual themes can be flexibly assigned per user group, site section, content category, and so on.		A	A	A	A
Cache	Tiki uses the built-in cache of the Smarty template engine.		A	A	B	A
External Authentication	Can use LDAP (Active Directory), PAM, Auth, Http web server, CAS or Shibboleth.		B	A	B	A
Installation	Tiki site installation is a simple process of going through the steps of a wizard, and post-install configuration also offers wizard options.		A		A	A
User Administration	Great flexibility in handling user registration, logging in, and banning of users, should that be necessary.		A	A	A	A
Groups	The three default groups (anonymous, registered, and admin) can be added to freely as needed for the site. Groups can inherit other groups' permissions, to simplify access management.		A	A	A	A


Feature name and link	Description	Dev (Bug reports & Feature requests)	Setup and admin UI	UI end user	Stability	Feature-set and power
Manager	A combination of shell and PHP scripts to install, update, backup and monitor (check security of) a large number of Tiki installations (instances).		D		C	A
Profiles	In Tiki terminology, a "profile" is a set of site configuration preferences and website item creation instructions that are applied as a group.		A	A	B	A
Communication Center	Send/receive objects to and from other Tiki-powered sites		B	A	A	B
Intertiki	Authenticate users and grant them appropriate permissions at a "slave" Tiki site based on user data from an external "master" Tiki site. (This is used at the Tiki project sites, for example.)		D	C	D	B
Banning	Block access from individual IPs or ranges of IPs.		A	A	A	B
Edit Template	Edit the Smarty template files that Tiki is built with via the admin control panel.		B		C	B
Connect	Various tools for communication with the Tiki Community, developers, other Tiki site admins and users.		B	B	B	B
Edit CSS	Existing stylesheets can be edited (via the browser), with the new stylesheet suffixed with the editor's user name.		B	B	E	C
Action Log	Track user activity on the basis of a single user or multiple users, groups or categories.		B	B	B	C
Payments	Enables the requesting and management of payments (invoicing), and connects payments to other features.		C	B	B	C
Packages	External software packages installation and management via Composer.		B	B	C	C

ç " < å ° å ' ~ é « ~ ç ° § å Š Ÿ è f 1/2

Feature name and link	Description	Dev (Bug reports & Feature requests)	Setup and admin UI	UI end user	Stability	Feature-set and power
Integrator	Automatically import external HTML pages into Tiki.		D	B	B	B
Debugger Console	Debugger Console					B
Web Services	Can receive web services via JSON or YAML.		D		C	B

å ... ¶ å ® f

Feature name and link	Description	Dev (Bug reports & Feature requests)
We eat our own DogFood	Tiki is a community. Tiki is a software. The Tiki community is recursively using and improving the Tiki software, which is used to support the community as well as to make available to the general public.	
Open Development	Written and maintained by an active and international community of volunteer contributors. While many developers offer consulting services, no company controls the development. Think of Tiki as applying the wiki way not just to content but also to software development. YOU are invited to participate!" Please read more about the Tiki Model	
Open standards and protocols	Tiki developers are Tiki users too and prefer open protocols and standards - http://tiki.org/TikiStandards .	
Platform independence	Tiki runs wherever PHP runs, on Linux, Mac, Windows and many more other operating systems.	
Browser Compatibility	On the client side, all you need is a Web browser running on a desktop computer, laptop, tablet, or smartphone.	
Documentation	Tiki's documentation is a wiki (of course!). So you can participate! There are links from your installed Tiki application directly to the corresponding documentation wiki page. As the documentation is constantly being updated and organized, broken links may sometimes occur. Please bear with us and feel free to participate!	

Feature name and link	Description	Dev (Bug reports & Feature requests)
External Libraries	Tiki makes good use of existing and active open source projects such as Zend Framework, Smarty, MySQL, PHP, jQuery, Bootstrap, CKeditor, etc.	

é™ „æ³” :

å...³ä°ŽTikiåŠÿèf^{1/2}ç%⁰⁰1æ€§

€€ã€€å> ä, °Tikiæä^{3/4}>ä°tè¶...ä¹Žä⁻»å, çš,,åxšé†åŠÿèf^{1/2}ç%⁰⁰1æ€§i^{1/4}Æå⁻¹ä°Žä^{3/4}^åxšæœ%ç»é²Æçš,,ç””æ^·å'Æç®içtå
æ¥è⁻i^{1/4}Æä¹ÿä^{1/4}šæ,,ÿä^°éš^{3/4}ä»¥æŠ—æ'ã€,,Tikiä, ä^{1/2}tåÆ...å«ä°tå^{1/4}ç»ÿCMSçš,,å...”éf”åŠÿèf^{1/2}åŠå...¶å®få°”ç””çš,,å
èf^{1/2}ç%⁰⁰1æ€§i^{1/4}Æä¹ÿæœ%è†å°±ç<-å^>çš,,ã€,Tikiæ~é«~å°iç»“æž,,åÆ-å'Ææ”iå—åÆ-çš,,i^{1/4}Ææ%œæœ%çš,,åŠÿèf¹
ç%⁰⁰1æ€§é^{1/2}æ~å⁻é€%çš,,å¹¶å⁻é€šèì†æµèš^å™”ç•Æéçæ¥ç®içtã€,
æ~ä»€ä¹ä^{1/2}ìTikiä, Žä^{1/4}—ä, åÆi^{1/4}ÿæ%œæœ%åŠÿèf^{1/2}ç%⁰⁰1æ€§é^{1/2}èf^{1/2}ç'šå⁻tæ•'å^ã€,

çx^{3/4}åÆ^o

ã€€ã€€Tikiaë~ä, éžå, æ' »è·fçš,,éi¹ç>®ã€,å¹³å†èµ·æ¥i^{1/4}Ææ⁻²å°æ—¶å°±æœ%oä, €æ¬iä»fç æä^oxi^{1/4}^æ⁻"å|, ä¿®æ-
ç^{1/4}°èi€å'Æä, €ä^o>æ-°åŠÿèf^{1/2}ç%o¹æ€§i^{1/4}%oã€,è¶...è¿†200ä^oæçÆ®æ^oä»fç ã€,æœ%oä^o†åx§é†çš,,æåŠ©ä^oo^{1/4}ÆåŠÿè
^{1/2}ç%o¹æ€§ä, æ-æ^{1/4}"å~åŠæ¹å-,ã€,å> ä,°Tikiaë~ä, éå^{1/4}€æ^oéi¹ç>®i^{1/4}Æä^{1/2} å⁻ä»¥å,ä, Žå, ®åŠ©å®få[~]å^{3/4}—æ>'å¥^{1/2}i^{1/4}

ä^{1/2}ıç””èı™ ä,äè”,,ä^{1/4}°

ı™ ä,äŠÿèf^{1/2}ç%¹æ€§è†äè”,,ä°tä,®äŠ©ä^{1/2} ä°†è§fä®%è£...TikiäŽä^{1/2} ä^{1/4}šä^{3/4}—ä^°ä»€ä¹^ä€,è®,,äšäŠÿèf^{1/2}ç%¹æ€
èç«æ™®éä^{1/2}ıç””ä¹¶ä,”ää^†ç”³ä®šä€,ä...¶ä®fçš,,æ~æ-°çš,,äŠè”•éäÆæ€§çš,,i^{1/4}Æäèf^{1/2}æ²iä⁰⁰ç»’æŠæ^èè€...äŠÿè
/2æœ%é™ä€,æ^‘ä»¬ä»è®®æ-°æ%œ<ä^{1/2}ıç””èç«è”,,ä,°â€”Aæ^-Bçš,,äŠÿèf^{1/2}ç%¹æ€§i^{1/4}ä®fä»¬éžä,,ç”³ä®šä€,äŠÿè
èf^{1/2}ç%¹æ€§äŠè”,,ä^tä»¥Tikiçš,,æœ€æ-°ç”³ä®šç%ä,°ä⁻¹è±iä€,

æ> 'æ-°èì™ ä, äè-, ä¼°

ã€ã€è|æ> 'æ-°åŠæ"¹å-, èì™ ä, äè†äè-, ì¼€è-

ç™ »å½•î¼€ç,, ¶åŽç, ¹å†»åŠÿèf½ç%¹æ€šçš,, åçš°ã€, ä½ å-ä»¥èi¥å..... äziæ-æ^-æ"¹å~ä½ èš%å¾¼-ä, æ-

fçì®çš,, åç>®ã€, ä¾¼<å!, ì¼€ä½ è®æä, °æÿä, äŠÿèf½ç%¹æ€šå°"èç«è-, ä, °B

è€€ä, æ~Dì¼€ä½ å-ä»¥æ"¹å~å®fã€, ä½ ä¹ÿå-ä»¥æ»åŠ åŠÿèf½ç%¹æ€šçš,, æ³"èšfã€,

æ³"æ,, ì¼šæ%œæœ%æ"¹å~éf½ä¼šèç«èi¹ç>®ç®iç†å'å®ié~...î¼€å!, æžœéœè!å°±ä¼šèç«èäì®è®çã€,

ã€ã€è|æŠ¥å'Šç¼°é™·æ^-è·æ±, æ-°åŠÿèf½ç%¹æ€šæ^-åçžå¼°åŠÿèf½ì¼€è·ä½ìç"æ^'ä»-çš,, ç¼°é™·åŠæœÿæ

œ>è·ÿè, ä™".

æ ‡å‡tī^{1/4}ŒåŠä°Žå... ¶ä»-æœåŠiå'Œå°”ç”

“ä°xä°’

è⁻·çœ<: Interactionī^{1/4}^ä°xä°’ī^{1/4}%o çš,,è® ,åxšä^{3/4}<å

çœ³/₄åŒ°ç»„ç»†åšé†ç,¹

è·çœ<i¼šSWOT(åšžæ€å^†æž)