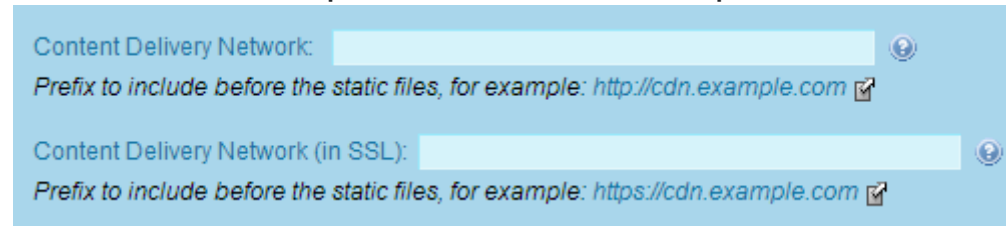


Content Delivery Network

A content delivery network or content distribution network (CDN) is a system of computers containing copies of data, placed at various points in a network so as to maximize bandwidth for access to the data from clients throughout the network. A client accesses a copy of the data near to the client, as opposed to all clients accessing the same central server, so as to avoid bottleneck near that server. Content types include web objects, downloadable objects (media files, software, documents), applications, real time media streams, and other components of internet delivery (DNS, routes, and database queries).

http://en.wikipedia.org/wiki/Content_delivery_network

In the performance admin panel:



High Performance Web Sites: YSlow Rule 2 " Use a Content Delivery Network

<https://developer.yahoo.com/performance/rules.html#cdn>

New in Tiki5 in the Performance admin panel, you can pick a Content Delivery Network for static images and jQuery code.

×

⚠️ jQuery CDN and Vue.js on Tiki22

Vue.js will not load when "Use CDN for JavaScript" is set to jquery or Google. You have to keep the default (use none). This may be true also for prior and newer versions.

Without any server configuration, you can from the admin panel, pick Google as the CDN for your jQuery files.

You can also use Amazon CloudFront.

With a little server configuration, you can also use your own server as a CDN.

How to setup yourÂ server

- Make your server have two domains (ex.: tiki.org and cdn.tiki.org)
 - This can be done using "parked domains" (not add-on) on shared hosting
- Enter your CDN (ex: cdn.tiki.org)

If you are already on a sub-domain, it could be doc.tiki.org and cdn.doc.tiki.org

This will improve your YSLOW scores if you tell your YSlow that cdn.doc.tiki.org is in the official list of CDNs.

CDN for icons (i.e. webfonts) require CORS headers




CORS headers must be enabled for CDN to work properly - check `.htaccess` (Apache) or `web_config` (IIS).

- New for 16.1
- As of 2016-12-13, there is no option for NGINX.


Amazon CloudFront

The interface for CloudFront

CloudFront: Distributions

Create Distribution *i* Distribution Settings  Delete  Enable  Disable

Viewing: Any Delivery Method Any Status

		Delivery Method	ID	Domain Name	Comment	Origin
<input type="checkbox"/>	<i>i</i>	 Download	E26BMURODM	d1p2dm0znqknzn.cloudfront.net	profiles.t.o via 80	profiles.tiki.org

CoralCDN

Note: CoralCDN is more designed for larger files. You won't necessarily get faster performance. This being said, it's great to use as a test.

Coral is a free peer-to-peer content distribution network, comprised of a world-wide network of web proxies and nameservers. <http://www.coralcdn.org/>

To use, put as CDN:

tiki.org.nyud.net

where "tiki.org" is indeed replaced with your real domain.

Then, some of the static content like images and css/js files will be delivered by the coral network.

Other CDNs providers

http://en.wikipedia.org/wiki/Content_delivery_network#Free_CDNs

<http://www.microsoft.com/windowsazure/cdn/>

<http://www.cachefly.com/website.html>

alias

- CDN
- content distribution network