

## bit.ly URL Shortner

Option	Description	Default
bit.ly login	Site-wide log-in name (username) for bit.ly	None
bit.ly key	Site-wide API key for bit.ly	None
Use site-wide account	When set to "yes", only the site-wide account will be used for all users.	Disabled

*Unable to load the jQuery Sortable Tables feature.*

Option	Description	Default
bit.ly login	Site-wide log-in name (username) for bit.ly	None
bit.ly key	Site-wide API key for bit.ly	None
Use site-wide account	When set to "yes", only the site-wide account will be used for all users.	Disabled

*Unable to load the jQuery Sortable Tables feature.*

Option	Description	Default
bit.ly login	Site-wide log-in name (username) for bit.ly	None
bit.ly key	Site-wide API key for bit.ly	None
Use site-wide account	When set to "yes", only the site-wide account will be used for all users.	Disabled

*Unable to load the jQuery Sortable Tables feature.*

Option	Description	Default
bit.ly login	Site-wide log-in name (username) for bit.ly	None
bit.ly key	Site-wide API key for bit.ly	None
Use site-wide account	When set to "yes", only the site-wide account will be used for all users.	Disabled

*Unable to load the jQuery Sortable Tables feature.*

### Setting up bit.ly as URL shortener

At the moment, this is only used by the [Share](#) feature. By going to bit.ly, you can register and request a key. As Admin, you can force all users to use the site wide key which gives you a nice overview on the pages shared by your users and the feedback on that.

## bit.ly Settings



### Note





There is no need to set up a site wide bit.ly account, every user can have one on his own, but this allows for site wide statistics

Go to [http://bit.ly/a/sign\\_up](http://bit.ly/a/sign_up) to sign up for an account.

Go to [http://bit.ly/a/your\\_api\\_key](http://bit.ly/a/your_api_key) to retrieve the api key.

bit.ly Login:   

bit.ly Key:   

Use site-wide account 