

Webmail

Cypht

Tiki20

Daily

Build

Tiki21

New in Tiki21: [Calendar Invitations by email](#), [CalDAV](#) and [CardDAV](#)

New in Tiki23: [Email folders Tracker Field](#)

Contacts
Groupmail

Overview

The Webmail function provides a webmail service for users if enabled.

To access the administration

Click the **Webmail** icon  on the [Admin Panel](#)

or

Access **<http://example.com/tiki-admin.php?page=webmail>**

To provide a link for users

Enable the feature **MyTiki**

To use

<http://example.com/tiki-webmail.php>

Option

Webmail

HTML email

Maximum attachment size

Checkbox per email

Description

Provides a webmail interface for site users' own IMAP or POP accounts. 🧪

Allow viewing HTML emails.

Maximum size of each attachment

☰ 500Kb | 1Mb | 1.5Mb | 2Mb | 2.5Mb | 3Mb | Unlimited

Enable easy selection of multiple email messages for collective actions.

| |
|----------------|
| Default |
| Disabled |
| Enabled |
| 1.5Mb |
| Disabled |

| |
|---------------|
| Option |
| Webmail |

Description

Provides a webmail interface for site users' own IMAP or POP accounts. 🧪

Default

Disabled

Option

HTML email

Maximum attachment size

Checkbox per email

Description

Allow viewing HTML emails.

Maximum size of each attachment

☰ 500Kb | 1Mb | 1.5Mb | 2Mb | 2.5Mb | 3Mb | Unlimited

Enable easy selection of multiple email messages for collective actions.

| |
|----------------|
| Default |
| Enabled |
| 1.5Mb |
| Disabled |

| |
|----------------------------|
| Option |
| Webmail |
| Allow viewing HTML emails? |

Description

Provides a webmail interface for site users' own IMAP or POP accounts. 🧪

Allow viewing HTML emails.

Default

Disabled

Enabled

Option

Maximum size for each attachment

Include a flag by all messages to quickly flag/unflag them?

Description

Maximum size of each attachment

☰ 500Kb | 1Mb | 1.5Mb | 2Mb | 2.5Mb | 3Mb | Unlimited

Enable easy selection of multiple email messages for collective actions.

| |
|----------------|
| Default |
| 1.5Mb |
| Disabled |

| |
|----------------------------------|
| Option |
| Webmail |
| Allow viewing HTML emails? |
| Maximum size for each attachment |

Description

Webmail 

Allow viewing HTML emails.

Maximum size of each attachment

☰ 500Kb | 1Mb | 1.5Mb | 2Mb | 2.5Mb | 3Mb | Unlimited

| |
|----------------|
| Default |
| Disabled |
| Enabled |
| 1.5Mb |

Option

Include a flag by all messages to quickly flag/unflag them?

Description

Enable easy selection of multiple email messages for collective actions.

Default

Disabled

Option

Webmail

Allow viewing HTML emails?

Maximum size for each attachment

Include a flag by all messages to quickly
flag/unflag them?

Description

Webmail 

Allow viewing HTML emails.

Maximum size of each attachment

☰ 500Kb | 1Mb | 1.5Mb | 2Mb | 2.5Mb | 3Mb | Unlimited

Enable easy selection of multiple email messages for collective actions.

| |
|----------------|
| Default |
| Disabled |
| Enabled |
| 1.5Mb |
| Disabled |

Option

Webmail

Allow viewing HTML mails?

Maximum size for each attachment

Include a flag by each email to quickly flag/unflag them?

Description

Webmail 

Allow viewing HTML emails.

Maximum size of each attachment

☰ 500Kb | 1Mb | 1.5Mb | 2Mb | 2.5Mb | 3Mb | Unlimited

Enable easy selection of multiple email messages for collective actions.

| |
|----------------|
| Default |
| Disabled |
| Enabled |
| 1.5Mb |
| Disabled |

| |
|---------------------------|
| Option |
| Webmail |
| Allow viewing HTML mails? |

Description

Webmail 

Allow viewing HTML emails.

Default

Disabled

Enabled

Option

Maximum size for each attachment

Include a flag by each email to quickly flag/un-flag them?

Description

Maximum size of each attachment

☰ 500Kb | 1Mb | 1.5Mb | 2Mb | 2.5Mb | 3Mb | Unlimited

Enable easy selection of multiple email messages for collective actions.

| |
|----------------|
| Default |
| 1.5Mb |
| Disabled |

| |
|----------------------------------|
| Option |
| Webmail |
| Allow viewing HTML mails? |
| Maximum size for each attachment |

Description

Webmail 

Allow viewing HTML emails.

Maximum size of each attachment

☰ 500Kb | 1Mb | 1.5Mb | 2Mb | 2.5Mb | 3Mb | Unlimited

| |
|----------------|
| Default |
| Disabled |
| Enabled |
| 1.5Mb |

Option

Include a flag by each email to quickly flag/un-flag them?

Description

Enable easy selection of multiple email messages for collective actions.

Default

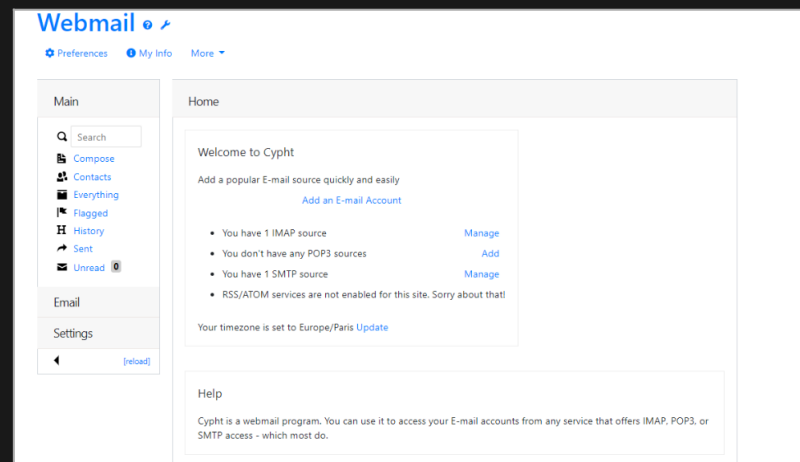
Disabled

Note

The remaining content needs to be moved to the webmail section of the Tiki User or Administrator Guides and referenced back here

Webmail

The webmail feature can be used to offer a web-based interface to your users webmail accounts, note that Tiki is not a mail server, your users should already have email addresses before being able to use webmail. Any POP3 accessible mail account can be used from Tiki.



Click to expand

Starting in [Tiki4](#), Webmail feature allows using imap, even with ssl, and smtp configuration, as well as using it in conjunction with the new [Groupmail](#) feature, which has been improved in [Tiki21](#) with [PluginCypht](#).

Webmail

[My Account](#) [Preferences](#) [My Info](#) [My Watches](#) [More](#)

Main

Search

- Compose
- Contacts
- Everything
- Flagged
- Groupmail
- History
- Sent
- Unread 0

Email

Settings

[reload]

Servers

Add an E-mail Account

SMTP Servers 0 configured

IMAP Servers 1 configured

Add an IMAP Server

Account name: [input] 4c
mail. [input] 4c.org/993 TLS

IMAP server address: [input] ig@t 4c.org

993 [dropdown] [input] [saved]

Hide From Combined Pages

Use TLS

STARTTLS or unencrypted

Add **Test** **Delete** **Forget** **Hide**

JMAP Servers 0 configured

POP3 Servers 0 configured

Messages

Webmail

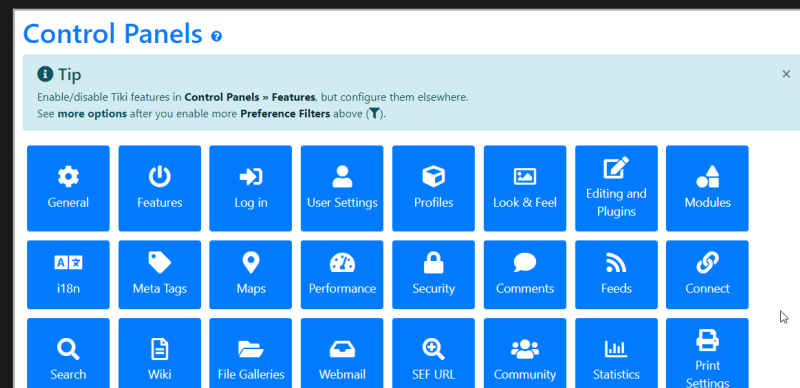
Contacts Preferences

Action Log

Webmail in Tiki 21 with PluginCypht. Click to expand

Configuring webmail accounts

After enabling webmail from the features section of the admin panel you will be able to enter the webmail section from the application menu. In your first visit to the webmail you will be automatically redirected to the webmail configuration panel.

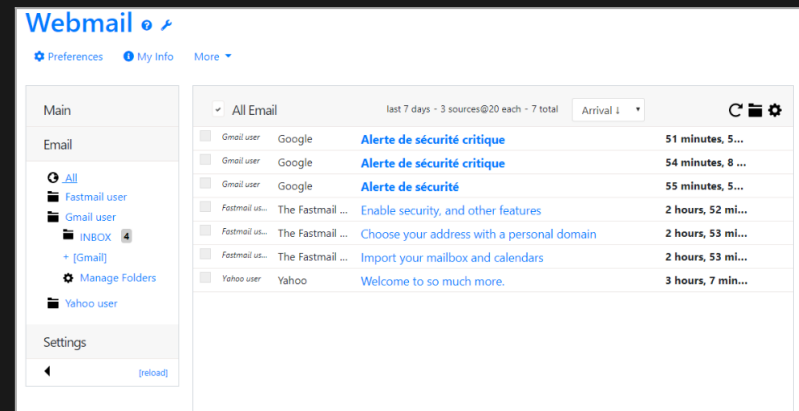


Click to expand

In this panel you can configure as many webmail accounts as you want, you also have to select the account that you want to use by clicking its name. Note that the current webmail account will be displayed in bold text. The information you need to setup a webmail account is very similar to the information you need for other mail clients such as Outlook express so the user will be familiarized with the settings.

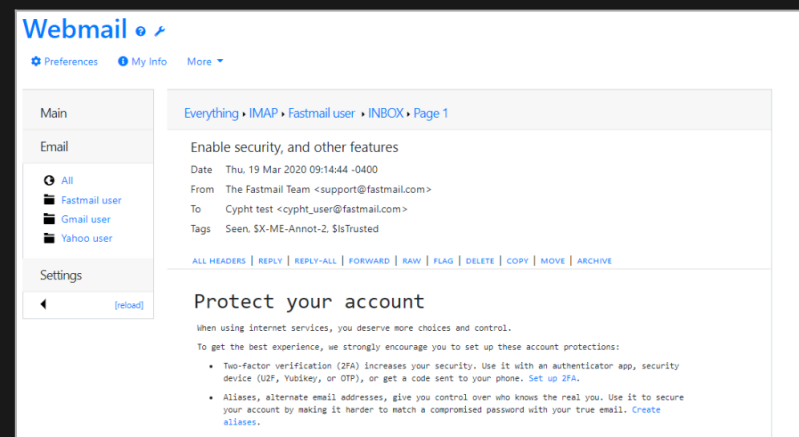
Reading emails

The mailbox icon will take you to the INBOX of your current mail account. In this screen you will be able to see your emails, read them and manipulate them:



Click to expand

Clicking on an email will take you to the screen where you can read the email.

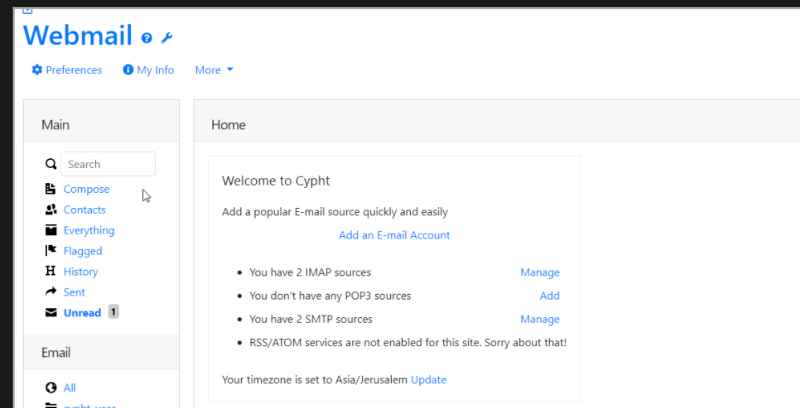


Click to expand

Mails that you already read are displayed in a different background than unread emails. You can select some emails using checkboxes and delete them, mark them for followup or mark them as read/unread. You can use filters to display only unread mails or only flagged emails.

Writing emails

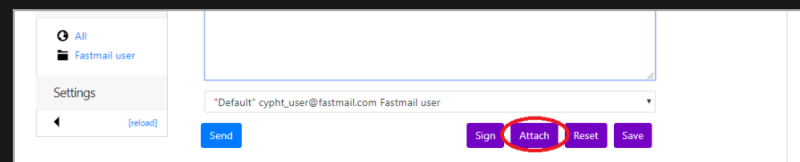
The compose icon let's you compose an email and send it using your SMTP configuration. The screen will be the following:



Click to expand

Note that you can use addresses from your address book by clicking the "to", "cc" or "bcc" links in the compose email screen.

You can attach up to three files to an email each attachment will have a maximum size that admin can configure. If your email server has limitations about email attachment size you should observe them since Tiki cannot override them.



Click to expand

You can send HTML email using Tiki just write the tags in the email using , and so... Managing contacts Whenever an email is sent Tiki will check the addresses and if they are not in your address book will offer you to add the addresses to your address book.

The address book can be managed clicking on the contacts icon in the webmail screen. You can assign a nickname to an address and use it when sending an email, Tiki will automatically replace the nickname with the email address when it can.

Links

- [Groupmail](#)