

User Wizard

This wizard will help users to fill in the main settings for their accounts in that website. Depending on the features enabled by the site admin, users will have more or less options available.

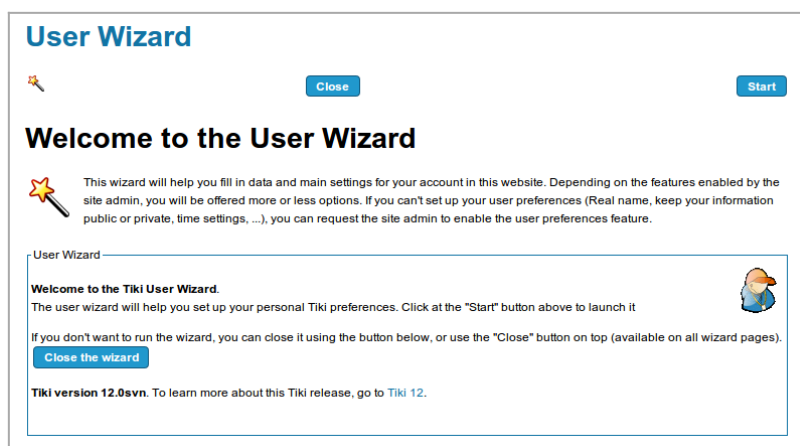
Enable the feature

The User Wizard feature can be enabled at:

- **"Admin home > Community > User Features > User Wizard"** (tiki-admin.php?page=community) or at the Admin Wizard:
- **"Configuration Wizards > Admin Wizard > Set up User & Community features > User Wizard"** (tiki-wizard_admin.php?&stepNr=17&url=index.php)


Screens

Some of the screens shown to the user (when all the corresponding features are enabled beforehand by an admin):



Click to expand


User Wizard



CloseBack

Save and Continue


User Preferences: Personal Information

Set up your basic information as a user on this site.

Personal Information

User:admin

Real Name:System Administrator

Avatar:Pick user Avatar


Country:Cuba

Homepage URL:

User information:Public

Click to expand

User Preferences: Settings

Set up your general settings for your account.

General settings

Is email public? (uses scrambling to prevent spam)no

Does your mail reader need a special charsetutf-8

Preferred language:English (en)

Number of visited pages to remember:4

Displayed time zone:Site default

Use 12-hour clock in time selectors:☐

Display info tooltip on mouseover for every user who allows his/her information to be public☒

Use double-click to edit pages:☒

User Messages

Allow messages from other users☒

Send me an email for messages with priority equal or greater than:3 -Normal-

My Tiki


My pages:☒

My messages☒

Reset remark boxes visibilityReset

Click to expand



User Wizard



CloseBack

Save and Continue

User Watches: Report Preferences

Use "watches" to monitor wiki pages or other objects. Watch new items by clicking the  button on specific pages.
Use reports to summarise notifications about objects you are watching.

Report Preferences

☒ Use reports

Interval in which you want to get the reportsDaily

☐ Short report☒ HTML-Email☒ Send me an email also if nothing happened

☒ Detailed report☐ Plain text

Click to expand


User Wizard


Close

Back

Finish

User Watches: Notification Preferences



Use 'watches' to monitor wiki pages or other objects. Watch new items by clicking the  button on specific pages. Set up here your preferences related to receiving notifications by email about changes in the site.

Notification Preferences

Send notification when I am the editor:


☐ Wiki
 ☐ Article
 ☐ Blog
 ☐ Tracker
 ☐ Calendar
 ☐ Comment

Click to expand

Since [Tiki12.2](#), a new screen is shown to let the user read some custom information provided by the site admins and let the user add some extra details.

Save and Continue

User Details



Use this form to fill in some extra information about you.


Extra information about you

Note

Read this first

Feedback

No Tabs



Take into consideration the latest changes in our site / organization.

[Read more](#)

Name *

Long Description

Country

Website

Fields marked with an * are mandatory.

Save and Continue

Click to expand

If you are a tiki site admin, you can learn how to set up this "User Details" extra screen:

- [User Wizard - Set up the User Details screen](#)

Related

- [Admin Wizard](#)
- [Profiles Wizard](#)
- [Upgrade Wizard](#)
- [User Wizard - Set up the User Details screen](#)