

See also [Shared Secrets](#)

As of 2014-07-29, this is a tool for developers only. You need to write code for the external system to access the information. See developer documentation at [User Encryption](#). The system is designed so that encryption can later be implemented for data in Tiki (files, tracker items, etc.)

## User Encryption

User encryption aims to provide secure, personal storage of sensitive data, e.g. external usernames and passwords.

### About User Encryption

When linking multiple systems together, it is often required to have a username and a password for the target system available, in order to login. The other system can be an external database, a web service, etc.

User Encryption enables secure storage of such external log-in credentials. The decryption key is **not** stored by Tiki, and it is only available when the user is logged in.

Notes:

- This is a new and experimental feature in [Tiki 13](#) and has been [backported](#) for [Tiki 12.2](#), so it is available (as experimental) in the LTS version
- Use the Domain Password module to allow the user to specify username and password
- CryptLib must be integrated by coding to access the domain. CryptLib provides the decrypted domain credentials

See also [User Encryption](#).

### Password Domains

Each linked system makes up a "password domain". Multiple users can log in to a domain. A password domain has a name. The name must be unique.




The interface to a linked system, uses the password domain name to look-up a user's credentials for the system.

The module "Domain Password", prompts the user for a password.

The password is encrypted and saved associated with the domain specified in the module.

### Configuring Password domains




Configure in the Admin / Security panel.

**User Encryption**   

*Enable personal, secure storage of sensitive data, e.g. passwords*

Requires the mcrypt PHP extension for cryptation. [Check Now](#)  
. You may also want to add the "Domain Password" module somewhere.

Comma separated list of password domains, e.g.: Company ABC,Company XYZ  
The user can add passwords for a registered password domain.

Password Domains:    

Click to expand

The names of the password domains must be unique.

### Specifying domain credentials

The module "Domain Password" allows users to specify a password (and possibly a username) for a domain. Only defined password domains can be specified.

#### Insert Module ✕

Display a module ?

Module Name	Domain Password (domain_password) Store personal passwords for other domains securely in Tiki.
Domain	Database X System the credentials apply for. The name must match a defined Password Domain.
Use current user	<input type="checkbox"/> Use the currently logged in user. The username is not editable. (y/n) Default: y
Can Update	y If "y" the user can update the values, otherwise the display is read-only (y/n). Default: n

[Advanced options](#)

By default the currently logged in Tiki username will be used. By setting "Use current user" = "n", the user must also specify a username.

The view mode is displayed initially. The user can choose to edit the credentials, if the module configuration allows it.

#### Domain Password

Domain Database X  
Username test  
[Edit](#)

If the password domain is misconfigured, an error message is displayed.

#### Domain Password

**Domain is not defined**  
Domain Database XYZ  
Username arild  
[Edit](#)

If the user click edit, the credentials can be edited.

If the current Tiki user is being used, only the password can be edited.

#### Domain Password

Domain Database X  
Username test  
Password   
[Save](#) [Cancel](#)

Code integration

See [User Encryption @ dev.tiki.org](#)