

Tracker Inline edit


There is a new feature since [Tiki11](#) in Trackers to allow Inline editing of items (using `ajax_inline_edit`), from the list of displayed items.

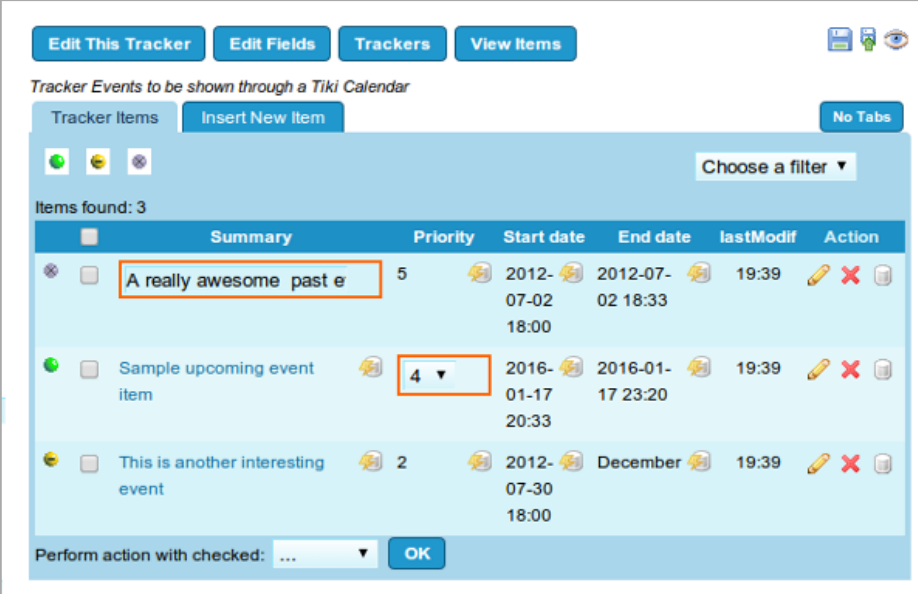
You can enable it at **Admin home > Trackers > Configuration (tab) > Inline editing > Tracker list inline editing**

Once enabled, you can










- edit items from the tracker items list (using the tracker feature itself)
- use some new params in [PluginTrackerList](#) and [PluginTrackerFilter](#), to allow some displayed fields to be editable.

Param "**editable**", with the list of fields to be editable, or the whole list of displayed items, with param "**editableall=y**"

You will see this icon  next to each value that can be edited inline.

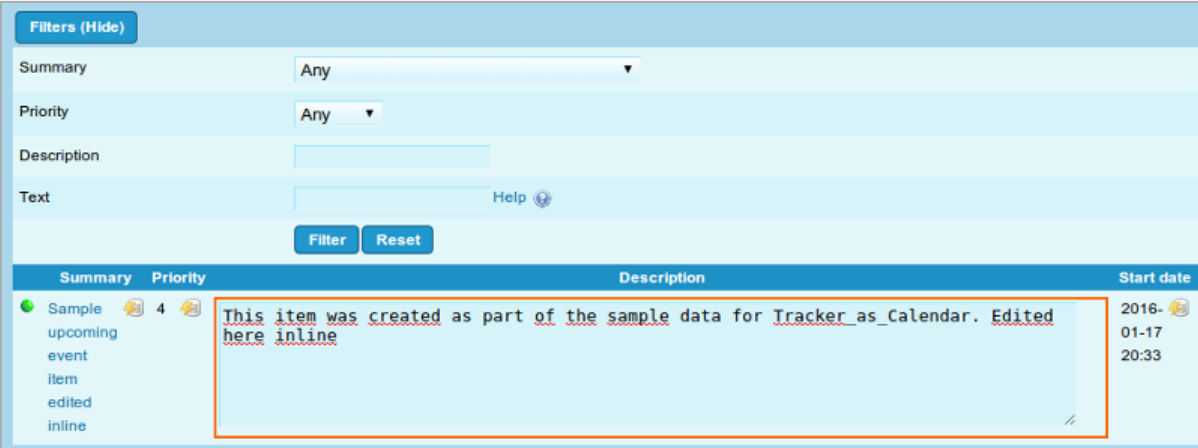


The screenshot shows the 'Tracker Events' interface. At the top, there are buttons for 'Edit This Tracker', 'Edit Fields', 'Trackers', and 'View Items'. Below these, there are tabs for 'Tracker Items' and 'Insert New Item', and a 'No Tabs' button. A 'Choose a filter' dropdown is visible. The main area displays a table with 3 items found. The table has columns: Summary, Priority, Start date, End date, lastModif, and Action. The first item is 'A really awesome past e' with priority 5. The second item is 'Sample upcoming event item' with priority 4. The third item is 'This is another interesting event' with priority 2. Each item has a pencil icon in the Action column, indicating it can be edited inline.

Summary	Priority	Start date	End date	lastModif	Action
A really awesome past e	5	2012-07-02	2012-07-02 18:33	19:39	  
Sample upcoming event item	4	2016-01-17	2016-01-17 20:33	19:39	  
This is another interesting event	2	2012-07-30	December 18:00	19:39	  

Click to expand

A similar behavior happens with the results from [PluginTrackerList](#) or [PluginTrackerFilter](#) :



The screenshot shows the 'Filters (Hide)' interface. It has a 'Summary' dropdown set to 'Any', a 'Priority' dropdown set to 'Any', and a 'Text' input field with a 'Help' icon. There are 'Filter' and 'Reset' buttons. Below the filters, there is a table with columns: Summary, Priority, Description, and Start date. The first item is 'Sample upcoming event item' with priority 4. The description field is expanded to show the text: 'This item was created as part of the sample data for Tracker as_Calendar. Edited here inline'. The start date is '2016-01-17 20:33'.

Summary	Priority	Description	Start date
Sample upcoming event item	4	This item was created as part of the sample data for Tracker as_Calendar. Edited here inline	2016-01-17 20:33

Click to expand

See [PluginTrackerList](#) or [PluginTrackerFilter](#) for more information.

See also [PluginList with editable filters](#)

Alias names for this page:

[Inline Edit](#) | [InlineEdit](#) | [TrackerInlineEdit](#)