

# Statistics (Stats)

This admin panel includes the Statistics and Analytics admin settings available in Tiki.

**To access:** Click the **Statistics** icon on the [Admin Panel](#)  
or Access **`http://example.org/tiki-admin.php?page=statistics`**

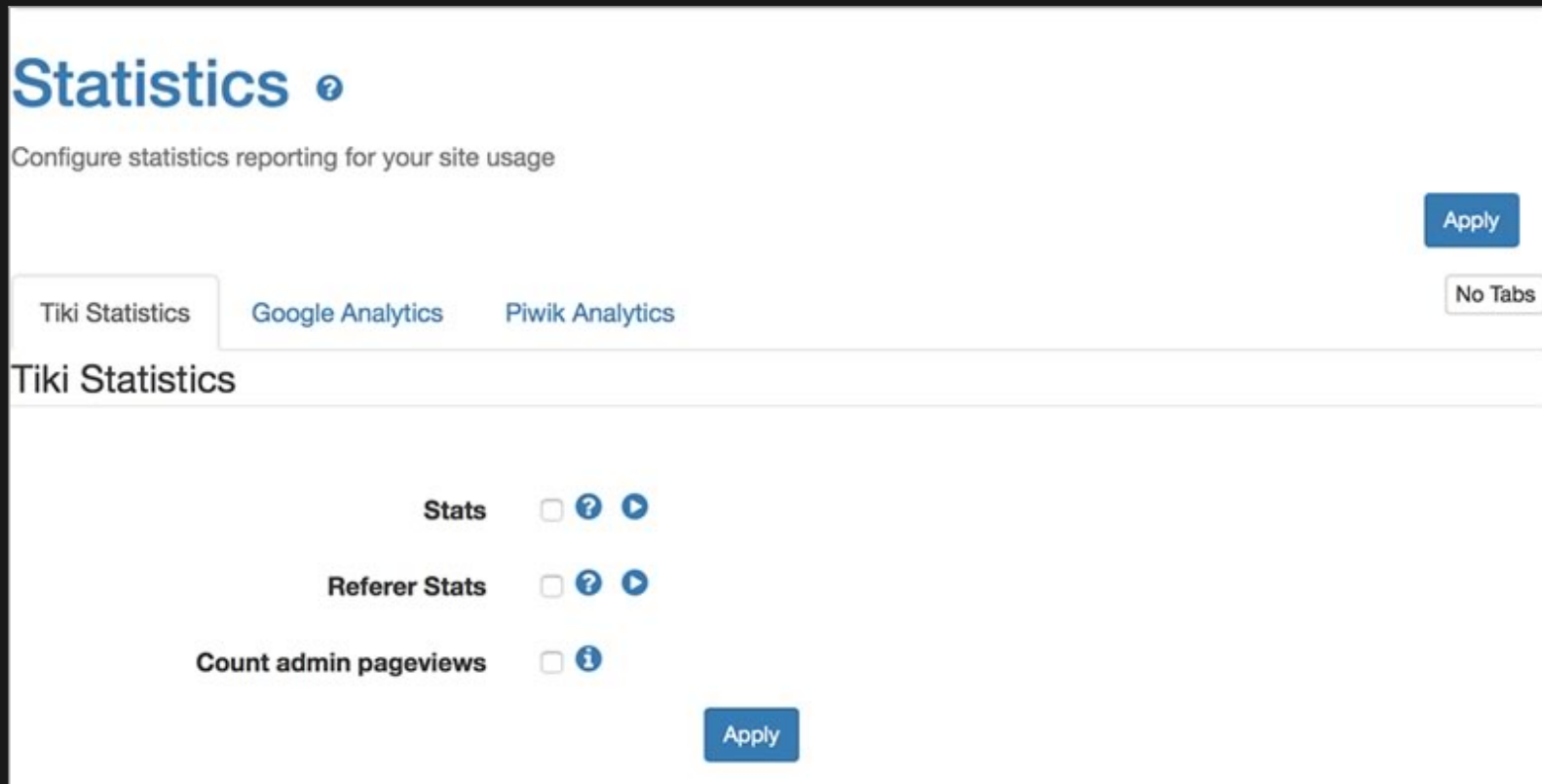
## Key features

- Tiki Stats
  - Usage for Tiki and Tiki feature - Good and basic to track website usage.
- Google Analytics and Google Chart (require Google analytics account) - Analytics data.
- Piwik Analytics (require Piwik server) - Analytics data with custom options.

# Tiki stats


Data are displayed accordingly to your feature usage. IE: If you don't use a feature you won't see anything for it. It also include a "Referer Stats" option to track referer to your website.

## TIKI STATS ADMIN PAGE



The screenshot shows the 'Statistics' admin panel in Tiki. At the top, the title 'Statistics' is followed by a help icon. Below it, a subtitle reads 'Configure statistics reporting for your site usage'. On the right side, there is a blue 'Apply' button and a 'No Tabs' button. A tabbed interface is present with three tabs: 'Tiki Statistics' (which is active), 'Google Analytics', and 'Piwik Analytics'. Below the tabs, the section is titled 'Tiki Statistics'. It contains three settings, each with a checkbox, a help icon, and a play icon: 'Stats', 'Referer Stats', and 'Count admin pageviews'. All three checkboxes are currently unchecked. A blue 'Apply' button is located at the bottom right of the settings area.

## TIKI STATS USER PAGE

Stats 	
Tiki Statistics	Piwik Analytics
No Tabs	
<a href="#">Site</a> <a href="#">Wiki</a> <a href="#">File Galleries</a> <a href="#">Articles</a> <a href="#">User</a>	
Site Stats	
Date of first pageview	Wednesday January 27, 2016
Days since first pageview	14
Total pageviews	69
Average pageviews per day (pvs)	4.93
Day with the most pageviews	Sunday January 31, 2016 (18 pvs)
Days with the fewest pageviews	Wednesday January 27, 2016 (2 pvs) Thursday February 4, 2016 (2 pvs) Saturday February 6, 2016 (2 pvs)
Wiki Stats	
Wiki Pages	2
Size of Wiki Pages	0.00134 Mb
Average page length	670.00 bytes
Versions	53
Average versions per page	26.50

# Google Analytics

See: [Google Analytics](#)

# Piwik Analytics

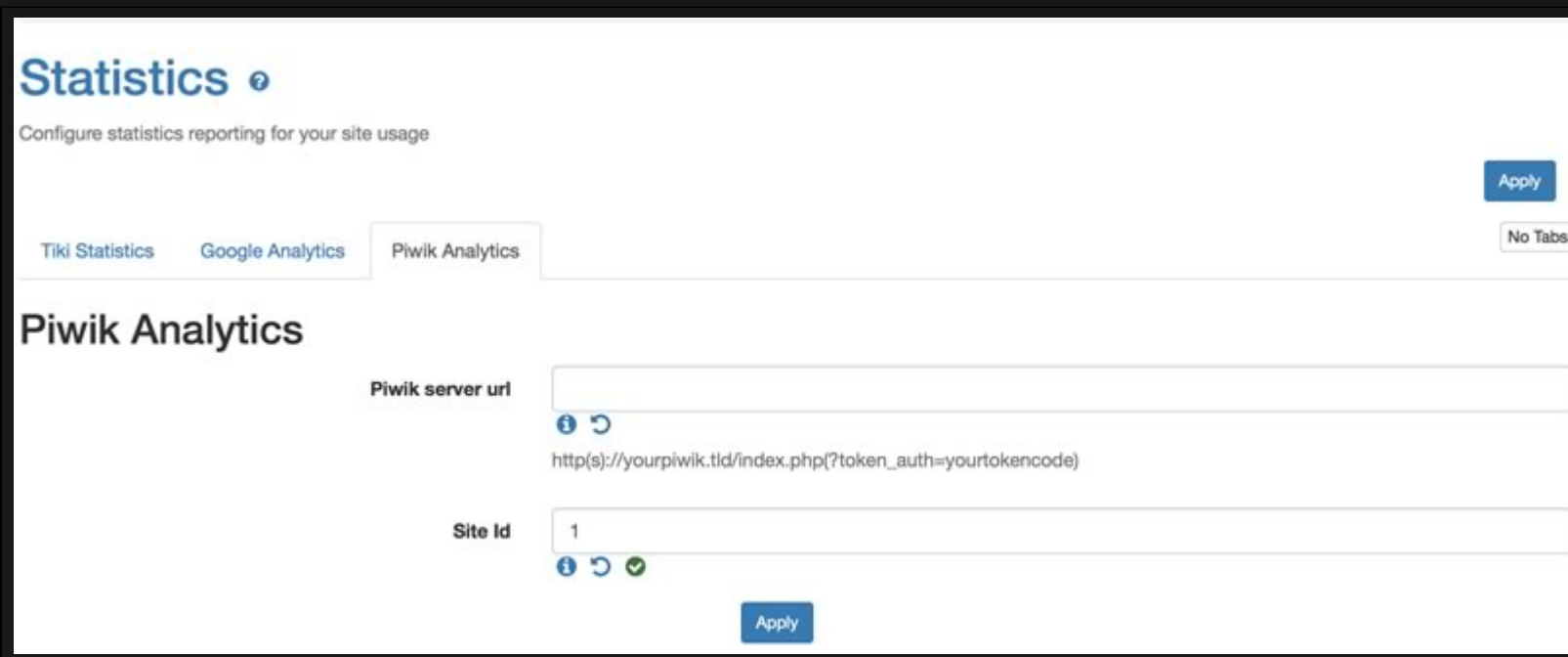
For information about Piwik, see: [Piwik Web analytics](#)

⚠️ Plugin Piwik

Plugin Piwik is required to use the Piwik feature.

## PIWIK ANALYTICS ADMINÂ PANEL

You need to set the URL to your Piwik server. IE : "http://mypiwik.com".  
You need to set the Id of the website you want to display the statistics. IE : "1".



The screenshot shows the 'Statistics' admin panel with the 'Piwik Analytics' tab selected. It contains two input fields: 'Piwik server url' with a placeholder 'http(s)://yourpiwik.tld/index.php(?token\_auth=yourtokencode)' and 'Site Id' with the value '1'. Both fields have an 'Apply' button below them. The top right has an 'Apply' button and a 'No Tabs' button.

**Statistics** ?

Configure statistics reporting for your site usage

Tiki Statistics Google Analytics **Piwik Analytics**

**Piwik Analytics**

Piwik server url

Site Id

Apply

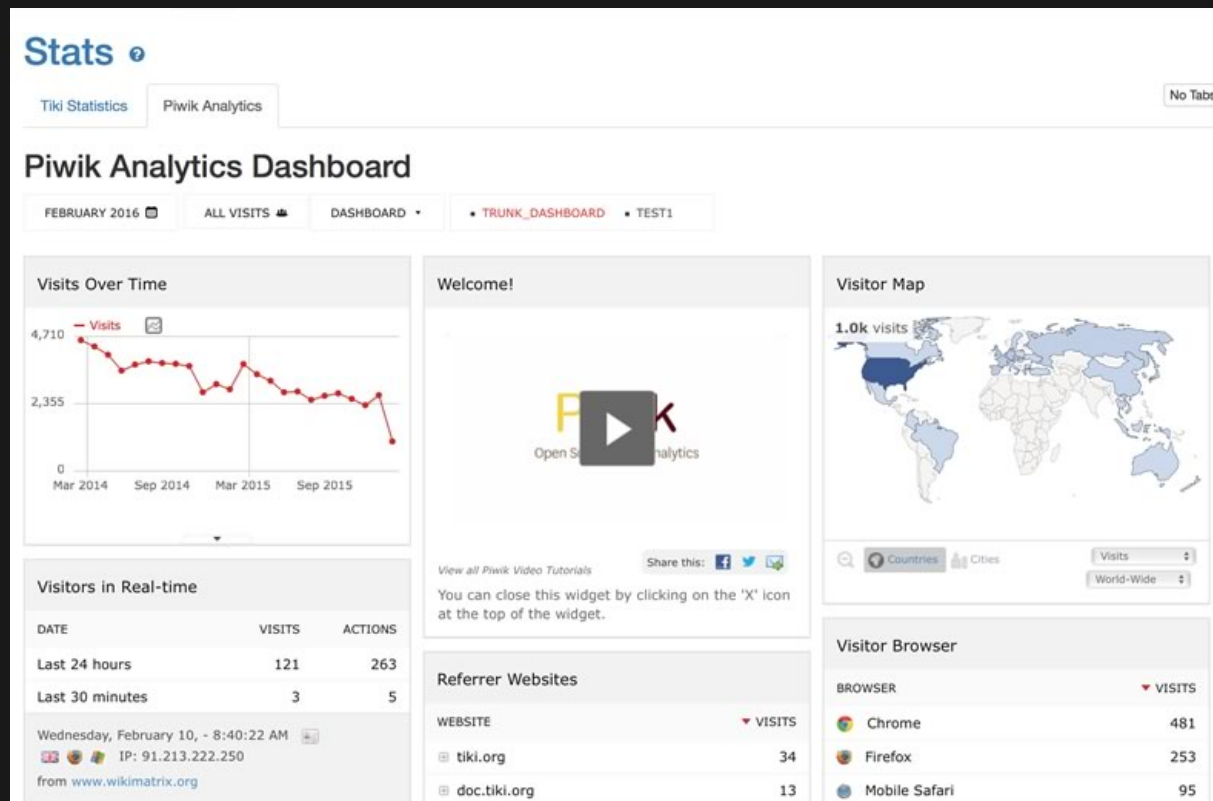
⚠️ Security notice

On your Piwik permission panel you must set anonymous can view for the specified website else data won;t be displayed

according to the Piwik permissions. You may use a Piwik token (generated in your user panel at Piwik) if you want to avoid your data to be public by adding it to the url. IE : [http://mypiwik.com/index.php?token\\_auth=xxxxxxxxxxxxx](http://mypiwik.com/index.php?token_auth=xxxxxxxxxxxxx). \_\_The token will be display in the HTML of the page therefor it is important you keep access to your stats only to trusted users.

## PIWIK ANALYTICS USERÂ PAGE

It is set to Piwik default dashboard but you can customise it accordingly to your need. (check Piwik widget page to review available modules)



# Permission

Users with the tiki\_p\_view\_stats permission can view several site statistics (stats) from the stats screen, the stats section can be accessed from the main application menu.

See also:

- [Search Stats](#)
- [Referer Stats](#)

# Alias

- [Statistics](#)
- [Statistics-Admin](#)