

tiki-check.php

Overview

tiki-check.php is a standalone script for server environment settings diagnostics before installing Tiki, or for an existing Tiki installation. While it was designed for Tiki, and it's bundled in Tiki, it is very useful for any PHP app, as it checks over 100 different things and provides contextual feedback.

[Started in 2012](#), this script has been refined over the years and it copes with all kinds of weird edge cases.

Use cases

- Someone else is setting up the server and you want to avoid the back & forth of tweaking the server configurations. Just send the file and they can set everything.
- You want to make sure server is adequate before subscribing to a provider.
- You want to check all is OK with a running Tiki

How to use

1. Download [tiki-check.php](#) from [gitlab.com](#)
2. Upload to the web accessible directory of your server (ex.: /www/html/tiki-check.php)
3. Visit **tiki-check.php** with your browser
4. Since this file discloses server info, it becomes password protected once you install Tiki. If you end up not installing Tiki, you should remove the file.

Details

The standalone version will work with any version of Tiki, or even without Tiki.

Screenshots

Server Check

Server compatibility

Properties	Value	Fitness	Explanation
PHP	8.2.12	good	PHP version is supported by one of Tiki versions
Database	MariaDB 10.4.32-MariaDB	good	Database version is supported by one of Tiki Versions.
Tiki Version	27.0	info	Current Tiki version

For more details, check the [Tiki Requirements](#) documentation.

Click to expand

MySQL or MariaDB Database Properties				
Acknowledge (OK)				
Properties	Value	Tiki Fitness	OK	Explanation
Version	10.4.32-MariaDB	● good	<input checked="" type="checkbox"/>	Tiki requires MariaDB >= 5.5 or MySQL >= 5.7
max_allowed_packet	1M	▲ unsure	<input type="checkbox"/>	The max_allowed_packet setting is at 1M. This is not a bad amount, but be sure the level is high enough to accommodate the needs of the site. This limits the size of binary files that can be uploaded to Tiki, when storing files in the database. Please see: file storage .
utf8mb4	available	● good	<input checked="" type="checkbox"/>	Your database supports the utf8mb4 character set required in Tiki19 and above.
character_set_client	utf8mb4	● good	<input checked="" type="checkbox"/>	Tiki is fully utf8mb4 and so should be every part of the stack.
character_set_connection	utf8mb4	● good	<input checked="" type="checkbox"/>	Tiki is fully utf8mb4 and so should be every part of the stack.
character_set_database	utf8mb4	● good	<input checked="" type="checkbox"/>	Tiki is fully utf8mb4 and so should be every part of the stack.
character_set_results	utf8mb4	● good	<input checked="" type="checkbox"/>	Tiki is fully utf8mb4 and so should be every part of the stack.
character_set_server	utf8mb4	● good	<input checked="" type="checkbox"/>	Tiki is fully utf8mb4 and so should be every part of the stack.
character_set_system	utf8	● good	<input checked="" type="checkbox"/>	Tiki is fully utf8mb4 but some database underlying variables are set to utf8 by the database engine and cannot be modified.
collation_connection	utf8mb4_general_ci	● good	<input checked="" type="checkbox"/>	Tiki is fully utf8mb4 and so should be every part of the stack. utf8mb4_unicode_ci is the default collation for Tiki.
collation_database	utf8mb4_unicode_ci	● good	<input checked="" type="checkbox"/>	Tiki is fully utf8mb4 and so should be every part of the stack. utf8mb4_unicode_ci is the default collation for Tiki.
collation_server	utf8mb4_general_ci	● good	<input checked="" type="checkbox"/>	Tiki is fully utf8mb4 and so should be every part of the stack. utf8mb4_unicode_ci is the default collation for Tiki.
slow_query_log	OFF	i info	<input type="checkbox"/>	MySQL doesn't log slow queries. If performance issues are noticed, this could be enabled, but keep in mind that the logging itself slows MySQL down.
SSL connection	OFF	i info	<input type="checkbox"/>	MySQL Server does not have SSL activated.
Strict Mode		i info	<input type="checkbox"/>	MySQL is not using strict mode.









Click to expand

Section descriptions

Setting	Description
Fieldset or section	
MySQL or MariaDB Database Properties	Is MySQL or MariaDB suitable for Tiki?
MySQL crashed Tables	Is MySQL running smoothly?
Test sending e-mails	Can the system send emails?
Server Information	Operating system, web server, etc.
Server Properties	Available disk space
PHP scripting language properties	With tips about how to configure
Apache properties	With tips about how to configure
PHP security properties	With tips about how to configure

Setting	Description
MySQL Variable Information	Outputs information about MySQL's configuration
PHP Info	Outputs information about PHP's configuration (full list)

OCR Status section

OCR Status			
Requirements	Version	Status	Message
Requirement: Tesseract package	Not Installed	 bad	Tesseract PHP package could not be found. Try installing through Packages.
Requirement: Tesseract languages		 unsure	Not all languages installed. You may need to install additional languages for multilingual support.
Requirement: Tesseract binary	Not Found	 bad	Tesseract could not be found.
Requirement: Tesseract path		 bad	Your path preference is not configured. It may work now but will likely fail with cron. Specify an absolute path.
Requirement: Pdfimages binary		 bad	Could not find pdfimages. PDF files will not be processed.
Requirement: Pdfimages path		 bad	Your path preference is not configured. It may work now but will likely fail with cron. Specify an absolute path.
Requirement: Scheduler		 bad	Scheduler needs to have a console command of "ocr:all" set.
Requirement: PCRE backtrack_limit		 good	pcre.backtrack_limit is good. For more detailed information please check doc.tiki.org/Server%20Check

Click to expand

This table provides a detailed status of the OCR-related requirements for your Tiki application. To ensure full functionality:







1. Install and configure **Tesseract** and **pdfimages**.
2. Set absolute paths for **Tesseract** and **pdfimages**.

The **PCRE backtrack_limit** is a configuration settings that controls the maximum number of backtracks the regular expression engine will perform during regular expression pattern matching, per default set on **1,000,000(1 million)**.

This impact your Tiki:

- for text extraction from PDF, and images (with the tesseract_ocr library).
- for filtering the user input in search engines.
- for data validation with different forms in the application.
- for routing to match a URL path against a regex pattern.
- ...

Icons

	Good	Will provide a smooth experience.
	Safe	Recommended for a better experience.
	Ugly	Not ideal but you'll likely be OK. If you notice issues, you should revisit.
	Risky	Not need, perhaps it should be disabled.
	Bad	Known to cause issues.
	Info	This is typically for a setting that can be good in some cases, but bad in others.

Other ways to get Tiki Check

Part of Tiki download

If you have a recent version of Tiki, just visit [tiki-check.php](#)

Via the command line

How to get tiki-check via shell access

```
wget --output-document=tiki-check.php https://gitlab.com/tikiwiki/tiki/-/raw/master/tiki-check.php?inline=false
```

If you can use the file, make sure permissions are OK. Too few or too many permissions can cause issues.

Known issues

If you enter incorrect DB-credentials, the script will fail with an ugly error message. We can't make this a nice error message, because we can't catch the exception, continue with the script and show the rest of the checks because we want to be PHP 4 compatible (and PHP 4 doesn't know exceptions which are the only way of error handling that PDO allows at connection time). So we fall back to the solution of setting the `error_reporting` all the way up and showing the error in this ugly way.

Background information

Tiki has been deployed in many scenarios over the years, and has a multitude of checks throughout the code (mostly in `tiki-install.php` and `tiki-admin.php`) to indicate to the admin if there is a problem with the server (ex.: `memory_limit` too low)

They are typically in the admin panel next to the relevant feature/setting. This is useful but without a central checklist of all of them when deploying on a new server (especially a server which has never been configured for web hosting), there can be a lot of back & forth to tweak all the settings. You are also forced to install Tiki to see what could be problematic. Instead, in a single file upload (`tiki-check.php`), we should have a clear report on everything that should be tweaked.

This is useful for fresh installs or if you are moving a Tiki instance from one server to another. This will also help when people report bugs (you can copy-paste this info in the bug tracker).

Before making this, existing solutions were researched and nothing came close to this. Thus, as far as we know, as of 2013, this is the most complete such solution.

Future work

For additional information, see [Server Check](#).

Related links

- [phpSysInfo](#) is a "customizable PHP script that parses various files in /proc and displays them. It will display information about system facts like Uptime, CPU, Memory, SCSI, IDE, PCI, Ethernet, Floppy, and Video.
- [Requirements](#)
- [Installation](#)

Alias names for this page:

[ServerCheck](#) | [Check](#) | [Tiki Check](#) | [TikiCheck](#)