

Look and Feel - Theme

Option	Description	Default
Site theme	The default theme for the site. Themes are bootstrap.css variants, including original Tiki themes as well as implementations of themes from Bootswatch.com. For more information about Bootstrap, see getbootstrap.com . ☰ Default Custom theme by specifying URL Amelia BookStacked Boosted Business Cerulean Cosmo Cyborg Darkly Darkroom Darkshine Feb12 Fivealive-lite Fivealive Flatly Greenvalley Journal Jqui Lighty Litera Lumen Lux Materia Minty Morph Neubrutiki Ohia Pulse Quartz Sandstone Simplex Sketchy Slate Solar Spacelab Strasa Superhero ...	Default
Custom theme URL	Local or external URL of the custom Bootstrap-compatible CSS file to use.	None
Site theme option	Supplemental style sheet for the selected theme ☰ None akebi grape kiwi lemon orange plum raspberry watermelon akebi_classic grape_classic kiwi_classic lemon_classic orange_classic plum_classic raspberry_classic watermelon_classic blue trontastic bordered light shadows	None
Option theme includes main theme CSS	Don't include the main theme stylesheet because its contents are included in the option stylesheet.	Disabled
Navbar background color	Select a dark or light navbar (containing horizontal menu, etc.), as styled by the theme. ☰ Dark Light	Light
Users can change theme	⚠ <i>Users can override the theme with this setting.</i>	Enabled
Available themes	Restrict available themes ☰ All Default Bootstrap Amelia BookStacked Boosted Business Cerulean Cosmo Cyborg Darkly Darkroom Darkshine Feb12 Fivealive Fivealive-lite Fivealive-lite/akebi Fivealive-lite/grape Fivealive-lite/kiwi Fivealive-lite/lemon Fivealive-lite/orange Fivealive-lite/plum Fivealive-lite/raspberry Fivealive-lite/watermelon Fivealive/akebi Fivealive/akebi_clas...	None
Group theme	Enable groups to each have their own visual theme.	Disabled
Unified Admin Backend	Use modern layout for control panels.	Enabled
Admin theme	Theme for the settings panels and other administration pages ☰ Site theme Default Amelia BookStacked Boosted Business Cerulean Cosmo Cyborg Darkly Darkroom Darkshine Feb12 Fivealive-lite Fivealive Flatly Greenvalley Journal Jqui Lighty Litera Lumen Lux Materia Minty Morph Neubrutiki Ohia Pulse Quartz Sandstone Simplex Sketchy Slate Solar Spacelab Strasa Superhero Thenews Tikicorp...	None

Option	Description	Default
Admin theme option	Supplemental style sheet for the selected theme ☰ None akebi grape kiwi lemon orange plum raspberry watermelon akebi_classic grape_classic kiwi_classic lemon_classic orange_classic plum_classic raspberry_classic watermelon_classic blue trontastic bordered light shadows	None
Admin navbar background color	Select a dark or light navbar (containing horizontal menu, etc.), as styled by the theme. ☰ Dark Light	Dark
Admin navbar icon	Icon (logo) that displays in the admin pages navbar. (Set the overall site logo using the logo module on tiki-admin_modules.php). 👉 <i>Recommended image height: 32 pixels, or legible when scaled down to that size</i>	img/tiki/tikilogo_icon.png
Icons	Icon set used by the site. ☰ Bootstrap icon font Default (Font-awesome) Legacy (pre Tiki14) icons Icons of the displayed theme	Default (Font-awesome)
jQuery UI theme	jQuery UI theme. Used in some modal popups and in the TikiSheet feature, etc. 🗑️ ☰ None black-tie blitzer cupertino dark-hive dot-luv eggplant excite-bike flick hot-sneaks humanity le-frog mint-choc overcast pepper-grinder redmond smoothness south-street start sunny swanky-purse trontastic ui-darkness ui-lightness vader	Flick
Theme Control	Assign different themes to various sections, categories, and objects.	Disabled
Store session variable for current theme	Store a session variable for current theme so that it can be used for auto-selecting a category when categorizing	Disabled
Parent category of theme control categories	Choose the parent category of categories used for theme control ☰ None Archived (35) Editorial Board Meeting (10) Files example (13) Keywords (12) Retired (34) Status (1) 3.In Progress (4) Templates (33) Versions (14) 1.x (15) 10.x (24) 11.x (25) 12.x (26) 13.x (27) 14.x (28) 15.x (29) 16.x (30) 17.x (31) 18.x (32) 2.x (16) 3.x (17) 4.x (18) 5.x (19) 6.x (20) 7.x (21) 8.x (22) 9.x (23)	Disabled
Automatically select the theme-control category of the current theme when categorizing	When creating or editing an object, automatically select the category that matches the theme-control category of the current theme	Disabled

Look and Feel - Customization









Option	Description	Default
Custom CSS	Additional CSS rules can be entered here and will apply to all pages, or the CSS ID of a page can be used to limit the scope of the rule (check the HTML source of the particular page to find its body ID tag.)	None
Custom HTML head content	Additional content such as meta or link tags can be added to the head section of HTML files. Smarty filters can be used here. 🖱️ <i>Example: {if \$page eq 'Slideshow'}{literal}yle type="text/css">.slideshow { height: 232px; width: 232px; }{/literal}{/if}</i>	None
Custom code just before the closing </body> tag	Enter lines here to be placed near the end of the HTML file.	None
Google Analytics account number	The account number for the site. The account number from Google is something like UA-XXXXXXX-YY or G-XXXXXXXXXX. 🖱️ <i>Enter the account number with prefix (prefix eg: "G-" or "UA-")</i>	None
Custom JavaScript	Includes a block of inline JavaScript after the inclusion of jQuery and other JavaScript libs in all pages. 🖱️ <i>Use PluginJS to include Javascript on a single wiki page.</i> 🖱️ <i>Do not include the < script > tags.</i>	None
Add group CSS info	Either grp_Anonymous or grp_Registered and possibly grp_Admins as well 🖱️ <i>Add CSS classes to the page BODY tag based on the user's group membership</i>	Enabled
Categories to add as CSS classes to <body>	Pages in selected categories will have a class with syntax like "cat_catname" added to the body tag.	None
Theme Customizer tool	Activate the theme customizer tool to enable easy theme customization. 🚫	Disabled
Edit CSS	Edit CSS files directly in the browser. ⚠️ <i>May not be functional in Tiki 14+ 🚫</i>	Disabled
Tiki template viewing	⚠️ <i>May not be functional in Tiki 14+ 🚫</i>	Disabled
Edit templates	⚠️ <i>May not be functional in Tiki 14+ 🚫</i>	Disabled
Editable Icons	Edit icons with the icon picker ☰ No Yes	No

Look and Feel - Layout

Option	Description	Default
Fixed width	Restrict the width of the site content area, in contrast to a liquid (full-width) layout.	Enabled
Layout width	The width of the site's content area (Bootstrap container div), centered in the browser window. 👉 <i>The default is 1170px.</i>	1170px
Site layout	Changes the template for the overall site layout 👉 <i>Important: when using the Classic Bootstrap (fixed top navbar) layout, be sure to set the fixed-top navbar height, below, to prevent content overlap.</i> ☰ Single Container Classic Tiki (3 containers - header, middle, footer) Classic Bootstrap (fixed top navbar)	Classic Bootstrap (fixed to...
Enable layout per page, etc.	Specify an alternate layout for a particular wiki page, etc. 🚫	Disabled
Fixed-top navbar height	For the Classic Bootstrap or equivalent layout, specify the height of the navbar in fixed position at the top of the page. The logo module image assigned to the top module zone will scale to display correctly here. 👉 <i>Clear the Tiki system cache for this change to take effect.</i>	90 px
Header bar and Address bar color	Change the color of header bar and address bar according to the theme.	Disabled
Default color mode	Change the default color mode for active theme ☰ auto dark light	Auto
Admin layout	Specify which layout template to use for admin pages. 👉 <i>Note: this does not affect the Unified Admin Backend. Only the legacy admin pages when UAB is disabled. An admin theme must be selected first.</i> ☰ Single Container Classic Tiki (3 containers - header, middle, footer) Classic Bootstrap (fixed top navbar)	Classic Bootstrap (fixed to...
Site logo and title	Display a site logo image and/or title in the page header area. ⚠️ <i>This setting is expected to be moved from here to the admin-modules page.</i>	Enabled
Logo source (image path)	This can be a conventional path to the image file, or the syntax for an image in a Tiki gallery.	img/tiki/Tiki_WCG.png
Logo title (on mouseover)	This appears as tool tip text. The site logo is also a link to the site index (top page).	Tiki-powered site
HTML "alt" tag description	Normally a description of the image, such as "Example.com logo" 👉 <i>Used by text browsers, screen readers, etc.</i>	Site Logo
Site logo upload icon	Display an icon for admins to be able to change or upload the site logo.	Enabled

Option	Description	Default
Site title	The displayed title of the website.	None
Subtitle	A short phrase that, for example, describes the site.	None
Top module zone	Activate zone for modules such as site logo, log-in form, etc. (page header) ☰ Only if one or more modules are assigned Always Never	Only if one or more modules...
Topbar module zone	Activate zone for modules such as horizontal menu (navbar), search form, page-wide content, etc. ☰ Only if one or more modules are assigned Always Never	Only if one or more modules...
Page top module zone	Activate zone for modules such as breadcrumbs, banners, share icons, etc ☰ Only if one or more modules are assigned Always Never	Only if one or more modules...
Left column	☞ <i>Controls visibility of the left column of modules</i> ☰ Only if one or more modules are assigned Always User decides Never	User decides
Right column	☞ <i>Controls visibility of the right column of modules</i> ☰ Only if one or more modules are assigned Always User decides Never	User decides
Page bottom module zone	Activate zone for modules at the bottom of the main column of each page ☰ Only if one or more modules are assigned Always Never	Only if one or more modules...
Bottom module zone	Activate zone for modules such as "powered by" and "rss list" (page footer) ☰ Only if one or more modules are assigned Always Never	Only if one or more modules...
Module file	Use a static module definition file instead of relying on the dynamic values generated by Tiki. Useful for custom themes. The file must be in YAML format, following the format used in profiles.	None
Extra module zones available	Extra module zones to be managed through the module administration interface. Useful if a custom theme or layout requires a special zone other than the predefined ones. ☞ <i>Comma-separated list, maximum of 20 characters per entry.</i>	None
Webmaster report	Activate the feature to report a problematic page to the webmaster..	Disabled
Webmaster email	A specific email address can be set for receiving the webmaster reports. ☞ <i>Leave blank to use the default sender email</i>	None

Look and Feel - Miscellaneous

Option	Description	Default
Use tabs	Separates page content into tabbed panels	Enabled
Tabs optional	Users can choose not to have tabs. A no tabs button will be displayed.	Disabled
Favicons	Custom favicon image files can be put in the /themes/(themenam)/favicons directory, or the default Tiki favicons can be used.	Enabled
Default for img-fluid class used in the IMG plugin	Default option for whether an image produced with the IMG plugin has the img-fluid class - a plugin parameter allows this to be overridden	Enabled
Use context menus for actions (icons)	 <i>Currently used in File Galleries only.</i>	Enabled
Use context menus for actions (text)	 <i>Currently used in File Galleries only.</i>	Enabled
Locations (breadcrumbs)	 <i>Examples: » / > : -> →</i>	»
Choices	 <i>Examples: / :</i>	
Smarty template usage indicator	Add HTML comment at start and end of each Smarty template (.tpl file) * <i>Clear the Tiki system cache for this change to take effect.</i>  <i>Use only for development, not in production at a live site, because these warnings are added to emails as well, and are visible to users in the page source.</i>  <i>May impact performance</i>	Disabled
Smarty compilation	Indicates when the template cache should be refreshed.  Modified Never check (performance) Always (development, slow)	Modified
Smarty cache permissions	Permissions that enable Smarty to write to the templates_c directory.  User writable (0644) User & group writable (0664)	User writable (0644)
Provides the current categories to Smarty templates	When enabled, the \$objectCategoryIds variable is set to the identifiers of the categories of the object being viewed. This allows showing alternate content depending on the categories of the current object, but reduces performance.	Disabled
Add base tag in the HTML head section	The base tag specifies a default address for all links on a page.	Disabled







Look and Feel - Pagination

Option	Description	Default
Use relative (next / previous) pagination links		Enabled
Use direct pagination links		Enabled
Maximum number of links around the current item		2 links
Maximum number of links after the first or before the last item		0 links
Display 'First' and 'Last' links	if set, will display 'first' and 'last' links on pages	Enabled
Display "fast-forward" links	Display "fast-forward" links (to advance 10 percent of the total number of pages)	Enabled
Hide pagination when there is only one page	Don't display pagination on single pages.	Enabled
Use Icons		Enabled
Maximum users in drop-down lists	Use jQuery autocomplete text input to prevent out-of-memory errors and performance issues when the user list is very large.	50 users
Maximum number of records in listings		25 records
Object selector threshold	Number of records after which the object selectors will request searching instead of selecting from a list.	250 records
Object selector search field	Field or (comma separated) fields to search when filtering in an object selector. e.g. "content" (default "title")	Title
Object selector wildcard search		Enabled
Number of comments per page		25

Look and Feel - Shadow Layer

Option	Description	Default
Shadow layer	 Additional div elements for shadows, radiused corners or other decorative styling	Disabled
Main shadow start		None
Main shadow end		None
HHeader shadow div start		None
Header shadow div end		None
Middle shadow div start		None
Middle shadow div end		None
Center shadow start		None
Center shadow end		None
Footer shadow div start		None
Footer shadow div end		None
Module (box) shadow start		None
Module (box) shadow end		None

Look and Feel - UI Effects

Option	Description	Default
Effect for modules	 Default None Slide Fade Blind (UI) Clip (UI) Drop (UI) Explode (UI) Fold (UI) Puff (UI) Slide (UI)	None
Speed	 Fast Normal Slow	Normal
Direction	 Vertical Horizontal Left Right Up Down	Vertical
Effect for tabs	 Default None Slide Fade Blind (UI) Clip (UI) Drop (UI) Explode (UI) Fold (UI) Puff (UI) Slide (UI)	Slide
Speed	 Fast Normal Slow	Fast
Direction	 Vertical Horizontal Left Right Up Down	Vertical
Shadowbox / ColorBox	Display images in a modal popup window (also referred to as shadowbox, lightbox or colorbox).	Enabled

Option	Description	Default
Allow image lazy loading	Allow that images are loaded in a lazy way	Disabled
Visual style of Colorbox (a.k.a. "Shadowbox")	☰ One Two Three Four Five	One
Date picker for date selection	JavaScript popup date selector (uses jQuery UI DatePicker).	Enabled
Anchor links on headings	Cause a link icon to appear on hover over each heading, useful for sharing the URL to an exact location on a page. ☰ h1 only h2 and above h3 and above h4 and above h5 and above h6 and above none (disabled)	h6 and above
Enable JavaScript plugin for equal-height rows	Enable responsive rows, the contained elements of which have the same height.	Disabled
Conditional formatting	Use different coloring for certain system objects. Only groups are supported for now.	Disabled
Draggable Modals	Modal popups can be moved around.	Enabled
Resizable Modals	Modal popups can be resized.	Enabled

Maps

Option	Description	Default
Maps & Location Enabled	Provide controls to load map and location libraries.	Disabled
Map Zone	☰ -180 180 0 360	-180 180
Available tile layers on maps	Enables replacement of the default OpenStreetMap tiles with tiles from other mapping services, such as Google or Bing. 👉 <i>Valid options for OpenLayers 2 are: openstreetmap, mapquest_street, mapquest_aerial, google_street, google_satellite, google_physical, google_hybrid, blank and for OpenLayers 3+ are: openstreetmap, bing_road, bing_road_on_demand, bing_aerial, bing_aerial_with_labels, bing_collins_bart, bing_ordnance_survey</i>	Openstreetmap
Google Street View	Open Google Street View in a new window to see the visible coordinates. 🗺️	Disabled
Google Street View overlay	Open Google Street View in a new window to see the visible coordinates. ⚠️ <i>This is not guaranteed to work.</i> 🗺️	Disabled
Geocate blog posts	Provide controls to indicate a geographic location in the blog post edit form.	Disabled
Geocate wiki pages	Provide controls to indicate a geographic location of wiki pages in the edit form.	Disabled

Option	Description	Default
Show map mode buttons in page list		Disabled
Geolocate articles	Provide controls to indicate a geographic location in the article edit form.	Disabled
Show map mode buttons in articles list		Disabled
Plugin Map	Display a map	Enabled
Location	Enable a geographic location to be selected for the item and displayed on a map.	Enabled
Google Maps API Key	Needed for Street View or other advanced features	None
Bing Maps API Key	Needed for Bing Map Layers	None
Nextzen Maps API Key	Needed for Nextzen Map Layers	None
Zoom level for the found location	Zoom level when a searched-for location is found ☰ Street Town Region Country Continent World	Street
Full path to gdaltindex		None
Full path to ogr2ogr		None
Default x for map center		0
Default y for map center		0
Default zoom level	☰ whole earth 2 3 4 country size 6 7 8 9 10 city size 12 13 14 15 16 17 max zoom	whole earth
default mapfile		None

Messages

Option	Description	Default
User messages	Enables inter-user messages (for this to work for new users, the tiki_p_messages permission must be assigned to at least the Registered group)..	Disabled
Users accept internal messages by default		Enabled
Users can opt out of internal messages		Enabled

Option	Description	Default
Maximum mailbox size	Maximum number of messages allowed in the mailbox. ☞ 0 for unlimited	0 messages
Maximum mail archive size	Maximum number of archive messages allowed. ☞ 0 for unlimited	200 messages
Maximum sent box size	Maximum number of sent messages allowed in the mailbox. ☞ 0 for unlimited	200 messages
Show user's real name	Use the user's real name instead of log-in name in the autocomplete selector in the messaging feature.	Disabled
Truncate internal message notification	Number of characters to show in the message notification sent through email, with a link to read the full internal message.	2500 characters

Meta Tags - Geo Meta Tags

Option	Description	Default
geo.position	The latitude and longitude of the physical location of the site. For example "38.898748, -77.037684".	None
geo.region	The ISO-3166 country and region codes for your location. For example, "US-NY".	None
geo.placename	A free-text description of your location.	None

Meta Tags - Meta Tags


Option	Description	Default
Keywords	A list of keywords (separated by commas) that describe this website.	None
Include tags	If the Tags feature is enabled, the tags for each page with tags set will be used as meta keywords. This allows individual pages at the site to have different meta tags.	Disabled
Use thread title instead	Use the forum thread title in the meta title tag.	Disabled
Description	A short description of the website. Some search engines display this information with the website's listing.	None
Page description	Use each page description as the title meta tag for that page.	Disabled

Option	Description	Default
Custom Meta robots	Add the ability to set custom meta robots on each wiki page that will override the global meta robots value.	Disabled
Author	The author of this website. Typically this is the Admin or Webmaster.	None
Twitter site name	The default website name that will be used by Twitter (twitter:site) for every web page. This parameter will be used instead of the browser title.	None
Twitter site image	The default image (logo, picture, etc) that will be used by Twitter (twitter:image) for every web page. The image must be specified as a URL.	None
Facebook site name	The default website name that will be used by Facebook (og:site_name) for every webpage. This parameter will be used instead of the browser title.	None
Facebook site image	The default image (logo, picture, etc.) that will be used by Facebook (og:image) for every webpage. It must be specified as a URL. The minimum valid image size is 200x200px. However, Facebook recommends 1200x630px or larger for the best display on high resolution devices.	None

Meta Tags - Robots

Option	Description	Default
Meta robots	Specify how search engines robots should index your site. Will override page defaults. Valid values include: noindex, nofollow, none, all, noimageindex, noarchive, nocache, nosnippet, notranslate, unavailable_after and noyaca. 👉 <i>Should be comma separated eg. noimageindex, nocache.</i>	None
Revisit after	Specify how often (in days) Web robots should visit your site. 🕒	None

Module

Option	Description	Default
Show module controls	Enable controls in modules	Disabled
Users can configure modules	Modules aren't reflected in the screen until they are configured on MyAccount->Modules, including for the admin user 	Disabled
Users can open and close the modules	Allows users to open and close modules using the icon in the module header. ☰ Always Module decides Never	Module decides
Always display modules to all groups	Any setting for the Groups parameter will be ignored and the module will be displayed to all users.	Disabled
Hide anonymous-only modules from registered users	If an individual module is assigned to the Anonymous group, the module will be displayed only to anonymous visitors. Registered users will not see the module.	Disabled
Hide anonymous-only modules from Admins		Disabled
Top module zone	Activate zone for modules such as site logo, log-in form, etc. (page header) ☰ Only if one or more modules are assigned Always Never	Only if one or more modules...
Topbar module zone	Activate zone for modules such as horizontal menu (navbar), search form, page-wide content, etc. ☰ Only if one or more modules are assigned Always Never	Only if one or more modules...
Page top module zone	Activate zone for modules such as breadcrumbs, banners, share icons, etc ☰ Only if one or more modules are assigned Always Never	Only if one or more modules...
Left column	 Controls visibility of the left column of modules ☰ Only if one or more modules are assigned Always User decides Never	User decides
Right column	 Controls visibility of the right column of modules ☰ Only if one or more modules are assigned Always User decides Never	User decides
Page bottom module zone	Activate zone for modules at the bottom of the main column of each page ☰ Only if one or more modules are assigned Always Never	Only if one or more modules...
Bottom module zone	Activate zone for modules such as "powered by" and "rss list" (page footer) ☰ Only if one or more modules are assigned Always Never	Only if one or more modules...
Module file	Use a static module definition file instead of relying on the dynamic values generated by Tiki. Useful for custom themes. The file must be in YAML format, following the format used in profiles.	None

Option	Description	Default
Extra module zones available	Extra module zones to be managed through the module administration interface. Useful if a custom theme or layout requires a special zone other than the predefined ones. <i>☞ Comma-separated list, maximum of 20 characters per entry.</i>	None