

Plugin Tracker Stat

Introduced in *Tiki2*

Use this [wiki plugin](#) to display some simple statistics about a tracker. You can specify which fields can be displayed. The plugin can be used several times on a same page with different trackers.

For a more advanced way to create a chart, please see: [PluginPivotTable](#)

Parameters

Display statistics about a tracker.

Introduced in Tiki 2. Required parameters are in **bold**.

[Go to the source code](#)

Preferences required: feature_trackers, wikiplugin_trackerstat

Parameters	Accepted Values	Description	Default	Since
(body of plugin)		Title		
trackerId	digits	Numeric value representing the tracker ID		2.0
show_lastmodif	text	Show last modification date of a tracker. Set to Yes (y) to use site setting for the short date format or use PHP's format (www.php.net/strftime). Example:		5.0
fields	<i>separator:</i> :	Colon-separated list of field IDs to be displayed. Example: 2:4:5 . Leave it empty to display all fields from this tracker.		2.0
show_bar	(blank) y n	Choose whether to show a bar representing the number of votes each option received (not shown by default)	n	2.0
show_count	(blank) y n	Choose whether to show the count of votes each option received (shown by default)	y	10.3
show_link	(blank) y n	Add a link to the tracker	n	3.0

<code>show_percent</code>	(blank) y n	Choose whether to show the percentage of the vote each option received (not shown by default)	n	2.0
<code>status</code>	(blank) o p c op oc pc opc	Only show items matching certain status filters	o	2.0






Example

This code:

```
{TRACKERSTAT(trackerId="1" fields="2:4" show_percent="y" show_bar="n" show_count="y" status="o|c|p|op|oc|pc|opc" show_link="n")}Title{TRACKERSTAT}
```

Would produce (if fieldId 2 is "My question", a radio field "yes, no" and if fieldId 3 is "And rate it", a drop down list)

STAT

My question			
1	no	%33.33	
2	<u>yes</u>	%66.67	
And rate it			
1	1	%33.33	
1	<u>3</u>	%33.33	
1	5	%33.33	

Limitations

- It doesn't deal with some of the more advanced permissions of trackers. Use [PluginPivotTable](#) instead.
- Can't pre-filter data. Use [PluginPivotTable](#) instead.

Related pages

[Trackers](#)