

Plugin TrackerFilter

Syntax

example

```
{TRACKERFILTER(trackerId=1, filters=1/d:2/r:3, fields=1:4:5)}This is the result{TRACKERFILTER}
```

Parameters

The plugin has a core set of parameters, but because it also shares all the parameters available from the [TRACKERLIST](#) plugin, these additional parameters can be added to customise the look of the result (except the filterfield, exactvalue and filtervalue - using these parameters will overwrite the core filter selection)

The **core set of parameters** are as follows:

- **trackerId**: Id of the tracker
- **filters** is the list of fields that can be filtered with the format of their display.
The fields are identified by their numeric Ids. All the fields must belong to the same tracker. After tiki>=8, the status can be a filter and must be entered as status or Status (Filter example: 3/d:Status/d)
The Id can be followed by the character / and one of this format:
 - d: drop down list of all the values occurring for the field: only one value can be selected
 - r: radio buttons of all the values occurring for the field: only one value can be selected
 - m: multiple choice in the drop down list of all the values occurring for the field(a multiple choice acts as an OR between the values of the choice)
 - c: checkbox (multiple choice) in the drop down list of all the values occurring for the field
 - t: text entry (tiki >= 2.0): a text input where the user must enter a part of the text
If the text contains % like a%. it will search all the values beginning with % (can also do %a or a%b%c) or a* or *a
 - T: text entry (tiki >= 2.0): a text input where the user must enter an exact value of the field
 - i: text entry + initial (tiki >=2.0): a list of initial that will directly filter on an initial. Note: if you use initial, not

other field can be filtered

- **sqlsearch**: advanced mysql search (tiki >= 5.0): a list of fields where a mysql advanced search will be done - Note: the search is done field content per field content: It means if you query A B and A is in a field and B in another one you will not find the item. The syntax will be (1:2)/sqlsearch means 'do a advanced mysqlsearch on fields 1 and 2.
- **> or < or >= or <=**: comparison (tw >=6.0): the field will be compared using the format as operator. Ex: filters="1/>=" will find all the items with the field 1 bigger (for a numeric) or after (for a date) the value the user will give
- **range**: range of values (from and to search boxes shown). Timezone-aware fields like JsCalendar field are converted properly before being searched, so search is done in the correct timezone. Range filter can be used with any field - not only dates but it is most useful for dates and numeric fields. [tiki >=16.2](#)

- **fields** will show the fields displayed for the selected items
- **action** : name of the submit button - default is "filter" (tiki >= 1.9.8)
- **noflipflop**: will not show the flipflop to hide and display the list of filters. (tiki >=6.0)
- **export_action**: (tiki >= 6.0) if set to appropriate text e.g."Confirm CSV Download" this over-rides the normal trackerfilter approach and displays a button with the designated text that directly exports the set of fields specified as a CSV file. A filter to define a specific 'filter set' must be defined by using the filterfield, filtervalue/exactvalue parameters, formatted in the standard ways. Additional parameter options are (default|alternate):
 - **export_itemid**=y|n - includes the ItemId in the export
 - **export_status**=n|y - includes the status field in the export
 - **export_modif**=n|y - includes the modified date in the export
 - **export_created**=n|y - includes the creation date in the export
 - **export_charset**=UTF-8|ISO-8859-1 - defines the character set to be used for the export
- **mapButtons**=y|n - Display Mapview and Listview buttons (from Tiki6, requires Google Maps feature)
- **url** replace tracker item url with the url you input in the field. You can include the Item Id. This is very usefull combined with TrackerList and/or Pretty tracker to link the results of the tracker filter to another page (wiki or template) where the item will be displayed as single entity (using TrackerList plugin).

Use Case : Search and display tracker item in wiki pages without any relation to the trackers usual design (buttons, pagination, etc)

Set the plugin TrackerFilter in a wiki page to display and filter tracker item. Be sure it is working with the usual parameters and display items. Set the parameter Show Links to yes (showlinks="y") and in the parameter URL set the page that will be used to display the item once the item link is clicked with the following url="singleitem_tpl?itemId". Create a second wiki page named "singleitem_tpl". In this page set the plugin TrackerList with the Tracker Id parameter and set for Wiki Page (wiki="item_tpl").

Create a third page named item_tpl that you are now free to design the way you want that will display the item fields. That way you can design all the way the page using wiki syntax and CSS and the user will never have the feeling he is looking at a tracker or at trackers items.

The **full set of available parameters**, the core TRACKERFILTER set and the additional ones from TRACKERLIST, are set out in the various TABS below:

Create a form to filter tracker fields

Introduced in Tiki 1. Required parameters are in **bold**.

[Go to the source code](#)

Preferences required: feature_trackers, wikiplugin_trackerfilter

Parameters	Accepted Values	Description	Default	Since
(body of plugin)		notice		
trackerId	digits	Numeric value representing the tracker ID		1
tstotalformat		Format for table totals (click here for patterns). Example: # , ### .		
ldelim		Smarty left delimiter for Latex generation. Example:@{	{	2.0

rdelim		Smarty right delimiter for Latex generation Example:}@	}	2.0
tpl		Use content of the specified tpl file as template to display the item. Use { $f_fieldId$ } to display a field with ID fieldId.		2.0
urlafterdelete	url	Url to redirect to after delete		11.0
allowStickyHeaders	(blank) n y	Sticky Headers for the table when scrolling top Default value: No	n	26
force_separate_compile	(blank) y n	Compile each item separately instead of compiling the entire template.	y	11.0
displaysheet	(blank) y n	Display tracker as a spreadsheet (not used by default)	n	6.0
list_mode	(blank) y n csv	Set output format. Yes (y) displays tracker list view with truncated values (default); No (n) displays in tracker item view; Comma Separated Values (csv) outputs without any HTML formatting.	y	3.0
popup	digits separator: :	Colon-separated list of fields which will display in a tooltip on mouse over. Example: 6:7. Setting this parameter implies y value for sort param.		2.0
sort	(blank) y n	Display columns in the order listed in the fields parameter instead of by field ID (field ID order is used by default)	n	2.0
sortchoice	text separator: :	Add a dropdown of sorting choices. Separate each choice with a :. For each choice, use the format value label. See sort_mode for value choices. Example with two sorting choices: sortchoice="created_desc Newest first:lastModif_desc Last modified first"		5.0
stickypopup	(blank) y n	Choose whether the popup tooltip will stay displayed on mouse out (does not stay open by default)		2.0
export	(blank) y n	Show an export button (not shown by default)	n	3.0
force_compile	(blank) y n	Force Smarty to recompile the templates for each tracker item when using a wiki page as a template. Default=n (best performance)	n	6.0
editableall	(blank) y n	Allow all displayed fields to be editable	y	11.0

sort_mode		Sort rows in ascending (_asc) or descending (_desc) order based on field ID, date created or date last modified	1
tplwiki	pagename	Use content of the wiki page as template to display the item but with as little parsing on the content as with a tpl on disk. The page should have the permission tiki_p_use_as_template set, and should only be editable by trusted users such as other site admins	6.5 & 7.1
wiki	pagename	Use content of the wiki page as template to display the item. The page should have the permission tiki_p_use_as_template set, and should only be editable by trusted users such as other site admins	2.0
compute		Sum or average all the values of a field and displays it at the bottom of the table. fieldId/sum:fieldId/avg	3.0
fields	digits separator: :	Colon-separated list of field IDs for the fields to be displayed. Example: 2:4:5. The field order specified here determines the column order if the sort parameter is set to y.	1
editable	digits separator: :	Colon-separated list of fields for which inline editing will be enabled.	11.0

Create a form to filter tracker fields

Introduced in Tiki 1. Required parameters are in **bold**.

[Go to the source code](#)

Preferences required: feature_trackers, wikiplugin_trackerfilter

Parameters	Accepted Values	Description	Default	Since
filters		<p>The list of fields that can be used as filters along with their formats. The field number and format are separated by a / and multiple fields are separated by :.Format choices are:</p> <p>d - dropdown r - radio buttons m - multiple choice dropdown c - checkbox t - text with wild characters T - exact text match i - initials sqlsearch - advanced search range - range search (from/to) >, <, >=, <= - greater than, less than, greater than or equal, less than or equal. Example: 2/d:4/r:5:(6:7)/sqlsearch</p>		1

view_user		Will display the items of the specified user		2.0
max	int	Maximum number of items to display or -1 for all items. Defaults to max records preference, if set. Pagination will not show if all items are shown by setting to -1.		1
offset	int	Offset of first item. Default is no offset.	0	6.0
periodQuantity	int	Numeric value to display only last tracker items created within a user defined time-frame. Used in conjunction with the next parameter "Period unit", this parameter indicates how many of those units are to be considered to define the time frame. Use in conjunction with max= - "1" to list all items (by default max is set to 10).		6.5, 7.x & 8.0
forceoffset	(blank) y n	Fix offset to that specified. This will disallow pagination.	n	8.0
periodType	(blank) c m	Time period after creation or after modification		6.7, 7.x , 8.4 & 9.0
periodUnit	(blank) hour day week month	Time unit used with "Period quantity"		6.5, 7.x & 8.0
status	(blank) o p c op oc pc opc	Only show items matching certain status filters (only items with open status shown by default)	o	1

exactvalue	separator: :	Exact value (or multiple values) that correspond to filterfield. Special search values to filter by: categories(x) - tracker item is in category with ID x or one its descendants notcategories(x) - tracker item is not in category with ID x or one of its descendants preference(name) - match against the value of a Tiki preference notpreference(name) - match if value does not equal a Tiki preference value not(value) - match if the field does not equal "value" not() - match for non empty values (opposite with exactvalue="") or(value1,value2) - match if the field equals "value1" or "value2" (can list more than 2 alternative values) field(x, itemid) - match field with ID x in item with ID itemid. field(x) can be used if the itemId URL parameter is set notfield(x, itemid) - match if not equal to field with ID x in item with ID itemid field(x) can be used if the itemId URL parameter is set The following comparisons can also be applied to date fields by using date phrases that PHP recognizes (see https://doc.tiki.org/Date-and-Time-Features): less(value) - match if less than "value" greater(value) - match if greater than "value" lessequal(value) - match if less than or equal to "value" greaterequal(value) - match if greater than or equal to "value"		1
filtervalue	separator: :	Filter value (or multiple values) that correspond to filterfield. For better performance, use exactvalue instead. Special search values to match: *value - text that ends in "value" value* - text that begins with "value" #user - the current user's login name #group_default - the current user's default group. To filter by empty/non-empty values, use parameter exactvalue instead		1
ignoreRequestItemId	(blank) y n	Ignore the itemId url parameter when filtering list (not ignored by default)	n	5.0
itemId	digits separator: :	Colon-separated list of item IDs to restrict the listing to		2.0, multiple since 3.0
view	(blank) page user group ip	Display only the items of the following: user - the current user group - the current user's groups page - the current page name ip - the current IP address		2.0

goIfOne	(blank) y n	Display the item rather than list if only one item is found	1
filterfield	digits separator: :	Colon-separated list of fields to allow filtering on.	1

Create a form to filter tracker fields

Introduced in Tiki 1.

[Go to the source code](#)

Preferences required: feature_trackers, wikiplugin_trackerfilter

Parameters	Accepted Values	Description	Default	Since
action		Label on the submit button. Default: Filter. Use a space character to omit the button (for use in datachannels etc)	Filter	2.0
checkbox		Adds a checkbox on each line to perform an action. Required elements are separated by /. Those elements are: FieldId - the value of this field will be posted to the action PostName - the name of the post Title - the title of the submit button Submit - the name of the submit button ActionUrl - the file that will be called upon submit Tpl - optional template inserted before the submit button and returned SelectType - Leave empty for multiple select, or use dropdown or radio. Embed - Set to %0y%1 if the trackerlist table is embedded inside an existing form. ActionUrl is ignored in this case. Checked - comma-separated list of pre-checked items Format: checkbox="FieldId/PostName/Title/Submit/ActionUrl/Tpl/SelectType/Embed/Checked" Example: checkbox="6/to/Email to selected/submit/messu-compose.php//dropdown//1,2,3"		1
moreurl	url	More link pointing to specified URL instead of default tracker item link	tiki-view_tracker.php	2.0
displayList	(blank) y n	Show the full list (before filtering) initially (filtered list shown by default)	n	2.0
showlastmodif	(blank) y n	Last modification date display is based on tracker settings unless overridden here		2.0
showlastmodifby	(blank) y n	Last modified by user display is based on tracker settings unless overridden here		14.0
line	(blank) y in n	Displays all the filters on the same line (not shown on same line by default)	n	2.0
mapButtons	(blank) y n	Display Mapview and Listview buttons		6.0 - was googlemapButtons until 12.0
more	(blank) y n	Show a 'more' button that links to the tracker item (not shown by default)	n	2.0
noflipflop	(blank) y n	The toggle button to show/hide filters will not be shown if set to Yes (y). Default is not to show the toggle (default changed from "n" to "y" in Tiki 20.0).	y	6.0
showcloseitem	(blank) y n	Show a close item option (not shown by default)	n	8.0
showcomments	(blank) y n	Show comments count or last comment date and user depending on tracker preferences	y	16.0
showcreated	(blank) y n	Creation date display is based on tracker settings unless overridden here		2.0

showdelete	(blank) y n	Show a delete icon for each item (not shown by default)	n	4.0
showdesc	(blank) y n	Show the tracker's description (not shown by default)	n	1
showrss	(blank) y n	Show an RSS feed button (not shown by default)	n	5.0
showfieldname	(blank) y n	Use the field names as column titles (used by default)	y	1
showinitials	(blank) y n	Show an alphabetical index by first letter to assist in navigation (not shown by default)	n	1
shownbitems	(blank) y n	Show the number of items found (not shown by default)	n	2.0
showitemrank	(blank) y n	Show item ranks (not shown by default)	n	4.0
showlinks	(blank) y n r	Show links to each tracker item (not shown by default). At least one field needs to be set as Public in order for this to work.	n	1
showopenitem	(blank) y n	Show an open item option (not shown by default)	n	8.0
showpagination	(blank) y n	Determines whether pagination will be shown (shown by default)	y	4.0
showpenditem	(blank) y n	Show a pending item option (not shown by default)	n	8.0
showmap	(blank) y n	Show Map of results (not shown by default)		12.0
showstatus	(blank) y n	Show the status of the items (not shown by default)	n	1
showtitle	(blank) y n	Display the title of the tracker (not shown by default)	n	1
showwatch	(blank) y n	Show a watch button (not shown by default)		5.0
allowtableexpansion	(blank) y n	Show a toggle button to allow wide tables to overflow to the right of the content area rather than be scrollable in a limited-width area (not by default).	n	18.0
silent	(blank) y n	Show nothing if no items found (the table header and a 'No records found' message is shown by default).		4.0
url	url	<p>The link that will be on each main field when showlinks="y". Special values:</p> <p>url="mypage?itemId" - will link to the item based on its item ID</p> <p>url="mypage?tr_offset" - will link to the item based on its offset value</p> <p>url="sefurl" - will link to the item using itemX (where X is the item ID) for when SEFURL is being used</p> <p>vi_tpl - use to show the item without admin buttons and with a back button when using a template (Display > Section Format must be set to "Configured" in the tracker properties). Example:</p> <p>url="tiki-view_tracker_item.php?vi_tpl=wiki:PageName&itemId"</p> <p>ei_tpl - similar to vi_tpl except that admin buttons are shown for users with proper permissions when "Restrict non admins to wiki page access only" is set in the tracker properties.</p>		2.0, 3.0 for itemId, 11.0 for tr_offset, 14.0 for sefurl and vi_tpl

Create a form to filter tracker fields

Introduced in Tiki 1.

[Go to the source code](#)

Preferences required: feature_trackers, wikiplugin_trackerfilter

Parameters	Accepted Values	Description	Default	Since
calendartitle	text	Enter a title to display a calendar title (not set by default)		6.0
calendarbeginmonth	(blank) y n	Set whether calendar will begin at the beginning of the month (does by default).	y	6.0
calendardelta	(blank) +month -month +bimester -bimester	Set the calendar delta that will be shown (not set by default)		6.0
calendarpopup	(blank) y n	Calendar items will popup, overrides the stickypopup parameter if turned off (default is to pop up).	y	6.0
calendarviewmode	(blank) month bimester trimester quarter semester year	Calendar view type time span (default is month)	month	6.0
calendarviewnavbar	(blank) y n partial	Show calendar navigation bar (shown by default).	y	6.0
calendarstickypopup	(blank) y n	Calendar item popups will stay open if set to y (Yes). Not sticky by default	n	6.0
calendarfielddate	digits separator: :	Used to display items in a calendar view. One fieldId if one date, or 2 fieldIds separated with : for start:end		6.0

Create a form to filter tracker fields

Introduced in Tiki 1.

[Go to the source code](#)

Preferences required: feature_trackers, wikiplugin_trackerfilter

Parameters	Accepted Values	Description	Default	Since
export_action		Label for an export button. Leave blank to show the usual "Filter" button instead.		6.0
export_charset		Character set to be used if the Export CSV option is used	UTF-8	11.1

export_created	(blank) y n	Export the created date field if the Export CSV option is used	n	11.1
export_modif	(blank) y n	Export the modified date field if the Export CSV option is used	n	11.1
export_status	(blank) y n	Export the status field if the Export CSV option is used	n	11.1

Additional note on parameters

• Info on 'filters' parameter field formats:

- d: drop down list of all the values occurring for the field: only one value can be selected
- r: radio buttons of all the values occurring for the field: only one value can be selected
- m: multiple choice in the drop down list of all the values occurring for the field(a multiple choice acts as an OR between the values of the choice)
- c: checkbox (multiple choice) in the drop down list of all the values occurring for the field
- t: text entry: a text input where the user must enter a part of the text
If the text contains % like a%. it will search all the values beginning with % (can also do %a or a%b%c) or a* or *a
- T: text entry: a text input where the user must enter an exact value of the field
- i: text entry + initial: a list of initial that will directly filter on an initial. Note: if you use initial, not other field can be filtered
- sqlsearch: advanced mysql search (Tiki5): a list of fields where a mysql advanced search will be done - Note: the search is done field content per field content: It means if you query A B and A is in a field and B in another one you will not find the item. The syntax will be (1:2)/sqlsearch means 'do a advanced mysqlsearch on fields 1 and 2.
- > or < or >= or <=: comparison (Tiki6): the field will be compared using the format as operator. Ex: filters="1/>=" will find all the items with the field 1 bigger (for a numeric) or after (for a date) the value the user will give

• Notes on the use of the export option:

- if the export_action parameter is not empty then the basic functionality of the plugin is changed to allow designated fields and other parameters to be exported as a CSV file for ALL the tracker items with the substitution of the normal 'Filter' button by a custom button using the export_action text
- the fields that are exported are those specified in the 'fields' parameter
- other item values can be exported by setting the following parameters:
 - export_status is set to 'y' to show the status of the individual item in the CSV file (the default is 'n')
 - export_created is set to 'y' to show the item's creation date in the CSV file (the default is 'n')
 - export_modif is set to 'y' to show the item's modification date in the CSV file (the default is 'n')
 - export_charset can be set to the character set to be used in the export ie typically UTF-8 which is the default
- **Please note:** if the export_action parameter is not empty then there is currently a problem with using the plugin editor, since for the export option there is no need to set the filters parameter - but for normal use this is a required parameter. This exception is allowed for in the main plugin code but at present the plugin editor does not recognise the exception and will not complete the 'Insert' until this parameter is entered. It is therefore recommended that edits to the trackerfilter plugin are carried direct in the main editor(s) when using the export option.

- **url** replace tracker item url with the url you input in the field. You can include the Item Id. This is very useful combined with TrackerList and/or Pretty tracker to link the results of the tracker filter to another page (wiki or template) where the item will be displayed as single entity (using TrackerList plugin).

Use Case : Search and display tracker item in wiki pages without any relation to the trackers usual design (buttons, pagination, etc)

Set the plugin TrackerFilter in a wiki page to display and filter tracker item. Be sure it is working with the usual parameters and display items. Set the parameter Show Links to yes (showlinks="y") and in the parameter URL set

the page that will be used to display the item once the item link is clicked with the following `url="singleitem_tpl?itemId"` .

Create a second wiki page named "singleitem_tpl". In this page set the plugin TrackerList with the Tracker Id parameter and set for Wiki Page (`wiki="item_tpl"`).

Create a third page named `item_tpl` that you are now free to design the way you want that will display the item fields. That way you can design all the way the page using wiki syntax and CSS and the user will never have the feeling he is looking at a tracker or at trackers items.

Field types allowed

Field type	since tiki version
category - e	6, and probably earlier
drop-down list - d	6, and probably earlier
email - m	6, and probably earlier
text field - t	6, and probably earlier
textarea - a	6, and probably earlier
numeric field - n	6, and probably earlier
country - y	6, and probably earlier
user	6, and probably earlier
group	6, and probably earlier
item list	9, only as text
item link	9, only as text
auto-increment	9
freetags	9

Note:

For a drop-down list, the values of the drop down list will be displayed, For the other field types, the values found in the database will be displayed.

Examples

Trackerfilter with table sorter setting to perform calculations

As the data are filtered you can also perform calculation on the fly.

Here we add all the value of the last col.

```
{trackerfilter filters="273/d:431/d" displayList="y" noflipflop="y" trackerId="21" fields="273:268:269:435:431"
showlinks="y" shownbitems="y" showcreated="n" showlastmodif="n" showlastmodifby="n" status="o" max="-1"
editable="114" server="n" sortable="y" tsortcolumns="type:none|type:none|type:none|type:none|type:none"
tsfilters="type:text|type:nofilter|type:nofilter|type:nofilter|type:nofilter" tstotals=" || |type:col;formula:sum;label:total "
tstotaloptions="ignore|ignore|ignore|ignore|#,###"}

```

Checkbox










It can be interesting to use the checkbox capacity of trackerlist to do some action on some filtered items:

```
{trackerfilter filters="82/d:84" fields="82:83" checkbox="85/to/Email to checked/send/soho-send_message.php/soho-send_message.tpl"}
```

You can also get directly connected to the message box

```
{trackerfilter filters="82/m:84" fields="82:83" checkbox="85/to/Email to checked/xxx/messu-compose.php"}
```

Imagine a tracker

Tracker fields		New tracker field	Import/Export Tracker Fields	
Find	<input type="text"/>	<input type="button" value="Find"/>	<input type="text" value="25"/>	<input type="button" value="Reset"/>
ID	Name	Type	Options	Preview
 5	Rating	stars	1,2,3,4,5,10	
 2	Title	textarea	0,80,1,100,...y	
 4	User	user selector	1	
 7	Author	radio buttons	Anonymous,Username,Username	
 1	Summary	textarea	...,150	
 3	Text	textarea	1,80,20	
 6	Categories	category	11,m	
 9	Department	category	10,d	
 8	Region	category	12,d	

A search page like this

```
{trackerfilter trackerId="1" filters="5:6:9:8/d:(2:1:3)/sqlsearch" showlinks="y" fields="5:2:1" wiki="tracker ideas"}
```

The page will look like

Search

Filters

Rating

Any

Categories

Any

Department

Any

Region

Any

Text

Filter

and when you click on filter you will have something like this

Search

Filters

Rating

Any

Categories

Any

Department

Any

Region

Any

Text

wiki

Filter