

Plugin PrefDoc

This [wiki plugin](#) generates and displays preference documentation for use on doc.tiki.org website.

- This will automatically record and keep past preference versions.
- It automatically re-caches the current tiki preferences every time the version number increases (like from 17.0 to 17.1)
- You may force a re-cache by emptying all caches (will only re-load current version)
- If description, hint or help (link) are added to a new version of tiki, it populates past versions that are missing that information
- Images specified for past version of tiki be used for up to 5 newer versions if no other images exist
- Preference data is stored as it is in tiki to allow for maximum expansion in the future with backwards compatibility (like if color coding for basic-advanced-experimental was to be implemented etc.)
- Plugin visual appearance is independent from storage, allowing for dramatic future style changes.
- If an invalid, or non-existent tab-name is given, a list of available options will be presented.

Parameters

Generate documentation for Tiki preference tabs, mostly for use on the Tiki documentation website (doc.tiki.org).

Introduced in Tiki 17.

[Go to the source code](#)

Preferences required: `wikiplugin_prefdoc`

Parameters	Accepted Values	Description	Default	Since
<code>img</code>	text	Show images at the top of each version of Tiki. Format: TikiVersion:FileGalleryID. Multiple images may be separated like so: TikiVersion1:FileGalleryID1 TikiVersion2:FileGalleryID2.		17
<code>tab</code>	text	The name of the preference tab to display, or a list of available tabs upon invalid.		17
<code>section</code>	text	Show just a section of preferences of the tab. Specify the name of the section to show.		26

Example

Generate list of available preferences to display

This code:

{PREFDOC()/}

Display Look and Feel: General Layout, with images

There are 2 images specified. Tiki 17 image has a file gallery id of 33 and the Tiki 14 image has a file gallery id of 12.

This code:

```
{PREFDOC(tab="look-layout" img="17:33|14:12")/}
```






Option	Description	Default
Fixed width	Restrict the width of the site content area, in contrast to a liquid (full-width) layout.	Enabled
Layout width	The width of the site's content area (Bootstrap container div), centered in the browser window. 👉 <i>The default is 1170px.</i>	1170px
Site layout	Changes the template for the overall site layout 👉 <i>Important: when using the Classic Bootstrap (fixed top navbar) layout, be sure to set the fixed-top navbar height, below, to prevent content overlap.</i> ☰ Single Container Classic Tiki (3 containers - header, middle, footer) Classic Bootstrap (fixed top navbar)	Classic Bootstrap (fixed to...
Enable layout per page, etc.	Specify an alternate layout for a particular wiki page, etc. 🏠	Disabled
Fixed-top navbar height	For the Classic Bootstrap or equivalent layout, specify the height of the navbar in fixed position at the top of the page. The logo module image assigned to the top module zone will scale to display correctly here. 👉 <i>Clear the Tiki system cache for this change to take effect.</i>	90 px
Header bar and Address bar color	Change the color of header bar and address bar according to the theme.	Disabled
Default color mode	Change the default color mode for active theme ☰ auto dark light	Auto

Option	Description	Default
Admin layout	Specify which layout template to use for admin pages. ☰ Single Container Classic Tiki (3 containers - header, middle, footer) Classic Bootstrap (fixed top navbar)	Single Container
Site logo and title	Display a site logo image and/or title in the page header area. ⚠ <i>This setting is expected to be moved from here to the admin-modules page.</i>	Enabled
Logo source (image path)	This can be a conventional path to the image file, or the syntax for an image in a Tiki gallery.	img/tiki/Tiki_WCG.png
Logo title (on mouseover)	This appears as tool tip text. The site logo is also a link to the site index (top page).	Tiki-powered site
HTML "alt" tag description	Normally a description of the image, such as "Example.com logo" 👉 <i>Used by text browsers, screen readers, etc.</i>	Site Logo
Site logo upload icon	Display an icon for admins to be able to change or upload the site logo.	Enabled
Site title	The displayed title of the website.	None
Subtitle	A short phrase that, for example, describes the site.	None
Top module zone	Activate zone for modules such as site logo, log-in form, etc. (page header) ☰ Only if one or more modules are assigned Always Never	Only if one or more modules...
Topbar module zone	Activate zone for modules such as horizontal menu (navbar), search form, page-wide content, etc. ☰ Only if one or more modules are assigned Always Never	Only if one or more modules...
Page top module zone	Activate zone for modules such as breadcrumbs, banners, share icons, etc ☰ Only if one or more modules are assigned Always Never	Only if one or more modules...
Left column	👉 <i>Controls visibility of the left column of modules</i> ☰ Only if one or more modules are assigned Always User decides Never	User decides

Option	Description	Default
Right column	<p>👉 Controls visibility of the right column of modules</p> <p>☰ Only if one or more modules are assigned Always User decides Never</p>	User decides
Page bottom module zone	<p>Activate zone for modules at the bottom of the main column of each page</p> <p>☰ Only if one or more modules are assigned Always Never</p>	Only if one or more modules...
Bottom module zone	<p>Activate zone for modules such as "powered by" and "rss list" (page footer)</p> <p>☰ Only if one or more modules are assigned Always Never</p>	Only if one or more modules...
Module file	<p>Use a static module definition file instead of relying on the dynamic values generated by Tiki. Useful for custom themes. The file must be in YAML format, following the format used in profiles.</p>	None
Extra module zones available	<p>Extra module zones to be managed through the module administration interface. Useful if a custom theme or layout requires a special zone other than the predefined ones.</p> <p>👉 Comma-separated list, maximum of 20 characters per entry.</p>	None
Webmaster report	<p>Activate the feature to report a problematic page to the webmaster..</p>	Disabled
Webmaster email	<p>A specific email address can be set for receiving the webmaster reports.</p> <p>👉 Leave blank to use the default sender email</p>	None

Unable to load the jQuery Sortable Tables feature.

Option	Description	Default
Fixed width	<p>Restrict the width of the site content area, in contrast to a liquid (full-width) layout.</p>	Enabled
Layout width	<p>The width of the site's content area (Bootstrap container div), centered in the browser window.</p> <p>👉 The default is 1170px.</p>	1170px

Option	Description	Default
Site layout	<p>Changes the template for the overall site layout</p> <p> <i>Important: when using the Classic Bootstrap (fixed top navbar) layout, be sure to set the fixed-top navbar height, below, to prevent content overlap.</i></p> <p>☰ Single Container Classic Tiki (3 containers - header, middle, footer) Classic Bootstrap (fixed top navbar)</p>	Classic Bootstrap (fixed to...
Enable layout per page, etc.	Specify an alternate layout for a particular wiki page, etc. 	Disabled
Fixed-top navbar height	<p>For the Classic Bootstrap or equivalent layout, specify the height of the navbar in fixed position at the top of the page. The logo module image assigned to the top module zone will scale to display correctly here.</p> <p> <i>Clear the Tiki system cache for this change to take effect.</i></p>	90 px
Header bar and Address bar color	Change the color of header bar and address bar according to the theme.	Disabled
Admin layout	<p>Specify which layout template to use for admin pages.</p> <p>☰ Single Container Classic Tiki (3 containers - header, middle, footer) Classic Bootstrap (fixed top navbar)</p>	Single Container
Site logo and title	<p>Display a site logo image and/or title in the page header area.</p> <p> <i>This setting is expected to be moved from here to the admin-modules page.</i></p>	Enabled
Logo source (image path)	This can be a conventional path to the image file, or the syntax for an image in a Tiki gallery.	img/tiki/Tiki_WCG.png
Logo title (on mouseover)	This appears as tool tip text. The site logo is also a link to the site index (top page).	Tiki-powered site
HTML "alt" tag description	<p>Normally a description of the image, such as "Example.com logo"</p> <p> <i>Used by text browsers, screen readers, etc.</i></p>	Site Logo
Site logo upload icon	Display an icon for admins to be able to change or upload the site logo.	Enabled
Site title	The displayed title of the website.	None




Option	Description	Default
Subtitle	A short phrase that, for example, describes the site.	None
Top module zone	Activate zone for modules such as site logo, log-in form, etc. (page header) ☰ Only if one or more modules are assigned Always Never	Only if one or more modules...
Topbar module zone	Activate zone for modules such as horizontal menu (navbar), search form, page-wide content, etc. ☰ Only if one or more modules are assigned Always Never	Only if one or more modules...
Page top module zone	Activate zone for modules such as breadcrumbs, banners, share icons, etc ☰ Only if one or more modules are assigned Always Never	Only if one or more modules...
Left column	👉 <i>Controls visibility of the left column of modules</i> ☰ Only if one or more modules are assigned Always User decides Never	User decides
Right column	👉 <i>Controls visibility of the right column of modules</i> ☰ Only if one or more modules are assigned Always User decides Never	User decides
Page bottom module zone	Activate zone for modules at the bottom of the main column of each page ☰ Only if one or more modules are assigned Always Never	Only if one or more modules...
Bottom module zone	Activate zone for modules such as "powered by" and "rss list" (page footer) ☰ Only if one or more modules are assigned Always Never	Only if one or more modules...
Module file	Use a static module definition file instead of relying on the dynamic values generated by Tiki. Useful for custom themes. The file must be in YAML format, following the format used in profiles.	None

Option	Description	Default
Extra module zones available	Extra module zones to be managed through the module administration interface. Useful if a custom theme or layout requires a special zone other than the predefined ones. 👉 <i>Comma-separated list, maximum of 20 characters per entry.</i>	None
Webmaster report	Activate the feature to report a problematic page to the webmaster..	Disabled
Webmaster email	A specific email address can be set for receiving the webmaster reports. 👉 <i>Leave blank to use the default sender email</i>	None


Unable to load the jQuery Sortable Tables feature.









Option	Description	Default
Fixed width	Restrict the width of the site content area, in contrast to a liquid (full-width) layout.	Enabled
Layout width	The width of the site's content area (Bootstrap container div), centered in the browser window. 👉 <i>The default is 1170px.</i>	1170px
Site layout	Changes the template for the overall site layout 👉 <i>Important: when using the Classic Bootstrap (fixed top navbar) layout, be sure to set the fixed-top navbar height, below, to prevent content overlap.</i> ☰ Single Container Classic Tiki (3 containers - header, middle, footer) Classic Bootstrap (fixed top navbar)	Single Container
Enable layout per page, etc.	Specify an alternate layout for a particular wiki page, etc. 🧪	Disabled
Fixed-top navbar height	For the Classic Bootstrap or equivalent layout, specify the height of the navbar in fixed position at the top of the page. The logo module image assigned to the top module zone will scale to display correctly here. 👉 <i>Clear the Tiki system cache for this change to take effect.</i>	None
Header bar and Address bar color	Change the color of header bar and address bar according to the theme.	Disabled

Option	Description	Default
Admin layout	Specify which layout template to use for admin pages. ☰ Single Container Classic Tiki (3 containers - header, middle, footer) Classic Bootstrap (fixed top navbar)	Single Container
Site logo and title	Display a site logo image and/or title in the page header area. ⚠ <i>This setting is expected to be moved from here to the admin-modules page.</i>	Enabled
Logo source (image path)	This can be a conventional path to the image file, or the syntax for an image in a Tiki gallery.	img/tiki/Tiki_WCG.png
Logo title (on mouseover)	This appears as tool tip text. The site logo is also a link to the site index (top page).	Tiki-powered site
HTML "alt" tag description	Normally a description of the image, such as "Example.com logo" 👉 <i>Used by text browsers, screen readers, etc.</i>	Site Logo
Site logo upload icon	Display an icon for admins to be able to change or upload the site logo.	Enabled
Site title	The displayed title of the website.	None
Subtitle	A short phrase that, for example, describes the site.	None
Top module zone	Activate zone for modules such as site logo, log-in form, etc. (page header) ☰ Only if one or more modules are assigned Always Never	Only if one or more modules...
Topbar module zone	Activate zone for modules such as horizontal menu (navbar), search form, page-wide content, etc. ☰ Only if one or more modules are assigned Always Never	Only if one or more modules...
Page top module zone	Activate zone for modules such as breadcrumbs, banners, share icons, etc ☰ Only if one or more modules are assigned Always Never	Only if one or more modules...
Left column	👉 <i>Controls visibility of the left column of modules</i> ☰ Only if one or more modules are assigned Always User decides Never	User decides

Option	Description	Default
Right column	<p> Controls visibility of the right column of modules</p> <p>☰ Only if one or more modules are assigned Always User decides Never</p>	User decides
Page bottom module zone	<p>Activate zone for modules at the bottom of the main column of each page</p> <p>☰ Only if one or more modules are assigned Always Never</p>	Only if one or more modules...
Bottom module zone	<p>Activate zone for modules such as "powered by" and "rss list" (page footer)</p> <p>☰ Only if one or more modules are assigned Always Never</p>	Only if one or more modules...
Module file	Use a static module definition file instead of relying on the dynamic values generated by Tiki. Useful for custom themes. The file must be in YAML format, following the format used in profiles.	None
Extra module zones available	<p>Extra module zones to be managed through the module administration interface. Useful if a custom theme or layout requires a special zone other than the predefined ones.</p> <p> Comma-separated list, maximum of 20 characters per entry.</p>	None
Webmaster report	Activate the feature to report a problematic page to the webmaster..	Disabled
Webmaster email	<p>A specific email address can be set for receiving the webmaster reports.</p> <p> Leave blank to use the default sender email</p>	None

Unable to load the jQuery Sortable Tables feature.

Option	Description	Default
Fixed width	Restrict the width of the site content area, in contrast to a liquid (full-width) layout.	Enabled
Layout width	<p>The width of the content area of the site, centered in the browser window.</p> <p> for example, 960px</p>	1170px

Option	Description	Default
Site layout	<p>Changes the template for the overall site layout</p> <p> <i>Important: when using the Classic Bootstrap (fixed top navbar) layout, be sure to set the fixed-top navbar height, below, to prevent content overlap.</i></p> <p> Single Container Classic Tiki (3 containers - header, middle, footer) Classic Bootstrap (fixed top navbar)</p>	Single Container
Enable layout per page, etc.	Specify an alternate layout for a particular wiki page, etc. 	Disabled
Admin layout	<p>Specify which layout template to use for admin pages.</p> <p> Single Container Classic Tiki (3 containers - header, middle, footer) Classic Bootstrap (fixed top navbar)</p>	Single Container
Site logo and title	<p>Display a site logo image and/or title in the page header area.</p> <p> <i>This setting is expected to be moved from here to the admin-modules page.</i></p>	Enabled
Logo source (image path)	This can be a conventional path to the image file, or the syntax for an image in a Tiki gallery.	img/tiki/Tiki_WCG.png
Site icon	<p>This is used in narrow (top to bottom) page headers. In some layouts, the image is scaled down to fit in the available space.</p> <p> <i>Recommended image height: 32 pixel</i></p>	img/tiki/tikilogo_icon.png
Logo background color	<p>A legacy option to add a background color to the div that contains the logo image.</p> <p> <i>Examples: 1) silver - 2) #fff</i></p>	Transparent
Logo title (on mouseover)	This appears as tool tip text. The site logo is also a link to the site index (top page).	Tiki powered site
HTML "alt" tag description	<p>Normally a description of the image, such as "Example.com logo"</p> <p> <i>Used by text browsers, screen readers, etc.</i></p>	Site Logo
Site title	The displayed title of the website.	None
Subtitle	A short phrase that, for example, describes the site.	None

Option	Description	Default
Top module zone	<p>Activate zone for modules such as site logo, log-in form, etc. (page header)</p> <p>☰ Only if one or more modules are assigned Always Never</p>	Only if one or more modules...
Topbar module zone	<p>Activate zone for modules such as horizontal menu (navbar), search form, page-wide content, etc.</p> <p>☰ Only if one or more modules are assigned Always Never</p>	Only if one or more modules...
Page top module zone	<p>Activate zone for modules such as breadcrumbs, banners, share icons, etc</p> <p>☰ Only if one or more modules are assigned Always Never</p>	Only if one or more modules...
Left column	<p>👉 <i>Controls visibility of the left column of modules</i></p> <p>☰ Only if one or more modules are assigned Always User decides Never</p>	User decides
Right column	<p>👉 <i>Controls visibility of the right column of modules</i></p> <p>☰ Only if one or more modules are assigned Always User decides Never</p>	User decides
Page bottom module zone	<p>Activate zone for modules at the bottom of the main column of each page</p> <p>☰ Only if one or more modules are assigned Always Never</p>	Only if one or more modules...
Bottom module zone	<p>Activate zone for modules such as "powered by" and "rss list" (page footer)</p> <p>☰ Only if one or more modules are assigned Always Never</p>	Only if one or more modules...
Module file	<p>Use a static module definition file instead of relying on the dynamic values generated by Tiki. Useful for custom themes. The file must be in YAML format, following the format used in profiles.</p>	None
Extra module zones available	<p>Extra module zones to be managed through the module administration interface. Useful if a custom theme or layout requires a special zone other than the predefined ones.</p> <p>👉 <i>Comma-separated list, maximum of 20 characters per entry.</i></p>	None

Option	Description	Default
Webmaster report	Activate the feature to report a problematic page to the webmaster..	Disabled
Webmaster email	A specific email address can be set for receiving the webmaster reports. 👉 <i>Leave blank to use the default sender email</i>	None

Unable to load the jQuery Sortable Tables feature.

Option	Description	Default
Fixed width	Restrict the width of the site content area, in contrast to a liquid (full-width) layout.	Enabled
Layout width	The width of the content area of the site, centered in the browser window. 👉 <i>for example, 960px</i>	1170px
Site layout	Changes the template for the overall site layout 👉 <i>Important: when using the Classic Bootstrap (fixed top navbar) layout, be sure to set the fixed-top navbar height, below, to prevent content overlap.</i> ☰ Single Container Classic Tiki (3 containers - header, middle, footer) Classic Bootstrap (fixed top navbar)	Single Container
Enable layout per page, etc.	Specify an alternate layout for a particular wiki page, etc. 🏠	Disabled
Admin layout	Specify which layout template to use for admin pages. ☰ Single Container Classic Tiki (3 containers - header, middle, footer) Classic Bootstrap (fixed top navbar)	Single Container
Site logo and title	Display a site logo image and/or title in the page header area. ⚠️ <i>This setting is expected to be moved from here to the admin-modules page.</i>	Enabled
Logo source (image path)	This can be a conventional path to the image file, or the syntax for an image in a Tiki gallery.	img/tiki/Tiki_WCG.png

Option	Description	Default
Site icon	This is used in narrow (top to bottom) page headers. In some layouts, the image is scaled down to fit in the available space. 👉 <i>Recommended image height: 32 pixel</i>	img/tiki/tikilogo_icon.png
Logo background color	A legacy option to add a background color to the div that contains the logo image. 👉 <i>Examples: 1) silver - 2) #fff</i>	Transparent
Logo title (on mouseover)	This appears as tool tip text. The site logo is also a link to the site index (top page).	Tiki powered site
HTML "alt" tag description	Normally a description of the image, such as "Example.com logo" 👉 <i>Used by text browsers, screen readers, etc.</i>	Site Logo
Site title	The displayed title of the website.	None
Subtitle	A short phrase that, for example, describes the site.	None
Top module zone	Activate zone for modules such as site logo, log-in form, etc. (page header) ☰ Only if one or more modules are assigned Always Never	Only if one or more modules...
Topbar module zone	Activate zone for modules such as horizontal menu (navbar), search form, page-wide content, etc. ☰ Only if one or more modules are assigned Always Never	Only if one or more modules...
Page top module zone	Activate zone for modules such as breadcrumbs, banners, share icons, etc ☰ Only if one or more modules are assigned Always Never	Only if one or more modules...
Left column	👉 <i>Controls visibility of the left column of modules</i> ☰ Only if one or more modules are assigned Always User decides Never	User decides
Right column	👉 <i>Controls visibility of the right column of modules</i> ☰ Only if one or more modules are assigned Always User decides Never	User decides

Option	Description	Default
Page bottom module zone	<p>Activate zone for modules at the bottom of the main column of each page</p> <p>☰ Only if one or more modules are assigned Always Never</p>	Only if one or more modules...
Bottom module zone	<p>Activate zone for modules such as "powered by" and "rss list" (page footer)</p> <p>☰ Only if one or more modules are assigned Always Never</p>	Only if one or more modules...
Module file	<p>Use a static module definition file instead of relying on the dynamic values generated by Tiki. Useful for custom themes. The file must be in YAML format, following the format used in profiles.</p>	None
Extra module zones available	<p>Extra module zones to be managed through the module administration interface. Useful if a custom theme or layout requires a special zone other than the predefined ones.</p> <p>👉 <i>Comma-separated list, maximum of 20 characters per entry.</i></p>	None
Webmaster report	<p>Activate the feature to report a problematic page to the webmaster..</p>	Disabled
Webmaster email	<p>A specific email address can be set for receiving the webmaster reports.</p> <p>👉 <i>Leave blank to use the default sender email</i></p>	None

Unable to load the jQuery Sortable Tables feature.