

## Plugin Mini Quiz

Use this [wiki plugin](#) to create a quiz using a [tracker](#). This is similar but different than the [Quiz](#) feature.

## Parameters

Create a quiz using a tracker

*Introduced in Tiki 1. Required parameters are in **bold**.*

[Go to the source code](#)

*Preferences required:* feature\_trackers, wikiplugin\_miniquiz

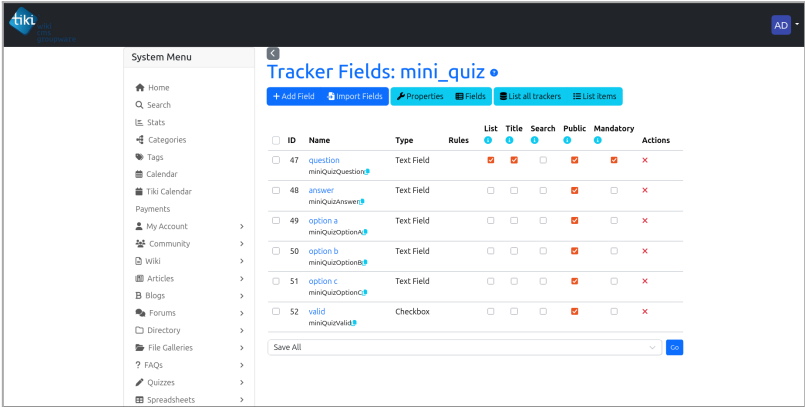
Parameters	Accepted Values	Description	Default	Since
(body of plugin)		Instructions::Feedback		
<b>trackerId</b>		Numeric value representing the miniquiz tracker ID		1

The tracker must have the following fields:

Field	Type	Purpose
<i>question</i>	text field	the question
<i>answer</i>	text field	correct answer
<i>option a</i>	text field	false answer
<i>option b</i>	text field	false answer
<i>option c</i>	text field	false answer
<i>valid</i>	checkbox field	indicates that the tracker item is to be used as a quiz item

# Examples

Here's a screenshot of a tracker set up for a quiz:

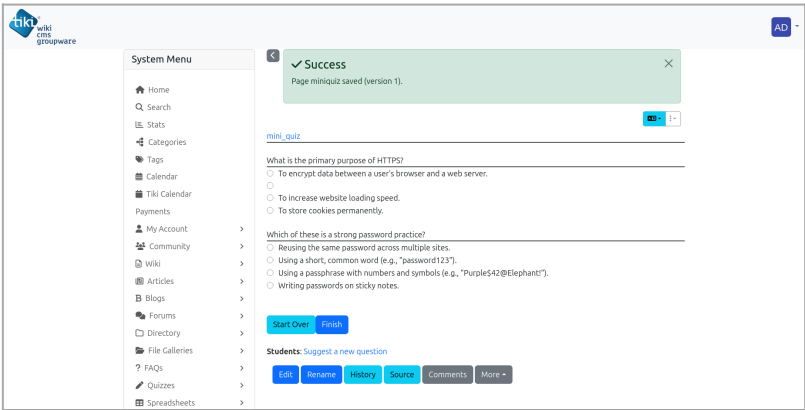


Click to expand

Each question must be an item with valid checked. For instance, if the tracker miniquiz has 2 items, the plugin will display

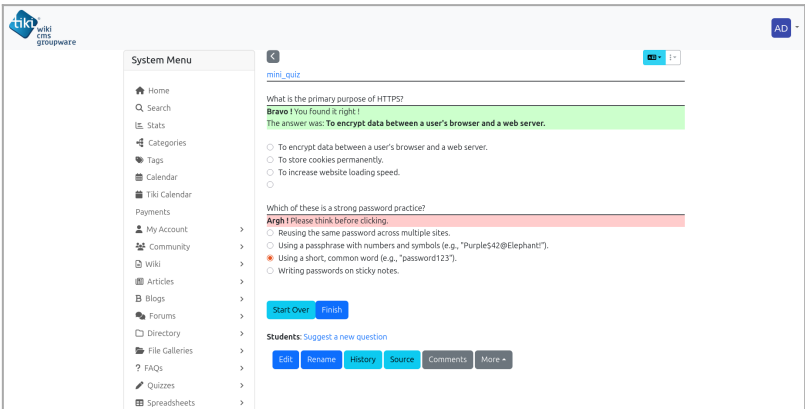
## Code usage:

```
{miniquiz trackerId=}
```



Click to expand

and the result can be



Click to expand