

## Module user\_bookmarks

This module presents the current logged in users's [Bookmarks](#) in a sidebar module.

To add a new bookmark, give the name your bookmark will have and click on "mark". The bookmark will be added to the current to the current folder

To create a new folder, give the name the folder will have and click on "new"

## Parameters

Lightweight interface to user bookmarks, enabling to view them concisely, do some manipulations and bookmark the page being viewed

[Go to the source code](#)

*Preferences required:* feature\_user\_bookmarks

**Parameters**

*no parameters*

## Usage




Add this code in wiki page :

```
{module module="user_bookmarks"}
```

Would produce :

**bookmarks**

**Bookmarks**

-  new folder
-  another folder
-  last folder
- [mark 1](#) (x)
- [mark 1](#) (x)

Click to expand