

# Module Administration page

## Overview

Use this page to configure the site-wide settings for Tiki modules.

### Related Topics

- [Module](#)
- [Bugs and Wishes](#)

## To access






Click the **Module** icon  on the [Admin Panel](#)

or

Access **<http://example.org/tiki-admin.php?page=module>**

## Note

To configure specific modules, select **Admin > Modules** from the main menu.

Option	Description	Default
<a href="#">Show module controls</a>	Enable controls in modules	Disabled
<a href="#">Users can configure modules</a>	Modules aren't reflected in the screen until they are configured on MyAccount->Modules, including for the admin user 	Disabled
<a href="#">Users can open and close the modules</a>	Allows users to open and close modules using the icon in the module header.  Always   Module decides   Never	Module decides
<a href="#">Always display modules to all groups</a>	Any setting for the Groups parameter will be ignored and the module will be displayed to all users.	Disabled
Hide anonymous-only modules from registered users	If an individual module is assigned to the Anonymous group, the module will be displayed only to anonymous visitors. Registered users will not see the module.	Disabled
Hide anonymous-only modules from Admins		Disabled
<a href="#">Top module zone</a>	Activate zone for modules such as site logo, log-in form, etc. (page header)  Only if one or more modules are assigned   Always   Never	Only if one or more modules...
<a href="#">Topbar module zone</a>	Activate zone for modules such as horizontal menu (navbar), search form, page-wide content, etc.  Only if one or more modules are assigned   Always   Never	Only if one or more modules...
<a href="#">Page top module zone</a>	Activate zone for modules such as breadcrumbs, banners, share icons, etc  Only if one or more modules are assigned   Always   Never	Only if one or more modules...

Option	Description	Default
Left column	Controls visibility of the left column of modules ☰ Only if one or more modules are assigned   Always   User decides   Never	User decides
Right column	Controls visibility of the right column of modules ☰ Only if one or more modules are assigned   Always   User decides   Never	User decides
Page bottom module zone	Activate zone for modules at the bottom of the main column of each page ☰ Only if one or more modules are assigned   Always   Never	Only if one or more modules...
Bottom module zone	Activate zone for modules such as "powered by" and "rss list" (page footer) ☰ Only if one or more modules are assigned   Always   Never	Only if one or more modules...
Module file	Use a static module definition file instead of relying on the dynamic values generated by Tiki. Useful for custom themes. The file must be in YAML format, following the format used in profiles.	None
Extra module zones available	Extra module zones to be managed through the module administration interface. Useful if a custom theme or layout requires a special zone other than the predefined ones. <i>Comma-separated list, maximum of 20 characters per entry.</i>	None

Option	Description	Default
Show module controls	Enable controls in modules	Disabled
Users can configure modules	Modules aren't reflected in the screen until they are configured on MyAccount->Modules, including for the admin user 🗑️	Disabled
Users can open and close the modules	Allows users to open and close modules using the icon in the module header. ☰ Always   Module decides   Never	Module decides
Always display modules to all groups	Any setting for the Groups parameter will be ignored and the module will be displayed to all users.	Disabled
Hide anonymous-only modules from registered users	If an individual module is assigned to the Anonymous group, the module will be displayed only to anonymous visitors. Registered users will not see the module.	Disabled

Option	Description	Default
Hide anonymous-only modules from Admins		Disabled
Top module zone	Activate zone for modules such as site logo, log-in form, etc. (page header) ☰ Only if one or more modules are assigned   Always   Never	Only if one or more modules...
Topbar module zone	Activate zone for modules such as horizontal menu (navbar), search form, page-wide content, etc. ☰ Only if one or more modules are assigned   Always   Never	Only if one or more modules...
Page top module zone	Activate zone for modules such as breadcrumbs, banners, share icons, etc ☰ Only if one or more modules are assigned   Always   Never	Only if one or more modules...
Left column	<i>Controls visibility of the left column of modules</i> ☰ Only if one or more modules are assigned   Always   User decides   Never	User decides
Right column	<i>Controls visibility of the right column of modules</i> ☰ Only if one or more modules are assigned   Always   User decides   Never	User decides
Page bottom module zone	Activate zone for modules at the bottom of the main column of each page ☰ Only if one or more modules are assigned   Always   Never	Only if one or more modules...
Bottom module zone	Activate zone for modules such as "powered by" and "rss list" (page footer) ☰ Only if one or more modules are assigned   Always   Never	Only if one or more modules...
Module file	Use a static module definition file instead of relying on the dynamic values generated by Tiki. Useful for custom themes. The file must be in YAML format, following the format used in profiles.	None
Extra module zones available	Extra module zones to be managed through the module administration interface. Useful if a custom theme or layout requires a special zone other than the predefined ones. <i>Comma-separated list, maximum of 20 characters per entry.</i>	None

Option	Description	Default
Show module controls	Enable controls in modules	Disabled
Users can configure modules	Modules aren't reflected in the screen until they are configured on MyAccount->Modules, including for the admin user 🗸	Disabled

Option	Description	Default
Users can open and close the modules	Allows users to open and close modules using the icon in the module header. ☰ Always   Module decides   Never	Module decides
Always display modules to all groups	Any setting for the Groups parameter will be ignored and the module will be displayed to all users.	Disabled
Hide anonymous-only modules from registered users	If an individual module is assigned to the Anonymous group, the module will be displayed only to anonymous visitors. Registered users will not see the module.	Disabled
Hide anonymous-only modules from Admins		Disabled
Top module zone	Activate zone for modules such as site logo, log-in form, etc. (page header) ☰ Only if one or more modules are assigned   Always   Never	Only if one or more modules...
Topbar module zone	Activate zone for modules such as horizontal menu (navbar), search form, page-wide content, etc. ☰ Only if one or more modules are assigned   Always   Never	Only if one or more modules...
Page top module zone	Activate zone for modules such as breadcrumbs, banners, share icons, etc ☰ Only if one or more modules are assigned   Always   Never	Only if one or more modules...
Left column	<i>Controls visibility of the left column of modules</i> ☰ Only if one or more modules are assigned   Always   User decides   Never	User decides
Right column	<i>Controls visibility of the right column of modules</i> ☰ Only if one or more modules are assigned   Always   User decides   Never	User decides
Page bottom module zone	Activate zone for modules at the bottom of the main column of each page ☰ Only if one or more modules are assigned   Always   Never	Only if one or more modules...
Bottom module zone	Activate zone for modules such as "powered by" and "rss list" (page footer) ☰ Only if one or more modules are assigned   Always   Never	Only if one or more modules...
Module file	Use a static module definition file instead of relying on the dynamic values generated by Tiki. Useful for custom themes. The file must be in YAML format, following the format used in profiles.	None

Option	Description	Default
Extra module zones available	Extra module zones to be managed through the module administration interface. Useful if a custom theme or layout requires a special zone other than the predefined ones. <i>Comma-separated list, maximum of 20 characters per entry.</i>	None

Option	Description	Default
Show module controls	Enable controls in modules	Disabled
Users can configure modules	Modules aren't reflected in the screen until they are configured on MyAccount->Modules, including for the admin user 	Disabled
Users can open and close the modules	Allows users to open and close modules using the icon in the module header.  Always   Module decides   Never	Module decides
Always display modules to all groups	Any setting for the Groups parameter will be ignored and the module will be displayed to all users.	Disabled
Hide anonymous-only modules from registered users	If an individual module is assigned to the Anonymous group, the module will be displayed only to anonymous visitors. Registered users will not see the module.	Disabled
Hide anonymous-only modules from Admins		Disabled
Top module zone	Activate zone for modules such as site logo, log-in form, etc. (page header)  Only if one or more modules are assigned   Always   Never	Only if one or more modules...
Topbar module zone	Activate zone for modules such as horizontal menu (navbar), search form, page-wide content, etc.  Only if one or more modules are assigned   Always   Never	Only if one or more modules...
Page top module zone	Activate zone for modules such as breadcrumbs, banners, share icons, etc  Only if one or more modules are assigned   Always   Never	Only if one or more modules...
Left column	<i>Controls visibility of the left column of modules</i>  Only if one or more modules are assigned   Always   User decides   Never	User decides
Right column	<i>Controls visibility of the right column of modules</i>  Only if one or more modules are assigned   Always   User decides   Never	User decides

Option	Description	Default
<a href="#">Page bottom module zone</a>	Activate zone for modules at the bottom of the main column of each page ☰ Only if one or more modules are assigned   Always   Never	Only if one or more modules...
<a href="#">Bottom module zone</a>	Activate zone for modules such as "powered by" and "rss list" (page footer) ☰ Only if one or more modules are assigned   Always   Never	Only if one or more modules...
Module file	Use a static module definition file instead of relying on the dynamic values generated by Tiki. Useful for custom themes. The file must be in YAML format, following the format used in profiles.	None
Extra module zones available	Extra module zones to be managed through the module administration interface. Useful if a custom theme or layout requires a special zone other than the predefined ones. <i>Comma-separated list, maximum of 20 characters per entry.</i>	None










Option	Description	Default
<a href="#">Show module controls</a>	Enable controls in modules	Disabled
<a href="#">Users can configure modules</a>	Modules aren't reflected in the screen until they are configured on MyAccount->Modules, including for the admin user 🗑️	Disabled
<a href="#">Users can open and close the modules</a>	Allows users to open and close modules using the icon in the module header. ☰ Always   Module decides   Never	Module decides
<a href="#">Always display modules to all groups</a>	Any setting for the Groups parameter will be ignored and the module will be displayed to all users.	Disabled
Hide anonymous-only modules from registered users	If an individual module is assigned to the Anonymous group, the module will be displayed only to anonymous visitors. Registered users will not see the module.	Disabled
Hide anonymous-only modules from Admins		Disabled
<a href="#">Top module zone</a>	Activate zone for modules such as site logo, log-in form, etc. (page header) ☰ Only if one or more modules are assigned   Always   Never	Only if one or more modules...

Option	Description	Default
Topbar module zone	Activate zone for modules such as horizontal menu (navbar), search form, page-wide content, etc. ☰ Only if one or more modules are assigned   Always   Never	Only if one or more modules...
Page top module zone	Activate zone for modules such as breadcrumbs, banners, share icons, etc ☰ Only if one or more modules are assigned   Always   Never	Only if one or more modules...
Left column	<i>Controls visibility of the left column of modules</i> ☰ Only if one or more modules are assigned   Always   User decides   Never	User decides
Right column	<i>Controls visibility of the right column of modules</i> ☰ Only if one or more modules are assigned   Always   User decides   Never	User decides
Page bottom module zone	Activate zone for modules at the bottom of the main column of each page ☰ Only if one or more modules are assigned   Always   Never	Only if one or more modules...
Bottom module zone	Activate zone for modules such as "powered by" and "rss list" (page footer) ☰ Only if one or more modules are assigned   Always   Never	Only if one or more modules...
Module file	Use a static module definition file instead of relying on the dynamic values generated by Tiki. Useful for custom themes. The file must be in YAML format, following the format used in profiles.	None
Extra module zones available	Extra module zones to be managed through the module administration interface. Useful if a custom theme or layout requires a special zone other than the predefined ones. <i>Comma-separated list, maximum of 20 characters per entry.</i>	None






Option	Description	Default
Show module controls	Enable controls in modules	Disabled
Users can configure modules	Modules aren't reflected in the screen until they are configured on MyAccount->Modules, including for the admin user 🗸	Disabled
Users can open and close the modules	Allows users to open and close modules using the icon in the module header. ☰ Always   Module decides   Never	Module decides
Always display modules to all groups	Any setting for the Groups parameter will be ignored and the module will be displayed to all users.	Disabled

Option	Description	Default
Hide anonymous-only modules from registered users	If an individual module is assigned to the Anonymous group, the module will be displayed only to anonymous visitors. Registered users will not see the module.	Disabled
Hide anonymous-only modules from Admins		Disabled
Top module zone	Activate zone for modules such as site logo, log-in form, etc. (page header) ☰ Only if one or more modules are assigned   Always   Never	Only if one or more modules...
Topbar module zone	Activate zone for modules such as horizontal menu (navbar), search form, page-wide content, etc. ☰ Only if one or more modules are assigned   Always   Never	Only if one or more modules...
Page top module zone	Activate zone for modules such as breadcrumbs, banners, share icons, etc ☰ Only if one or more modules are assigned   Always   Never	Only if one or more modules...
Left column	<i>Controls visibility of the left column of modules</i> ☰ Only if one or more modules are assigned   Always   User decides   Never	User decides
Right column	<i>Controls visibility of the right column of modules</i> ☰ Only if one or more modules are assigned   Always   User decides   Never	User decides
Page bottom module zone	Activate zone for modules at the bottom of the main column of each page ☰ Only if one or more modules are assigned   Always   Never	Only if one or more modules...
Bottom module zone	Activate zone for modules such as "powered by" and "rss list" (page footer) ☰ Only if one or more modules are assigned   Always   Never	Only if one or more modules...
Module file	Use a static module definition file instead of relying on the dynamic values generated by Tiki. Useful for custom themes. The file must be in YAML format, following the format used in profiles.	None
Extra module zones available	Extra module zones to be managed through the module administration interface. Useful if a custom theme or layout requires a special zone other than the predefined ones. <i>Comma-separated list, maximum of 20 characters per entry.</i>	None




Option	Description	Default
Show module controls	Enable controls in modules	Disabled
Users can configure modules	Modules won't be reflected in the screen until you configure them from MyTiki->Modules, including the admin user 	Disabled
Users can open and close the modules	Allows users to open and close modules using the icon in the module header.  Always   Module decides   Never	Module decides
Always display modules to all groups	Any setting for the Groups parameter will be ignored and the module will be displayed to all users.	Disabled
Hide anonymous-only modules from registered users	If an individual module is assigned to the Anonymous group, the module will be displayed only to anonymous visitors. Registered users will not see the module.	Disabled
Hide anonymous-only modules from Admins		Disabled
Top module zone	Visibility of horizontal zone for modules such as site logo, log-in form, etc. (page header)  Only if one or more modules are assigned   Always   Never	Only if one or more modules...
Topbar module zone	Visibility of horizontal zone for modules such as menu (navbar), search form, full-width content, etc.  Only if one or more modules are assigned   Always   Never	Only if one or more modules...
Page top module zone	Visibility of horizontal zone above main page area for modules such as breadcrumbs, banners, share icons, etc  Only if one or more modules are assigned   Always   Never	Only if one or more modules...
Left column	<i>Controls visibility of the left column of modules</i>  Only if one or more modules are assigned   Always   User decides   Never	Only if one or more modules...
Right column	<i>Controls visibility of the right column of modules</i>  Only if one or more modules are assigned   Always   User decides   Never	Only if one or more modules...
Page bottom module zone	Visibility of horizontal zone below the main page area for modules such as banners or other information  Only if one or more modules are assigned   Always   Never	Only if one or more modules...
Bottom module zone	Visibility of horizontal zone for modules such as "powered by" and "rss list" (page footer)  Only if one or more modules are assigned   Always   Never	Only if one or more modules...


Option	Description	Default
Module file	Use a static module definition file instead of relying on the dynamic values generated by Tiki. Useful for custom themes. The file must be in YAML format, following the format used in profiles.	None
Extra module zones available	Extra module zones to be managed through the module administration interface. Useful if a custom theme or layout requires a special zone other than the predefined ones. <i>Comma-separated list, maximum of 20 characters per entry.</i>	None

Option	Description	Default
Show module controls	Enable controls in modules	Disabled
Users can configure modules	Modules won't be reflected in the screen until you configure them from MyTiki->Modules, including the admin user 	Disabled
Users can open and close the modules	Allows users to open and close modules using the icon in the module header.  Always   Module decides   Never	Module decides
Always display modules to all groups	Any setting for the Groups parameter will be ignored and the module will be displayed to all users.	Disabled
Hide anonymous-only modules from registered users	If an individual module is assigned to the Anonymous group, the module will be displayed only to anonymous visitors. Registered users will not see the module.	Disabled
Hide anonymous-only modules from Admins		Disabled
Top module zone	Activate zone for modules such as site logo, log-in form, etc. (page header)  Only if one or more modules are assigned   Always   Never	Only if one or more modules...
Topbar module zone	Activate zone for modules such as horizontal menu (navbar), search form, page-wide content, etc.  Only if one or more modules are assigned   Always   Never	Only if one or more modules...
Page top module zone	Activate zone for modules such as breadcrumbs, banners, share icons, etc  Only if one or more modules are assigned   Always   Never	Only if one or more modules...

Option	Description	Default
Left column	Controls visibility of the left column of modules ☰ Only if one or more modules are assigned   Always   User decides   Never	Only if one or more modules...
Right column	Controls visibility of the right column of modules ☰ Only if one or more modules are assigned   Always   User decides   Never	Only if one or more modules...
Page bottom module zone	Activate zone for modules at the bottom of the main column of each page ☰ Only if one or more modules are assigned   Always   Never	Only if one or more modules...
Bottom module zone	Activate zone for modules such as “powered by” and “rss list” (page footer) ☰ Only if one or more modules are assigned   Always   Never	Only if one or more modules...
Module file	Use a static module definition file instead of relying on the dynamic values generated by Tiki. Useful for custom themes. The file must be in YAML format, following the format used in profiles.	None
Extra module zones available	Extra module zones to be managed through the module administration interface. Useful if your custom theme requires a special zone other than the predefined ones. <i>Comma-separated list, maximum of 20 characters per entry.</i>	None

Option	Description	Default
Show module controls	Enable controls in modules	Disabled
Users can configure modules	Modules won't be reflected in the screen until you configure them from MyTiki->Modules, including the admin user 	Disabled
Users can open and close the modules	Allows users to open and close modules using the icon in the module header. ☰ Always   Module decides   Never	Module decides
Always display modules to all groups	Any setting for the Groups parameter will be ignored and the module will be displayed to all users.	Disabled
Hide anonymous-only modules from registered users	If an individual module is assigned to the Anonymous group, the module will be displayed only to anonymous visitors. Registered users will not see the module.	Disabled

Option	Description	Default
Hide anonymous-only modules from Admins		Disabled
Top module zone	Activate zone for modules such as site logo, log-in form, etc. (page header) ☰ Only if one or more modules are assigned   Always   Never	Only if one or more modules...
Topbar module zone	Activate zone for modules such as horizontal menu (navbar), search form, page-wide content, etc. ☰ Only if one or more modules are assigned   Always   Never	Only if one or more modules...
Page top module zone	Activate zone for modules such as breadcrumbs, banners, share icons, etc ☰ Only if one or more modules are assigned   Always   Never	Only if one or more modules...
Left column	<i>Controls visibility of the left column of modules</i> ☰ Only if one or more modules are assigned   Always   User decides   Never	Only if one or more modules...
Right column	<i>Controls visibility of the right column of modules</i> ☰ Only if one or more modules are assigned   Always   User decides   Never	Only if one or more modules...
Page bottom module zone	Activate zone for modules at the bottom of the main column of each page ☰ Only if one or more modules are assigned   Always   Never	Only if one or more modules...
Bottom module zone	Activate zone for modules such as "powered by" and "rss list" (page footer) ☰ Only if one or more modules are assigned   Always   Never	Only if one or more modules...
Module file	Use a static module definition file instead of relying on the dynamic values generated by Tiki. Useful for custom themes. The file must be in YAML format, following the format used in profiles.	None
Extra module zones available	Extra module zones to be managed through the module administration interface. Useful if your custom theme requires a special zone other than the predefined ones. <i>Comma-separated list, maximum of 20 characters per entry.</i>	None

Option	Description	Default
Show module controls	Enable controls in modules	Disabled
Users can configure modules	Modules won't be reflected in the screen until you configure them from MyTiki->Modules, including the admin user 	Disabled

Option	Description	Default
Users can open and close the modules	Allows users to open and close modules using the icon in the module header. ☰ Always   Module decides   Never	Module decides
Always display modules to all groups	Any setting for the Groups parameter will be ignored and the module will be displayed to all users.	Disabled
Hide anonymous-only modules from registered users	If an individual module is assigned to the Anonymous group, the module will be displayed only to anonymous visitors. Registered users will not see the module.	Disabled
Hide anonymous-only modules from Admins		Disabled
Top module zone	Activate zone for modules such as site logo, log-in form, etc. (page header) ☰ Only if one or more modules are assigned   Always   Never	Only if one or more modules...
Topbar module zone	Activate zone for modules such as horizontal menu (navbar), search form, page-wide content, etc. ☰ Only if one or more modules are assigned   Always   Never	Only if one or more modules...
Page top module zone	Activate zone for modules such as breadcrumbs, banners, share icons, etc ☰ Only if one or more modules are assigned   Always   Never	Only if one or more modules...
Left column	<i>Controls visibility of the left column of modules</i> ☰ Only if one or more modules are assigned   Always   User decides   Never	Only if one or more modules...
Right column	<i>Controls visibility of the right column of modules</i> ☰ Only if one or more modules are assigned   Always   User decides   Never	Only if one or more modules...
Page bottom module zone	Activate zone for modules at the bottom of the main column of each page ☰ Only if one or more modules are assigned   Always   Never	Only if one or more modules...
Bottom module zone	Activate zone for modules such as "powered by" and "rss list" (page footer) ☰ Only if one or more modules are assigned   Always   Never	Only if one or more modules...
Module file	Use a static module definition file instead of relying on the dynamic values generated by Tiki. Useful for custom themes. The file must be in YAML format, following the format used in profiles.	None

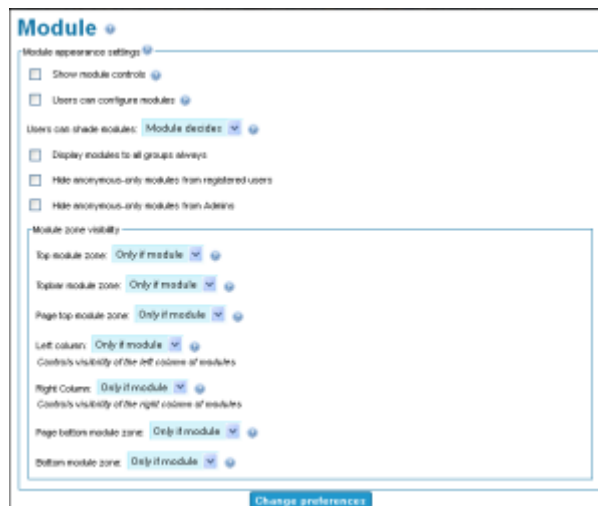
Option	Description	Default
Extra module zones available	Extra module zones to be managed through the module administration interface. Useful if your custom theme requires a special zone other than the predefined ones. <i>Comma-separated list, maximum of 20 characters per entry.</i>	None

Option	Description	Default
Show module controls	enable controls in modules	Disabled
Users can configure modules	Modules won't be reflected in the screen until you configure them from MyTiki->Modules, including the admin user	Disabled
Users can shade modules	Allows users to hide/show modules. ☰ Always   Module decides   Never	Module decides
Display modules to all groups always	Any setting for the Groups parameter will be ignored and the module will be displayed to all users.	Disabled
Hide anonymous-only modules from registered users	If an individual module is assigned to the Anonymous group, the module will be displayed only to anonymous visitors. Registered users will not see the module.	Disabled
Hide anonymous-only modules from Admins		Disabled
Top module zone	Visibility of area to keep modules such as logo, login etc (header) ☰ Only if module   Always   Never	Only if module
Topbar module zone	Visibility of area for modules such as main horizontal menu, search form, page-wide content, etc. ☰ Only if module   Always   Never	Only if module
Page top module zone	Visibility of area to keep modules such as share etc ☰ Only if module   Always   Never	Only if module
Left column	<i>Controls visibility of the left column of modules</i> ☰ Only if module   Always   User Decides   Never	Only if module
Right Column	<i>Controls visibility of the right column of modules</i> ☰ Only if module   Always   User Decides   Never	Only if module
Page bottom module zone	Visibility of area to keep modules at the foot of each page ☰ Only if module   Always   Never	Only if module

Option	Description	Default
<a href="#">Bottom module zone</a>	Visibility of area to keep modules such as "powered by" and "rss list" (footer) ☰ Only if module   Always   Never	Only if module
Module file	Use a static module definition file instead of relying on the dynamic values generated by Tiki. Useful for custom themes. The file must be in YAML format, following the format used in profiles.	None
Extra module zones available	Extra module zones to be managed through the module administration interface. Useful if your custom theme requires a special zone other than the predefined ones. <i>Comma-separated list, 20 characters max per entry.</i>	None

Option	Description	Default
<a href="#">Show module controls</a>	enable controls in modules	Disabled
<a href="#">Users can configure modules</a>	Modules won't be reflected in the screen until you configure them from MyTiki->Modules, including the admin user	Disabled
<a href="#">Users can shade modules</a>	Allows users to hide/show modules. ☰ Always   Module decides   Never	Module decides
<a href="#">Display modules to all groups always</a>	Any setting for the Groups parameter will be ignored and the module will be displayed to all users.	Disabled
Hide anonymous-only modules from registered users	If an individual module is assigned to the Anonymous group, the module will be displayed only to anonymous visitors. Registered users will not see the module.	Disabled
Hide anonymous-only modules from Admins		Disabled
<a href="#">Top module zone</a>	Visibility of area to keep modules such as logo, login etc (header) ☰ Only if module   Always   Never	Only if module
<a href="#">Topbar module zone</a>	Visibility of area for modules such as main horizontal menu, search form, page-wide content, etc. ☰ Only if module   Always   Never	Only if module
<a href="#">Page top module zone</a>	Visibility of area to keep modules such as share etc ☰ Only if module   Always   Never	Only if module

Option	Description	Default
Left column	Controls visibility of the left column of modules ☰ Only if module   Always   User Decides   Never	Only if module
Right Column	Controls visibility of the right column of modules ☰ Only if module   Always   User Decides   Never	Only if module
Page bottom module zone	Visibility of area to keep modules at the foot of each page ☰ Only if module   Always   Never	Only if module
Bottom module zone	Visibility of area to keep modules such as "powered by" and "rss list" (footer) ☰ Only if module   Always   Never	Only if module
Module file	Use a static module definition file instead of relying on the dynamic values generated by Tiki. Useful for custom themes. The file must be in YAML format, following the format used in profiles.	None
Extra module zones available	Extra module zones to be managed through the module administration interface. Useful if your custom theme requires a special zone other than the predefined ones. <i>Comma-separated list, 20 characters max per entry.</i>	None



Tiki 8 Preferences Image

Option	Description	Default
Show module controls	enable controls in modules	Disabled
Users can configure modules	Modules won't be reflected in the screen until you configure them from MyTiki->Modules, including the admin user	Disabled
Users can shade modules	Allows users to hide/show modules. ☰ Always   Module decides   Never	Module decides



Option	Description	Default
<a href="#">Display modules to all groups always</a>	Any setting for the Groups parameter will be ignored and the module will be displayed to all users.	Disabled
Hide anonymous-only modules from registered users	If an individual module is assigned to the Anonymous group, the module will be displayed only to anonymous visitors. Registered users will not see the module.	Disabled
Hide anonymous-only modules from Admins		Disabled
<a href="#">Top module zone</a>	Visibility of area to keep modules such as logo, login etc (header) ☰ Only if module   Always   Never	Only if module
<a href="#">Topbar module zone</a>	Visibility of area for modules such as main horizontal menu, search form, page-wide content, etc. ☰ Only if module   Always   Never	Only if module
<a href="#">Page top module zone</a>	Visibility of area to keep modules such as share etc ☰ Only if module   Always   Never	Only if module
<a href="#">Left column</a>	<i>Controls visibility of the left column of modules</i> ☰ Only if module   Always   User Decides   Never	Only if module
<a href="#">Right Column</a>	<i>Controls visibility of the right column of modules</i> ☰ Only if module   Always   User Decides   Never	Only if module
<a href="#">Page bottom module zone</a>	Visibility of area to keep modules at the foot of each page ☰ Only if module   Always   Never	Only if module
<a href="#">Bottom module zone</a>	Visibility of area to keep modules such as "powered by" and "rss list" (footer) ☰ Only if module   Always   Never	Only if module
Module file	Use a static module definition file instead of relying on the dynamic values generated by Tiki. Useful for custom themes. The file must be in YAML format, following the format used in profiles.	None
Extra module zones available	Extra module zones to be managed through the module administration interface. Useful if your custom theme requires a special zone other than the predefined ones. <i>Comma-separated list, 20 characters max per entry.</i>	None

# Module Admin

[+]

## Site-Wide Admin Panel

**Admin Home->Module** (or **tiki-admin.php?page=module**)

Selected settings from this admin panel are explained in more detail here:

Setting	Comment
<b>Users can configure modules</b>	If this is set, modules won't be reflected in the screen until you configure them from <b>MyTiki-&gt;Modules</b> (see <a href="#">User Modules</a> ). This goes for Admin users too.
<b>Display modules to all groups</b>	If this is set, any setting for the <b>Groups</b> parameter will be ignored and the module will be displayed to all users. (See Module Settings Parameters for information about the Groups setting).
<b>Hide Anonymous Only Modules from Registered Users</b>	If this is set and an individual module is assigned to the Anonymous group, the module will be displayed <i>only</i> to anonymous visitors. Registered users will not see the module.

## Individual Module Admin Page

**Admin->Modules** (or **tiki-admin\_modules.php**)

This admin page is used to configure individual modules and is explained in the following pages:

---