

Module Administration page

Overview

Use this page to configure the site-wide settings for Tiki modules.

To access

Click the **Module** icon  on the [Admin Panel](#)

or

Access <http://example.org/tiki-admin.php?page=module>

Note

*To configure specific modules, select **Admin > Modules** from the main menu.*

[Module
Bugs and
Wishes](#)

Option

[Show module controls](#)

Description

Enable controls in modules

Default

Disabled


Option

Users can configure modules

Users can open and close the modules

Always display modules to all groups

Description

Modules aren't reflected in the screen until they are configured on MyAccount->Modules, including for the admin user 

Allows users to open and close modules using the icon in the module header.

 Always | Module decides | Never

Any setting for the Groups parameter will be ignored and the module will be displayed to all users.

Default

Disabled

Module decides

Disabled

Option

Hide anonymous-only modules from registered users

Hide anonymous-only modules from Admins

Top module zone

Description

If an individual module is assigned to the Anonymous group, the module will be displayed only to anonymous visitors. Registered users will not see the module.

Activate zone for modules such as site logo, log-in form, etc. (page header)

☰ Only if one or more modules are assigned | Always | Never

Default

Disabled

Disabled

Only if one or more modules...

Option

Topbar module zone

Page top module zone

Left column

Description

Activate zone for modules such as horizontal menu (navbar), search form, page-wide content, etc.

☰ Only if one or more modules are assigned | Always | Never

Activate zone for modules such as breadcrumbs, banners, share icons, etc

☰ Only if one or more modules are assigned | Always | Never

Controls visibility of the left column of modules

☰ Only if one or more modules are assigned | Always | User decides | Never

Default

Only if one or more modules...

Only if one or more modules...

User decides

Option

Right column

Page bottom module zone

Bottom module zone

Description

Controls visibility of the right column of modules

☰ Only if one or more modules are assigned | Always | User decides | Never

Activate zone for modules at the bottom of the main column of each page

☰ Only if one or more modules are assigned | Always | Never

Activate zone for modules such as "powered by" and "rss list" (page footer)

☰ Only if one or more modules are assigned | Always | Never

Default

User decides

Only if one or more modules...

Only if one or more modules...

Option

Module file

Extra module zones available

Description

Use a static module definition file instead of relying on the dynamic values generated by Tiki. Useful for custom themes. The file must be in YAML format, following the format used in profiles.

Extra module zones to be managed through the module administration interface. Useful if a custom theme or layout requires a special zone other than the predefined ones.

Comma-separated list, maximum of 20 characters per entry.

Default

None

None

Option

Show module controls


Users can configure modules

Users can open and close the modules

Always display modules to all groups

Description

Enable controls in modules

Modules aren't reflected in the screen until they are configured on MyAccount->Modules, including for the admin user 

Allows users to open and close modules using the icon in the module header.

 Always | Module decides | Never

Any setting for the Groups parameter will be ignored and the module will be displayed to all users.

Default

Disabled

Disabled

Module decides

Disabled

Option

Hide anonymous-only modules from registered users

Hide anonymous-only modules from Admins

Top module zone

Description

If an individual module is assigned to the Anonymous group, the module will be displayed only to anonymous visitors. Registered users will not see the module.

Activate zone for modules such as site logo, log-in form, etc. (page header)

☰ Only if one or more modules are assigned | Always | Never

Default

Disabled

Disabled

Only if one or more modules...

Option

Topbar module zone

Page top module zone

Left column

Description

Activate zone for modules such as horizontal menu (navbar), search form, page-wide content, etc.

☰ Only if one or more modules are assigned | Always | Never

Activate zone for modules such as breadcrumbs, banners, share icons, etc

☰ Only if one or more modules are assigned | Always | Never

Controls visibility of the left column of modules

☰ Only if one or more modules are assigned | Always | User decides | Never

Default

Only if one or more modules...

Only if one or more modules...

User decides

Option

Right column

Page bottom module zone

Bottom module zone

Description

Controls visibility of the right column of modules

☰ Only if one or more modules are assigned | Always | User decides | Never

Activate zone for modules at the bottom of the main column of each page

☰ Only if one or more modules are assigned | Always | Never

Activate zone for modules such as "powered by" and "rss list" (page footer)

☰ Only if one or more modules are assigned | Always | Never

Default

User decides

Only if one or more modules...

Only if one or more modules...

Option

Module file

Extra module zones available

Description

Use a static module definition file instead of relying on the dynamic values generated by Tiki. Useful for custom themes. The file must be in YAML format, following the format used in profiles.

Extra module zones to be managed through the module administration interface. Useful if a custom theme or layout requires a special zone other than the predefined ones.

Comma-separated list, maximum of 20 characters per entry.

Default

None

None

Option

Show module controls


Users can configure modules

Users can open and close the modules

Always display modules to all groups

Description

Enable controls in modules

Modules aren't reflected in the screen until they are configured on MyAccount->Modules, including for the admin user 

Allows users to open and close modules using the icon in the module header.

 Always | Module decides | Never

Any setting for the Groups parameter will be ignored and the module will be displayed to all users.

Default

Disabled

Disabled

Module decides

Disabled

Option

Hide anonymous-only modules from registered users

Hide anonymous-only modules from Admins

Top module zone

Description

If an individual module is assigned to the Anonymous group, the module will be displayed only to anonymous visitors. Registered users will not see the module.

Activate zone for modules such as site logo, log-in form, etc. (page header)

☰ Only if one or more modules are assigned | Always | Never

Default

Disabled

Disabled

Only if one or more modules...

Option

Topbar module zone

Page top module zone

Left column

Description

Activate zone for modules such as horizontal menu (navbar), search form, page-wide content, etc.

☰ Only if one or more modules are assigned | Always | Never

Activate zone for modules such as breadcrumbs, banners, share icons, etc

☰ Only if one or more modules are assigned | Always | Never

Controls visibility of the left column of modules

☰ Only if one or more modules are assigned | Always | User decides | Never

Default

Only if one or more modules...

Only if one or more modules...

User decides

Option

Right column

Page bottom module zone

Bottom module zone

Description

Controls visibility of the right column of modules

☰ Only if one or more modules are assigned | Always | User decides | Never

Activate zone for modules at the bottom of the main column of each page

☰ Only if one or more modules are assigned | Always | Never

Activate zone for modules such as "powered by" and "rss list" (page footer)

☰ Only if one or more modules are assigned | Always | Never

Default

User decides

Only if one or more modules...

Only if one or more modules...

Option

Module file

Extra module zones available

Description

Use a static module definition file instead of relying on the dynamic values generated by Tiki. Useful for custom themes. The file must be in YAML format, following the format used in profiles.

Extra module zones to be managed through the module administration interface. Useful if a custom theme or layout requires a special zone other than the predefined ones.

Comma-separated list, maximum of 20 characters per entry.

Default

None

None

Option

Show module controls


Users can configure modules

Users can open and close the modules

Always display modules to all groups

Description

Enable controls in modules

Modules aren't reflected in the screen until they are configured on MyAccount->Modules, including for the admin user 

Allows users to open and close modules using the icon in the module header.

 Always | Module decides | Never

Any setting for the Groups parameter will be ignored and the module will be displayed to all users.

Default

Disabled

Disabled

Module decides

Disabled

Option

Hide anonymous-only modules from registered users

Hide anonymous-only modules from Admins

Top module zone

Description

If an individual module is assigned to the Anonymous group, the module will be displayed only to anonymous visitors. Registered users will not see the module.

Activate zone for modules such as site logo, log-in form, etc. (page header)

☰ Only if one or more modules are assigned | Always | Never

Default

Disabled

Disabled

Only if one or more modules...

Option

Topbar module zone

Page top module zone

Left column

Description

Activate zone for modules such as horizontal menu (navbar), search form, page-wide content, etc.

☰ Only if one or more modules are assigned | Always | Never

Activate zone for modules such as breadcrumbs, banners, share icons, etc

☰ Only if one or more modules are assigned | Always | Never

Controls visibility of the left column of modules

☰ Only if one or more modules are assigned | Always | User decides | Never

Default

Only if one or more modules...

Only if one or more modules...

User decides

Option

Right column

Page bottom module zone

Bottom module zone

Description

Controls visibility of the right column of modules

☰ Only if one or more modules are assigned | Always | User decides | Never

Activate zone for modules at the bottom of the main column of each page

☰ Only if one or more modules are assigned | Always | Never

Activate zone for modules such as "powered by" and "rss list" (page footer)

☰ Only if one or more modules are assigned | Always | Never

Default

User decides

Only if one or more modules...

Only if one or more modules...

Option

Module file

Extra module zones available

Description

Use a static module definition file instead of relying on the dynamic values generated by Tiki. Useful for custom themes. The file must be in YAML format, following the format used in profiles.

Extra module zones to be managed through the module administration interface. Useful if a custom theme or layout requires a special zone other than the predefined ones.

Comma-separated list, maximum of 20 characters per entry.

Default

None

None

Option

Show module controls


Users can configure modules

Users can open and close the modules

Always display modules to all groups

Description

Enable controls in modules

Modules aren't reflected in the screen until they are configured on MyAccount->Modules, including for the admin user 

Allows users to open and close modules using the icon in the module header.

 Always | Module decides | Never

Any setting for the Groups parameter will be ignored and the module will be displayed to all users.

Default

Disabled

Disabled

Module decides

Disabled

Option

Hide anonymous-only modules from registered users

Hide anonymous-only modules from Admins

Top module zone

Description

If an individual module is assigned to the Anonymous group, the module will be displayed only to anonymous visitors. Registered users will not see the module.

Activate zone for modules such as site logo, log-in form, etc. (page header)

☰ Only if one or more modules are assigned | Always | Never

Default

Disabled

Disabled

Only if one or more modules...

Option

Topbar module zone

Page top module zone

Left column

Description

Activate zone for modules such as horizontal menu (navbar), search form, page-wide content, etc.

☰ Only if one or more modules are assigned | Always | Never

Activate zone for modules such as breadcrumbs, banners, share icons, etc

☰ Only if one or more modules are assigned | Always | Never

Controls visibility of the left column of modules

☰ Only if one or more modules are assigned | Always | User decides | Never

Default

Only if one or more modules...

Only if one or more modules...

User decides

Option

Right column

Page bottom module zone

Bottom module zone

Description

Controls visibility of the right column of modules

☰ Only if one or more modules are assigned | Always | User decides | Never

Activate zone for modules at the bottom of the main column of each page

☰ Only if one or more modules are assigned | Always | Never

Activate zone for modules such as "powered by" and "rss list" (page footer)

☰ Only if one or more modules are assigned | Always | Never

Default

User decides

Only if one or more modules...

Only if one or more modules...

Option

Module file

Extra module zones available

Description

Use a static module definition file instead of relying on the dynamic values generated by Tiki. Useful for custom themes. The file must be in YAML format, following the format used in profiles.

Extra module zones to be managed through the module administration interface. Useful if a custom theme or layout requires a special zone other than the predefined ones.

Comma-separated list, maximum of 20 characters per entry.

Default

None

None

Option

Show module controls


Users can configure modules

Users can open and close the modules

Always display modules to all groups

Description

Enable controls in modules

Modules aren't reflected in the screen until they are configured on MyAccount->Modules, including for the admin user 

Allows users to open and close modules using the icon in the module header.

 Always | Module decides | Never

Any setting for the Groups parameter will be ignored and the module will be displayed to all users.

Default

Disabled

Disabled

Module decides

Disabled

Option

Hide anonymous-only modules from registered users

Hide anonymous-only modules from Admins

Top module zone

Description

If an individual module is assigned to the Anonymous group, the module will be displayed only to anonymous visitors. Registered users will not see the module.

Activate zone for modules such as site logo, log-in form, etc. (page header)

☰ Only if one or more modules are assigned | Always | Never

Default

Disabled

Disabled

Only if one or more modules...

Option

Topbar module zone

Page top module zone

Left column

Description

Activate zone for modules such as horizontal menu (navbar), search form, page-wide content, etc.

☰ Only if one or more modules are assigned | Always | Never

Activate zone for modules such as breadcrumbs, banners, share icons, etc

☰ Only if one or more modules are assigned | Always | Never

Controls visibility of the left column of modules

☰ Only if one or more modules are assigned | Always | User decides | Never

Default

Only if one or more modules...

Only if one or more modules...

User decides

Option

Right column

Page bottom module zone

Bottom module zone

Description

Controls visibility of the right column of modules

☰ Only if one or more modules are assigned | Always | User decides | Never

Activate zone for modules at the bottom of the main column of each page

☰ Only if one or more modules are assigned | Always | Never

Activate zone for modules such as "powered by" and "rss list" (page footer)

☰ Only if one or more modules are assigned | Always | Never

Default

User decides

Only if one or more modules...

Only if one or more modules...

Option

Module file

Extra module zones available

Description

Use a static module definition file instead of relying on the dynamic values generated by Tiki. Useful for custom themes. The file must be in YAML format, following the format used in profiles.

Extra module zones to be managed through the module administration interface. Useful if a custom theme or layout requires a special zone other than the predefined ones.

Comma-separated list, maximum of 20 characters per entry.

Default

None

None

Option

Show module controls


Users can configure modules

Users can open and close the modules

Always display modules to all groups

Description

Enable controls in modules

Modules won't be reflected in the screen until you configure them from MyTiki->Modules, including the admin user 

Allows users to open and close modules using the icon in the module header.

 Always | Module decides | Never

Any setting for the Groups parameter will be ignored and the module will be displayed to all users.

Default

Disabled

Disabled

Module decides

Disabled

Option

Hide anonymous-only modules from registered users

Hide anonymous-only modules from Admins

Top module zone

Description

If an individual module is assigned to the Anonymous group, the module will be displayed only to anonymous visitors. Registered users will not see the module.

Visibility of horizontal zone for modules such as site logo, log-in form, etc. (page header)

☰ Only if one or more modules are assigned | Always | Never

Default

Disabled

Disabled

Only if one or more modules...

Option

Topbar module zone

Page top module zone

Left column

Description

Visibility of horizontal zone for modules such as menu (navbar), search form, full-width content, etc.

☰ Only if one or more modules are assigned | Always | Never

Visibility of horizontal zone above main page area for modules such as breadcrumbs, banners, share icons, etc

☰ Only if one or more modules are assigned | Always | Never

Controls visibility of the left column of modules

☰ Only if one or more modules are assigned | Always | User decides | Never

Default

Only if one or more modules...

Only if one or more modules...

Only if one or more modules...

Option

Right column

Page bottom module zone

Bottom module zone

Description

Controls visibility of the right column of modules

☰ Only if one or more modules are assigned | Always | User decides | Never

Visibility of horizontal zone below the main page area for modules such as banners or other information

☰ Only if one or more modules are assigned | Always | Never

Visibility of horizontal zone for modules such as "powered by" and "rss list" (page footer)

☰ Only if one or more modules are assigned | Always | Never

Default

Only if one or more modules...

Only if one or more modules...

Only if one or more modules...

Option

Module file

Extra module zones available

Description

Use a static module definition file instead of relying on the dynamic values generated by Tiki. Useful for custom themes. The file must be in YAML format, following the format used in profiles.

Extra module zones to be managed through the module administration interface. Useful if a custom theme or layout requires a special zone other than the predefined ones.

Comma-separated list, maximum of 20 characters per entry.

Default

None

None

Option

Show module controls


Users can configure modules

Users can open and close the modules

Always display modules to all groups

Description

Enable controls in modules

Modules won't be reflected in the screen until you configure them from MyTiki->Modules, including the admin user 

Allows users to open and close modules using the icon in the module header.

 Always | Module decides | Never

Any setting for the Groups parameter will be ignored and the module will be displayed to all users.

Default

Disabled

Disabled

Module decides

Disabled

Option

Hide anonymous-only modules from registered users

Hide anonymous-only modules from Admins

Top module zone

Description

If an individual module is assigned to the Anonymous group, the module will be displayed only to anonymous visitors. Registered users will not see the module.

Activate zone for modules such as site logo, log-in form, etc. (page header)

☰ Only if one or more modules are assigned | Always | Never

Default

Disabled

Disabled

Only if one or more modules...

Option

Topbar module zone

Page top module zone

Left column

Description

Activate zone for modules such as horizontal menu (navbar), search form, page-wide content, etc.

☰ Only if one or more modules are assigned | Always | Never

Activate zone for modules such as breadcrumbs, banners, share icons, etc

☰ Only if one or more modules are assigned | Always | Never

Controls visibility of the left column of modules

☰ Only if one or more modules are assigned | Always | User decides | Never

Default

Only if one or more modules...

Only if one or more modules...

Only if one or more modules...

Option

Right column

Page bottom module zone

Bottom module zone

Description

Controls visibility of the right column of modules

☰ Only if one or more modules are assigned | Always | User decides | Never

Activate zone for modules at the bottom of the main column of each page

☰ Only if one or more modules are assigned | Always | Never

Activate zone for modules such as “powered by” and “rss list” (page footer)

☰ Only if one or more modules are assigned | Always | Never

Default

Only if one or more modules...

Only if one or more modules...

Only if one or more modules...

Option

Module file

Extra module zones available

Description

Use a static module definition file instead of relying on the dynamic values generated by Tiki. Useful for custom themes. The file must be in YAML format, following the format used in profiles.

Extra module zones to be managed through the module administration interface. Useful if your custom theme requires a special zone other than the predefined ones.

Comma-separated list, maximum of 20 characters per entry.

Default

None

None

Option

Show module controls


Users can configure modules

Users can open and close the modules

Always display modules to all groups

Description

Enable controls in modules

Modules won't be reflected in the screen until you configure them from MyTiki->Modules, including the admin user 

Allows users to open and close modules using the icon in the module header.

 Always | Module decides | Never

Any setting for the Groups parameter will be ignored and the module will be displayed to all users.

Default

Disabled

Disabled

Module decides

Disabled

Option

Hide anonymous-only modules from registered users

Hide anonymous-only modules from Admins

Top module zone

Description

If an individual module is assigned to the Anonymous group, the module will be displayed only to anonymous visitors. Registered users will not see the module.

Activate zone for modules such as site logo, log-in form, etc. (page header)

☰ Only if one or more modules are assigned | Always | Never

Default

Disabled

Disabled

Only if one or more modules...

Option

Topbar module zone

Page top module zone

Left column

Description

Activate zone for modules such as horizontal menu (navbar), search form, page-wide content, etc.

☰ Only if one or more modules are assigned | Always | Never

Activate zone for modules such as breadcrumbs, banners, share icons, etc

☰ Only if one or more modules are assigned | Always | Never

Controls visibility of the left column of modules

☰ Only if one or more modules are assigned | Always | User decides | Never

Default

Only if one or more modules...

Only if one or more modules...

Only if one or more modules...

Option

Right column

Page bottom module zone

Bottom module zone

Description

Controls visibility of the right column of modules

☰ Only if one or more modules are assigned | Always | User decides | Never

Activate zone for modules at the bottom of the main column of each page

☰ Only if one or more modules are assigned | Always | Never

Activate zone for modules such as "powered by" and "rss list" (page footer)

☰ Only if one or more modules are assigned | Always | Never

Default

Only if one or more modules...

Only if one or more modules...

Only if one or more modules...

Option

Module file

Extra module zones available

Description

Use a static module definition file instead of relying on the dynamic values generated by Tiki. Useful for custom themes. The file must be in YAML format, following the format used in profiles.

Extra module zones to be managed through the module administration interface. Useful if your custom theme requires a special zone other than the predefined ones.

Comma-separated list, maximum of 20 characters per entry.

Default

None

None

Option

Show module controls


Users can configure modules

Users can open and close the modules

Always display modules to all groups

Description

Enable controls in modules

Modules won't be reflected in the screen until you configure them from MyTiki->Modules, including the admin user 

Allows users to open and close modules using the icon in the module header.

 Always | Module decides | Never

Any setting for the Groups parameter will be ignored and the module will be displayed to all users.

Default

Disabled

Disabled

Module decides

Disabled

Option

Hide anonymous-only modules from registered users

Hide anonymous-only modules from Admins

Top module zone

Description

If an individual module is assigned to the Anonymous group, the module will be displayed only to anonymous visitors. Registered users will not see the module.

Activate zone for modules such as site logo, log-in form, etc. (page header)

☰ Only if one or more modules are assigned | Always | Never

Default

Disabled

Disabled

Only if one or more modules...

Option

Topbar module zone

Page top module zone

Left column

Description

Activate zone for modules such as horizontal menu (navbar), search form, page-wide content, etc.

☰ Only if one or more modules are assigned | Always | Never

Activate zone for modules such as breadcrumbs, banners, share icons, etc

☰ Only if one or more modules are assigned | Always | Never

Controls visibility of the left column of modules

☰ Only if one or more modules are assigned | Always | User decides | Never

Default

Only if one or more modules...

Only if one or more modules...

Only if one or more modules...

Option

Right column

Page bottom module zone

Bottom module zone

Description

Controls visibility of the right column of modules

☰ Only if one or more modules are assigned | Always | User decides | Never

Activate zone for modules at the bottom of the main column of each page

☰ Only if one or more modules are assigned | Always | Never

Activate zone for modules such as "powered by" and "rss list" (page footer)

☰ Only if one or more modules are assigned | Always | Never

Default

Only if one or more modules...

Only if one or more modules...

Only if one or more modules...

Option

Module file

Extra module zones available

Description

Use a static module definition file instead of relying on the dynamic values generated by Tiki. Useful for custom themes. The file must be in YAML format, following the format used in profiles.

Extra module zones to be managed through the module administration interface. Useful if your custom theme requires a special zone other than the predefined ones.

Comma-separated list, maximum of 20 characters per entry.

Default

None

None

Option

Show module controls

Users can configure modules

Users can shade modules

Display modules to all groups always

Description

enable controls in modules

Modules won't be reflected in the screen until you configure them from MyTiki->Modules, including the admin user

Allows users to hide/show modules.

☰ Always | Module decides | Never

Any setting for the Groups parameter will be ignored and the module will be displayed to all users.

Default

Disabled

Disabled

Module decides

Disabled

Option

Hide anonymous-only modules from registered users

Hide anonymous-only modules from Admins

Top module zone

Description

If an individual module is assigned to the Anonymous group, the module will be displayed only to anonymous visitors. Registered users will not see the module.

Visibility of area to keep modules such as logo, login etc (header)

☰ Only if module | Always | Never

Default

Disabled

Disabled

Only if module

Option

Topbar module zone

Page top module zone

Left column

Right Column

Description

Visibility of area for modules such as main horizontal menu, search form, page-wide content, etc.

☰ Only if module | Always | Never

Visibility of area to keep modules such as share etc

☰ Only if module | Always | Never

Controls visibility of the left column of modules

☰ Only if module | Always | User Decides | Never

Controls visibility of the right column of modules

☰ Only if module | Always | User Decides | Never

Default

Only if module

Only if module

Only if module

Only if module

Option

Page bottom module zone

Bottom module zone

Module file

Description

Visibility of area to keep modules at the foot of each page

☰ Only if module | Always | Never

Visibility of area to keep modules such as "powered by" and "rss list" (footer)

☰ Only if module | Always | Never

Use a static module definition file instead of relying on the dynamic values generated by Tiki. Useful for custom themes. The file must be in YAML format, following the format used in profiles.

Default

Only if module

Only if module

None

Option

Extra module zones available

Description

Extra module zones to be managed through the module administration interface. Useful if your custom theme requires a special zone other than the predefined ones.

Comma-separated list, 20 characters max per entry.

Default

None

Option

Show module controls

Description

enable controls in modules

Default

Disabled

Option

Users can configure modules

Users can shade modules

Display modules to all groups always

Description

Modules won't be reflected in the screen until you configure them from MyTiki->Modules, including the admin user

Allows users to hide/show modules.

☰ Always | Module decides | Never

Any setting for the Groups parameter will be ignored and the module will be displayed to all users.

Default

Disabled

Module decides

Disabled

Option

Hide anonymous-only modules from registered users

Hide anonymous-only modules from Admins

Top module zone

Description

If an individual module is assigned to the Anonymous group, the module will be displayed only to anonymous visitors. Registered users will not see the module.

Visibility of area to keep modules such as logo, login etc (header)

☰ Only if module | Always | Never

Default

Disabled

Disabled

Only if module

Option

Topbar module zone

Page top module zone

Left column

Right Column

Description

Visibility of area for modules such as main horizontal menu, search form, page-wide content, etc.

☰ Only if module | Always | Never

Visibility of area to keep modules such as share etc

☰ Only if module | Always | Never

Controls visibility of the left column of modules

☰ Only if module | Always | User Decides | Never

Controls visibility of the right column of modules

☰ Only if module | Always | User Decides | Never

Default

Only if module

Only if module

Only if module

Only if module

Option

Page bottom module zone

Bottom module zone

Module file

Description

Visibility of area to keep modules at the foot of each page

☰ Only if module | Always | Never

Visibility of area to keep modules such as "powered by" and "rss list" (footer)

☰ Only if module | Always | Never

Use a static module definition file instead of relying on the dynamic values generated by Tiki. Useful for custom themes. The file must be in YAML format, following the format used in profiles.

Default

Only if module

Only if module

None

Option

Extra module zones available

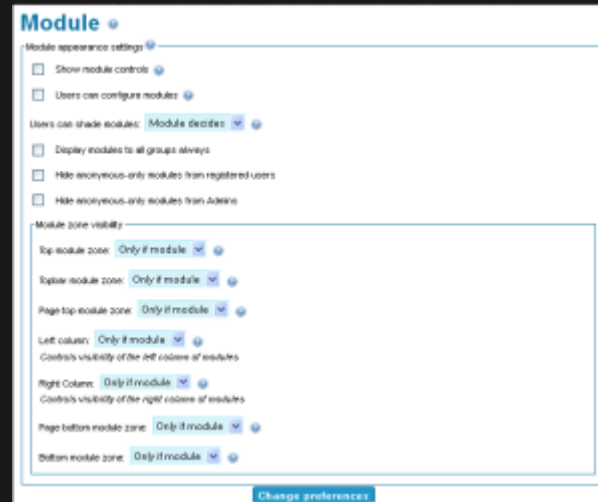
Description

Extra module zones to be managed through the module administration interface. Useful if your custom theme requires a special zone other than the predefined ones.

Comma-separated list, 20 characters max per entry.

Default

None



Tiki 8 Preferences Image

Option

Show module controls

Users can configure modules

Users can shade modules

Display modules to all groups always

Description

enable controls in modules

Modules won't be reflected in the screen until you configure them from MyTiki->Modules, including the admin user

Allows users to hide/show modules.

☰ Always | Module decides | Never

Any setting for the Groups parameter will be ignored and the module will be displayed to all users.

Default

Disabled

Disabled

Module decides

Disabled

Option

Hide anonymous-only modules from registered users

Hide anonymous-only modules from Admins

Top module zone

Description

If an individual module is assigned to the Anonymous group, the module will be displayed only to anonymous visitors. Registered users will not see the module.

Visibility of area to keep modules such as logo, login etc (header)

☰ Only if module | Always | Never

Default

Disabled

Disabled

Only if module

Option

Topbar module zone

Page top module zone

Left column

Right Column

Description

Visibility of area for modules such as main horizontal menu, search form, page-wide content, etc.

☰ Only if module | Always | Never

Visibility of area to keep modules such as share etc

☰ Only if module | Always | Never

Controls visibility of the left column of modules

☰ Only if module | Always | User Decides | Never

Controls visibility of the right column of modules

☰ Only if module | Always | User Decides | Never

Default

Only if module

Only if module

Only if module

Only if module

Option

Page bottom module zone

Bottom module zone

Module file

Description

Visibility of area to keep modules at the foot of each page

☰ Only if module | Always | Never

Visibility of area to keep modules such as "powered by" and "rss list" (footer)

☰ Only if module | Always | Never

Use a static module definition file instead of relying on the dynamic values generated by Tiki. Useful for custom themes. The file must be in YAML format, following the format used in profiles.

Default

Only if module

Only if module

None

Option

Extra module zones available

Description

Extra module zones to be managed through the module administration interface. Useful if your custom theme requires a special zone other than the predefined ones.

Comma-separated list, 20 characters max per entry.

Default

None

Module Admin

[+]

Site-Wide Admin Panel

Admin Home->Module (or [tiki-admin.php?page=module](#))

Selected settings from this admin panel are explained in more detail here:

Setting

Users can configure modules

Comment

If this is set, modules won't be reflected in the screen until you configure them from **MyTiki->Modules** (see [User Modules](#)). This goes for Admin users too.

Setting

Display modules to all groups

**Hide Anonymous Only Modules from
Registered Users**

Comment

If this is set, any setting for the **Groups** parameter will be ignored and the module will be displayed to all users. (See [Module Settings Parameters](#) for information about the Groups setting).

If this is set and an individual module is assigned to the Anonymous group, the module will be displayed *only* to anonymous visitors. Registered users will not see the module.

Individual Module Admin Page

Admin->Modules (or tiki-admin_modules.php)

This admin page is used to configure individual modules and is explained in the following pages:
