

Mod join box

join box is a simple "join now" ..

Install

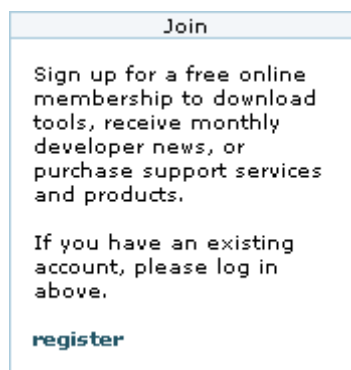
See [Mods Admin](#) for instructions on how to install a Mod.

Usage

Once installed, you will see it under "Admin > Modules" (**tiki-admin_modules.php**):

You can assign a this [Module](#) to a lateral column (See [Module Admin](#) page if needed), or you can include it within a wiki page, using the [PluginModule](#).

The assigned module looks like this:



Also, links to frequently used icons are included below and the attached photos here are used throughout

the module and plugin pages through use of [PluginAttach](#).

Since Tiki6 headings from includes are not showing up correctly in the maketoc plugin, so use the below as a workaround:

startinclude1a

See these pages for information that applies for all modules:

- [Module](#)--Overall introduction and overview
- [Module Admin](#)--Introduction to the module admin pages for site-wide and individual module settings
 - [Assigning Modules](#)--How to select a module to configure it
 - [Module Settings Interface](#)--Interface for configuring individual module settings
 - [Module Settings Parameters](#)--Explanation of standard parameter settings for modules
 - [Creating Custom Modules](#)--How to create user modules
- [Index of Modules](#)--Links to the documentation of individual modules
- [User Modules](#)--how (if the feature is active) users can choose and place their modules
- [Mods Type Modules](#)--links to modules that are installed as components

stopinclude1a

startinclude2

Related pages

- [Wiki Plugin](#) - has links to all plugins and describes how the syntax works for a plugin
- [Mods Type Wikiplugins](#)

stopinclude2




Since Tiki6 headings from includes are not showing up correctly in the maketoc plugin, so use the below as a workaround:

startinclude3

- [Wiki Plugin](#) - has links to all plugins and describes how the syntax works for a plugin
- [Mods Type Wikiplugins](#)

stopinclude3

Frequently Used Icons

Icon	Tag to Include on a Page
	{ATTACH(page=>Module and Plugin Includes,file=>arrow-right.png, image=>1)} {ATTACH}
	{img src="img/icons/book_open.png"}
	{img src="img/smiles/icon_exclaim.gif"}