




# Installation Guides

This page provides specific instructions, recipes and tips for specific server environments. For a "typical" install in a Linux-Apache-MySQL web hosting environment like most web hosting companies provide, see [Installation](#).

For tips on installing Tiki with specific web hosting companies see below.

Environment	Help Page	Comments
<b>Remote</b>		
SourceForge hosted 	<a href="#">SourceForge Install</a>	
<b>GNU/Linux </b>		
Generic GNU/Linux + Apache	<a href="#">Linux Install</a>	
Debian or Debian-based 	<a href="#">Debian Install</a>	
Ubuntu Server	<a href="#">Ubuntu Install</a>	
Gentoo Linux ebuild instructions	<a href="#">Gentoo Install</a>	
Mitel SME Server	<a href="#">Mitel SME Install</a>	<a href="http://www.e-smith.org">http://www.e-smith.org</a>
Apache Virtual Hosting	<a href="#">MultiTiki Virtual Hosting Install</a>	
Gforge Server	<a href="#">Gforge Install</a>	Very easy for multitiki's
<b>FreeBSD</b>		
FreeBSD	<a href="#">FreeBSD Install</a>	
<b>Multitiki (on GNU/Linux)</b>		
"Virtual Hosting" based	<a href="#">MultiTiki Recipe</a>	
"Subdirectories" based	<a href="#">MultiTiki Akira</a> (or <a href="#">GForge Install</a> for GForge'd sites)	
<b>Intranet / Local Installations</b>		
GNU/Linux (Fedora) + Apache	<a href="#">Linux Intranet Install</a>	
<b>Mac</b>		
Mac OS X (Server)	<a href="#">OS X Install</a>	
<b>Windows</b>		
Desktop	<a href="#">Windows Desktop Install</a>	
Server	<a href="#">Windows Server Install</a>	
<b>x86 Checkout Version</b>		
GNU/Linux Live CD + Tikiwiki	<a href="#">TikiLive CD</a>	download, burn, reboot (or <a href="#">use it with VMWarePlayer</a> )
<b>VMware</b>		
VMware Player	<a href="#">TikiWiki VMware Appliance</a> (or <a href="#">TikiLive CD</a> + <a href="#">VMWare Live CD player</a> )	

## Moving

Move Tiki to another server

[Move Tiki to a new server](#)

Worked for me. Feel free to add!

## For more information on the Tiki installation process

- [Database Performance](#) and [Performance](#) have tips to improve server performance
- Upgrade Instructions are at [Upgrade](#)
- [Linux](#)