

Instructions

This profile makes minor changes to your site layout and hides the top module zone when you scroll down the page.

Changes by this profile

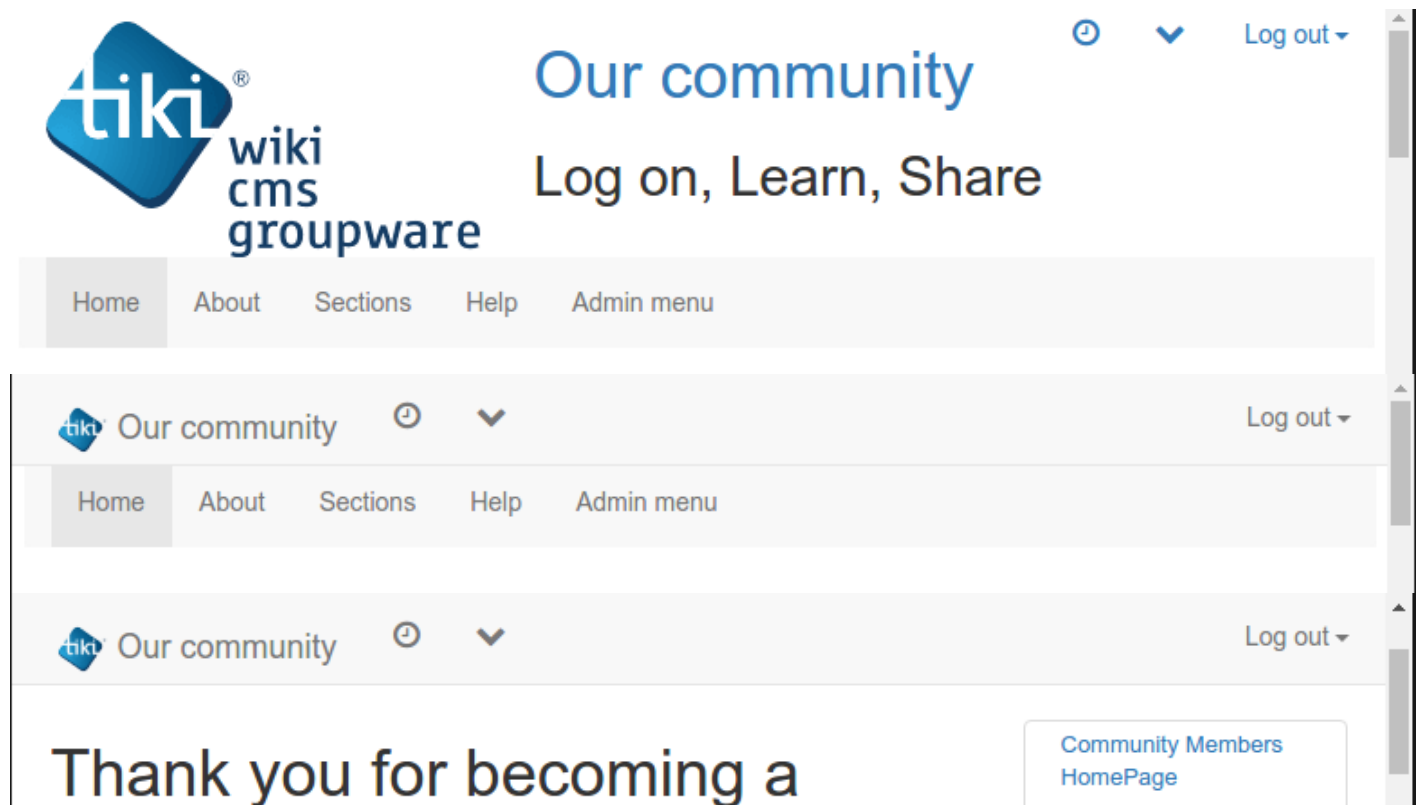
Site layout (in **Control Panels > Look and Feel > General layout > Site layout**) will be set to Classic Bootstrap (fixed top navbar)

Preference Site logo (feature_sitelogo) will be disabled so that logos and site title are not shown twice

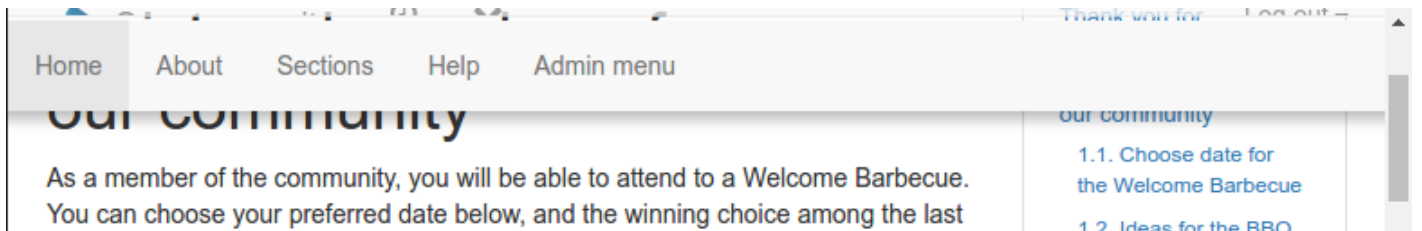
After scrolling down a bit, the fixed top bar will disappear and the topbar zone (if any) will become sticky. This is made through the addition of a module with some javascript.

This profile is best demonstrated after applying the Collaborative Community profile which include site title and topbar module with menus.

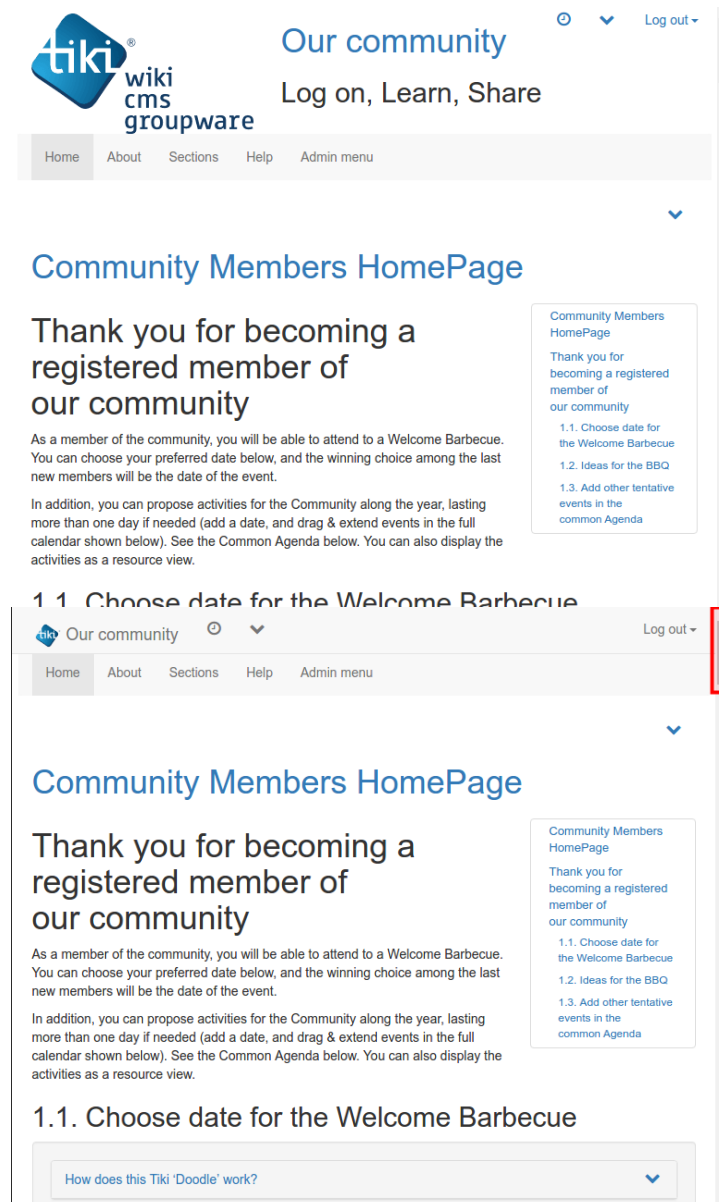
Changes in header section:




The screenshot displays the header of a Tiki Wiki CMS groupware site. At the top left is the Tiki logo, which consists of a blue diamond shape with the word "tiki" in white lowercase letters, followed by "wiki cms groupware" in blue. To the right of the logo, the text "Our community" is displayed in a large blue font, with "Log on, Learn, Share" in a smaller black font below it. In the top right corner, there are three icons: a clock, a dropdown arrow, and a "Log out" link. Below this, a horizontal navigation bar contains the following links: "Home", "About", "Sections", "Help", and "Admin menu". The "Home" link is highlighted with a light blue background. The entire header section is enclosed in a light gray border. Below the header, the main content area begins with the text "Thank you for becoming a" in a large black font. To the right of this text, there is a small box containing the links "Community Members" and "HomePage" in blue text.



Full view of page changes:



 Our community

Log out

Thank you for becoming a registered member of our community

As a member of the community, you will be able to attend to a Welcome Barbecue. You can choose your preferred date below, and the winning choice among the last new members will be the date of the event.

In addition, you can propose activities for the Community along the year, lasting more than one day if needed (add a date, and drag & extend events in the full calendar shown below). See the Common Agenda below. You can also display the activities as a resource view.

Community Members

HomePage

Thank you for becoming a registered member of our community

1.1. Choose date for the Welcome Barbecue

1.2. Ideas for the BBQ

1.3. Add other tentative events in the common Agenda

1.1. Choose date for the Welcome Barbecue

How does this Tiki 'Doodle' work?

BBQ

	2012-06-09 10:00	2012-06-10 10:00	2012-06-16 10:00
Add Date			

Home About Sections Help Admin menu

our community

As a member of the community, you will be able to attend to a Welcome Barbecue. You can choose your preferred date below, and the winning choice among the last new members will be the date of the event.

In addition, you can propose activities for the Community along the year, lasting more than one day if needed (add a date, and drag & extend events in the full calendar shown below). See the Common Agenda below. You can also display the activities as a resource view.

1.1. Choose date for the Welcome Barbecue

How does this Tiki 'Doodle' work?

BBQ

	2012-06-09 10:00	2012-06-10 10:00	2012-06-16 10:00
Add Date			
John			
Mary			
Steve			