

## Graphviz Install

Graphviz provides a collection of tools for manipulating graph structures and generating graph layouts.

🔗 For those who would like to use **Dynamic SiteMap** graph generation in Tikiwiki, we recommend the Graphviz library and the [PluginWikigraph](#). GraphViz with Wikigraph plugin (in mods.tw.o) work well still with Tiki 3 LTS, but not with Tiki 6 LTS.



## Install Graphviz and Libs

- On Windows the default installer exe should do all necessary steps.  
Get Graphviz from <http://graphviz.org/pub/graphviz/>.
- On RPM based system (RedHat, Mandrake)  
rpm -q graphviz
- On APT based system (Debian, Knoppix)  
apt-get -s install graphviz
- For Portage users (Gentoo)  
emerge graphviz


## Testing an installed Graphviz Setup

- 🔗 Point your browser to [http://127.0.0.1/tiki-wiki\\_graph.php?page=HomePage&level=2](http://127.0.0.1/tiki-wiki_graph.php?page=HomePage&level=2)

## Troubleshooting Hints

-  Graphviz consumes LOTS of memory with even small (no. of wikipages less than 100) wiki content. Try to keep the *Level* of the graph low in order to use wiki pages including dynamic graphs.
-  If you use Windows, copy GraphViz binary files (dot.exe, neato.exe, etc) from the GraphViz bin folder to the windows\system32 or equivalent folder (NaV/system32). The installer should have done this job for you, but we recommend double-checking if you encounter errors. It's not the same to put the exe's in the path, they must be in a Windows system directory.
- In PHP Safemode environments, special adjustments need to be made to use external libraries.
  - These settings will be included here.

## From Here

-  Take a look at how to use the [PluginWikigraph](#).

---

### Useful Links

- Development home of the Graph Visualization Project  
<http://graphviz.org/>
- GraphVIZ Reference Manual  
<http://www.research.att.com/sw/tools/graphviz/refs.html>
- Download Graphviz  
<http://www.research.att.com/sw/tools/graphviz/download.html>
- Graphviz Source License  
<http://www.research.att.com/sw/tools/graphviz/license/index.html>
- Graphviz Binary License  
<http://www.research.att.com/sw/tools/graphviz/license/binary.html>

---

### alias

[GraphViz](#)