

Easy setup of a wiki-based knowledge management system using Tiki

Link to event: https://fosdem.org/2019/schedule/event/collab_tiki_wiki_knowledge_base/

Link to longer, uninterrupted video (tutorial): <https://www.dailymotion.com/video/x72oqxe>

Abstract:

I will demonstrate an easy and fast way of configuring Tiki Wiki CMS Groupware for the purpose of having a central repository for a knowledge base.

I will also explain how to manage permissions for various use cases, how to separate different topics, how to access stored knowledge.

Full Description

This presentation will start with a minimal Tiki site and show how to build structures of pages and file repositories.

I will show how to configure permissions for a publically visible and editable knowledge base, or separate knowledge bases which are restricted to groups of users and invisible to others, or intermediate scenarios with groups of editors and groups of read-only viewers.

I will show the basics of how to make the knowledge accessible, searchable, navigatable and allow comments from people who can only view it.

HOWTO

We start with a real-life Tiki website right after the installer was run.

Tiki version is **Tiki 18 LTS** (Long Term Support)

Nothing special except I put my email in *Sender email* field because I want people who get automated notifications to reply to me in an easy way.

Setting Tiki

I did the demo on a local VM <http://fosdem.alsawiki.com> You need to adapt links shown below to your own site.

Special for the FOSDEM presentation: theme trick

I set a different theme for admins than normal users to make it clear if it's an admin's view or a user's view for the people who watch the vidéo.

Settings → Control Panel

Switch to advanced mode: Switch from Basic to Advanced then *Set as my default*.

→ Look & Feel → Theme

Site theme: Slate

Group theme: check

Settings → Groups → Admins

Admins group theme: Default

Now admin views are mostly white and anonymous browsing or normal users are grey.

General Tiki improvements

I set a number of configurations which make sense for our use case or are required for the site to perform as we want.

activate features <http://fosdem.alsawiki.com/tiki-admin.php?page=features>

- Blogs
- Category
- Group watches

General configurations <http://fosdem.alsawiki.com/tiki-admin.php?page=general&cookietab=3>

- Use group homepages
- Go to the group homepage only if logging in from the default homepage

Look & Feel

→ Custom CSS

```
footer#footer { text-align: center; } footer { border-top: 1px solid; }
```

Admin Wiki

- General Preferences
 - Wiki URL scheme: *Replace spaces with underscores*
 - uncheck ~~Display page name as page title~~
 - Display page name above page
 - List authors: collaborative
 - Allow override per page
- Features
 - Comments below wiki pages
 - Structures
 - Make structure from page
 - Categorize structure pages together
 - Disable inherited direct object permissions
 - Pages not in structure

Recap

Set up global permissions

- Blogs
none
- Category
none
- Comments
add *Registered can read comments*
add *Registered can post comments*
- File galleries
delete *Can download files*
none
- Group
none
- User
none
- Wiki
delete *Can view page/pages*
none
- wiki structure
none
- Tiki
change *Registered can search*

Recap

Reload user browser: Lost access to everything, as expected.

Ugly message: Let's fix that.

Reorganise modules and HomePage

For the benefit of visitors.

HomePage

! Welcome to this FOSDEM talk demo site The purpose of this website is to demonstrate how to set up a site for collaborating efficiently with different customers which don't know about each other. As a Tiki and Free Software specialist freelancer, I have been using this system for my own communication with my customers for 8 years. They like it.

Remove list of authors.

Edit HomePage object permissions

Anonymous can view

Set Modules

Settings → Modules

Move login module from top to left
position: 1
mode: module

Add *Since last visit* to right section
Only visible to Registered

Add *Search* module to right (with more time, it might be nicer in top section but detailed placing requires CSS)

Restrict *Menu 42* module to Admins

Reload user browser: View the site for *Anonymous* users (not logged in)

Create a new workspace for AACMEE Corp (aacmee)

Totally fictitious Corporation, don't sue! ☐

Create category aacmee

- "Categories" → "Admin Categories" → Name : aacmee

Uncheck *Apply parent category permissions*

Create group aacmee

- *Description:* People involved in AACMEE Corp's projects.
- *Inherit permissions directly from following groups:* Registered
- *Group Home page:* aacmee - Homepage
- *Set default Category:* aacmee
Default category assigned to uncategorised objects edited by a user with this default group

Set Group permissions for category aacmee

"Categories" → "Admin Categories" → aacmee (spanner) → Permissions

Select group aacmee for display.

All permissions are set for group aacme

- blogs
Can post to a blog (tiki_p_blog_post)
Can read blogs (tiki_p_read_blog)'
- category
Can see the category in a listing (tiki_p_view_category)
Can add objects to the category (tiki_p_modify_object_categories permission required) (tiki_p_add_object)
Can remove objects from the category (tiki_p_modify_object_categories permission required) (tiki_p_remove_object)
- comments
Can post new comments (tiki_p_post_comments)
Can read comments (tiki_p_read_comments)
- file galleries
(all but *Can assign permissions to file galleries (tiki_p_assign_perm_file_gallery)*)
- group
(none)
- wiki
Can view page/pages (tiki_p_view)
Can edit pages (tiki_p_edit)
Can view wiki history (tiki_p_wiki_view_history)
Can roll back pages (tiki_p_rollback)
Can view wiki comments (tiki_p_wiki_view_comments)
- wiki structure
Can create and edit structures (tiki_p_edit_structures)
- Tiki
Can change the categories of an object (tiki_p_modify_object_categories)

Recap

Create user account *Vile Fox*

"Admin Users" → fill

- username: *Vile Fox*
- × User must change password at next login.
- email
- × Send an email to the user in order to allow him to validate his account.

(no self-registration, only professional contacts known beforehand here)

Set him in group *aacmee*, also as the default group

There won't be a confirmation mail (this is a demo running on a VM). Force validation as admin (right-hand spanner for user)

Log in and set the password for *Vile Fox*

Tip: For the demo, we create it early and actually use it. In real life, use "switch user" as an admin in the login module for testing what he can see and do.

Create file Gallery *aacmee*

First create a *projects* file gallery to keep things orderly.

- Create file Gallery *aacmee* in *Projects* → Keep track of number NNN
 - Optionally, create *aacmee* → *Invoices*

Group Monitor: *aacmee*

Create blog *aacmee day-to-day interventions*

- Create blog *aacmee day-to-day interventions*

Description:

Tasks performed for AACMEE Corp. This is for keeping track of day-to-day interventions

- Allow search

Categorize: *aacmee*

→ *Save* → Note number NNN

Group Monitor: *aacmee*

Create page *aacmee* - Homepage

aacmee - Homepage






aacmee

This section is reserved for people involved in ACME Corp and can be accessed by the following.

Pages of interest

aacmee - HomePage

Last posts 

Date	Title	Author
Wed 08 Dec, 2021	Check-file-indexing is lost in space ?	Bernard Sfez / Tiki Specialist
Wed 26 May, 2021	Protect all sessions with HTTPS enabled	luciash d' being 
Mon 14 Oct, 2019	Packages	luciash d' being 
Thu 02 May, 2019	Comments enabled for registered users	Gary Cunningham-Lee
Sat 17 Nov, 2018	Preference feature jquery validation disabled (Preference name: feature_jquery_validation)	luciash d' being 
Mon 03 Jul, 2017	Disabled "Users can choose to stay in SSL mode after an HTTPS login" to have SSL login always on.	luciash d' being 
Thu 06 Dec, 2012	Copyright turned off	Marc Laporte
Mon 02 Mar, 2009	Wiki Structures re-enabled	luciash d' being 
Fri 29 Aug, 2008	DocContributors granted the perms to edit doc.tw.o homepage	Xavi (as xavidp - admin)
Tue 19 Aug, 2008	site upgraded to the released tiki 2.0 stable	Xavi (as xavidp - admin)
Fri 11 Jul, 2008	changes to perms and disabling forum	Xavi (as xavidp - admin)
Fri 11 Jul, 2008	Blogs enabled, and blog created allowing post comments	Xavi (as xavidp - admin)

Last posts 

Documents



aacmee - Homepage

aacmee

This section is reserved for people involved in ACME Corp and can be accessed by the following.

Pages of interest aacmee - HomePage

Last posts 

Date	Title	Author
Wed 08 Dec, 2021	Check-file-indexing is lost in space ?	Bernard Sfez / Tiki Specialist
Wed 26 May, 2021	Protect all sessions with HTTPS enabled	luciash d' being 
Mon 14 Oct, 2019	Packages	luciash d' being 
Thu 02 May, 2019	Comments enabled for registered users	Gary Cunningham-Lee

Sat 17 Nov, 2018	Preference feature jquery validation disabled (Preference name: feature_jquery_validation)	luciash d' being ☐
Mon 03 Jul, 2017	Disabled "Users can choose to stay in SSL mode after an HTTPS login" to have SSL login always on.	luciash d' being ☐
Thu 06 Dec, 2012	Copyright turned off	Marc Laporte
Mon 02 Mar, 2009	Wiki Structures re-enabled	luciash d' being ☐
Fri 29 Aug, 2008	DocContributors granted the perms to edit doc.tw.o homepage	Xavi (as xavidp - admin)
Tue 19 Aug, 2008	site upgraded to the released tiki 2.0 stable	Xavi (as xavidp - admin)
Fri 11 Jul, 2008	changes to perms and disabling forum	Xavi (as xavidp - admin)
Fri 11 Jul, 2008	Blogs enabled, and blog created allowing post comments	Xavi (as xavidp - admin)

[Last posts](#) 

Documents

(Tiki 18 used Bootstrap 3 and the third-party fontawesome library glyphs changed names)

- *Make Structure* on *aacmee - Homepage*
- Categorise all pages in structure together → aacmee


Note structure number: NMM

http://projects.alsawiki.com/tiki-edit_structure.php?page=aacmee+-+Homepage&page_ref_id=NMM Group monitor structure: aacmee


Create custom module

So as to let users and yourself find their way. Admin → Modules Create new custom module Name: Custom menu aacmee Title: aacmee x ← Must be wiki parsed. Data:

Data template

```
__((aacmee - HomePage))__ {module module="menu" notitle="y" nobox="y" structureId="XXX" type="vert"}
__[fileXXX|Documents]____[blogXXX|Day-to-day activity]  __
```

Data already replaced with values you get if you start from scratch and follow the above instructions

```
__((aacmee - HomePage))__ {module module="menu" notitle="y" nobox="y" structureId="1" type="vert"}
__[file5|Documents]____[blog5|Day-to-day activity]  __
```

→ Create Click Assign Position: Left Order: 2 Groups: aacmee → Assign Edit again (double click) Groups: aacmee Flip: y Exit Modules Validate

That's it

You can add other customers and other companies and they won't see each other. Yet you can communicate with them and changes trigger email notifications.

Extensions and improvements

Please remember that more communication channels does not necessary lead to better communication. As an example, a small addition to the above would be to create a bug tracker for a customer/project. This would be done just like adding the blog or the file galleries above. Yet, in 8 years only a single customer of mine wanted to communicate using a bug tracker. If you feel constrained by the end result of the above and you would like full control of forms, processes and such, you can have a much more elaborate site and more customisation using Tiki's trackers feature (which really stands for our inbuilt database/forms system). That's more complex than the above, but also way more powerful. Yes, if you want more control than a plain blog, you can rewrite the blog feature using trackers. Same for file galleries. But that's off-topic.