

Credits

Credits are a way for Tiki users to have different stored value types of credits. They can be points, tokens, hours, minutes, numbers of uses of something, etc. This feature comes with an API to add and use credits for each user.

Somehow, it implies having the ability to define and use multiple currencies within a single Tiki site, similarly to what can be achieved with [Community Currencies](#) linked to a [CCLite](#) server, which allows using those multiple currencies with other sites (intertrading), sites which can be powered by Tiki or other CMS/Softwares, such as Joomla, Drupal, Elgg, etc.

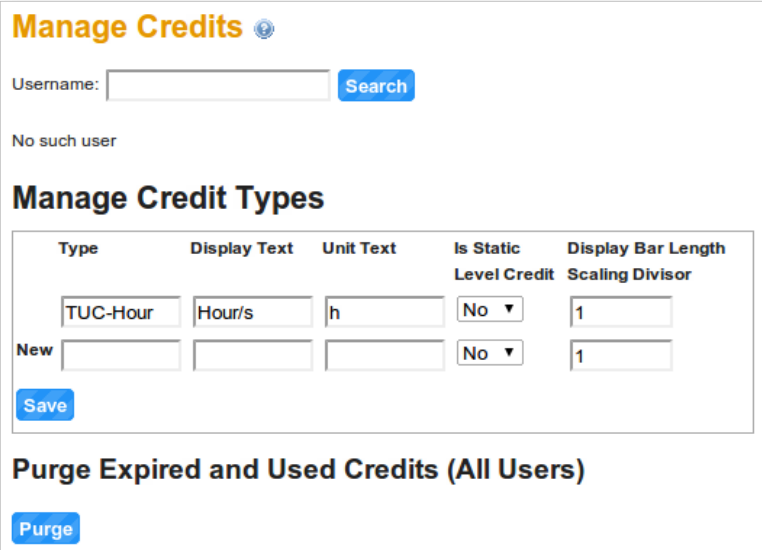
Credit Details

Credits have a few characteristics:

- Credits have expiry dates and validity periods.
- Admins can configure different credit types and you can have different credit types for different sites

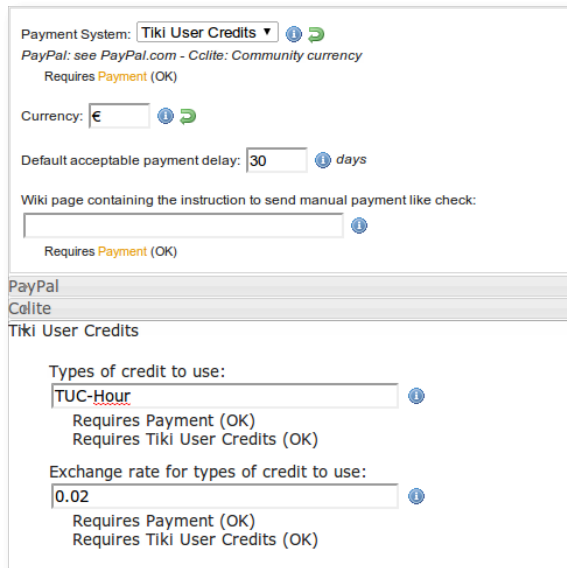
Admin Credits

- The admin panel for this feature is at **tiki-admin_credits.php**

The screenshot shows the 'Manage Credits' admin interface. At the top, there's a search bar for 'Username' with a 'Search' button. Below it, a message says 'No such user'. The main section is titled 'Manage Credit Types' and contains a table with columns: 'Type', 'Display Text', 'Unit Text', 'Is Static', and 'Display Bar Length'. The table has two rows: one for 'TUC-Hour' and one for 'New'. The 'Is Static' column has a dropdown menu with 'No' selected. The 'Display Bar Length' column has a text input field with '1'. Below the table is a 'Save' button. At the bottom, there's a section titled 'Purge Expired and Used Credits (All Users)' with a 'Purge' button.

Type	Display Text	Unit Text	Is Static	Display Bar Length
			Level Credit	Scaling Divisor
TUC-Hour	Hour/s	h	No ▾	1
New			No ▾	1

- You also need to define which TUC types are allowed in the tiki site, through "**Admin home > Payments > Tiki User Credits**" (tiki-admin.php?page=payment):



Payment System: **Tiki User Credits** ⓘ ↻

PayPal: see PayPal.com - Colite: Community currency
Requires Payment (OK)

Currency: € ⓘ ↻

Default acceptable payment delay: 30 ⓘ days

Wiki page containing the instruction to send manual payment like check:
ⓘ

Requires Payment (OK)

PayPal

Colite

Tiki User Credits

Types of credit to use:

TUC-Hour ⓘ

Requires Payment (OK)
Requires Tiki User Credits (OK)

Exchange rate for types of credit to use:

0.02 ⓘ

Requires Payment (OK)
Requires Tiki User Credits (OK)

- Credits are used in the order of the earliest expiration date. Credits with no expiration date are used last.

Some definitions (useful for the admin panel):

Credits page for non-Admin users (coming in Tiki 26)

Users can see their own credits in this page: **tiki-user_credits.php**

Add credits to users

You add credits to users through `tiki-admin_credits.php?userfilter=username` (being username the name of the user; which you

Manage Credits

Username:

Search

Type	Creation Date (YYYY-MM-DD HH:MM:SS)	Expiration Date (YYYY-MM-DD HH:MM:SS)	Used (level credits always 0)	Total
<input type="checkbox"/> TUC-Hour	2010-09-24 10:00:00	2010-09-25 23:55:00	0	20
<input type="checkbox"/> TUC-Hour	2010-10-01 10:00:00	2010-10-02 23:55:00	0	20
New <input type="text" value="TUC-Hour"/>	<input type="text"/>	<input type="text"/>	0	<input type="text"/>

Delete Checked

Save

User Credits Expiry Summary (Plans)

User Plan	Start of Latest Plan	Start of Next Plan	Expiry
TUC-Hour	2010-09-24 10:00:00	2010-10-01 10:00:00	2010-10-02 23:55:00

can type in the username search box

An admin can also set that a user has already consumed some of that set of allocated credits:

Use User Credits

Use:

Amount:

Use

And a report on the historical usage can be shown also:

Historical Usage Report

August

26

2010

all types

filter

September

25

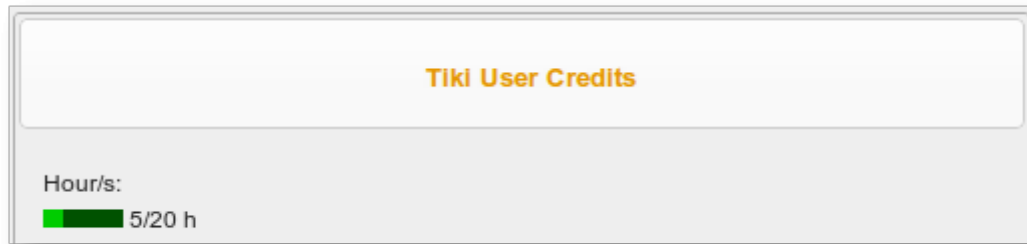
2010

Type	Usage Date	Amount Used
TUC-Hour	25-09-2010 15:31:26	5

Use Credits

You can pay invoices of Tiki [Payments](#) using [Tiki User Credits](#).

The credits that a user has left can be seen at any time by means of the module [Module credits](#):



Developer Tips

You could make use of functions in [lib/credits/creditlib](#):

function useCredits to use up credits and function addCredits to add credits for users. Also use getCredits to get a user's credit information, and getScaledCredits which extends getCredits with more human readable information.

alias
