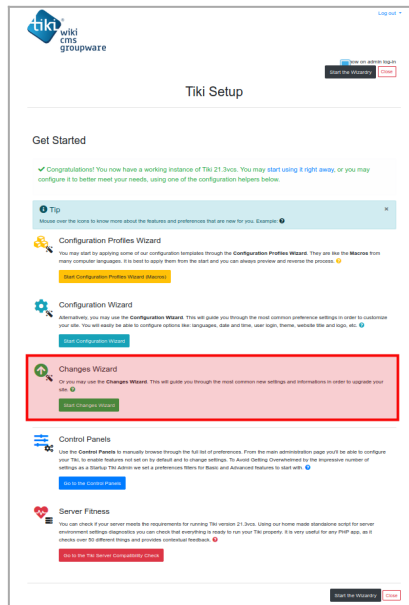


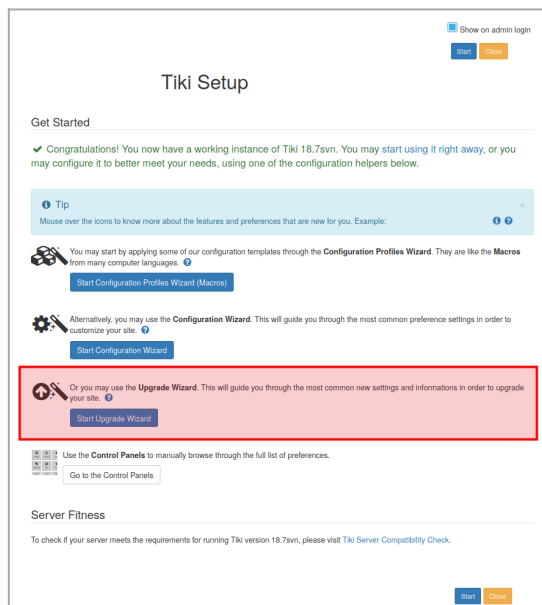
Changes Wizard

Starting in [Tiki12.2](#), this [Wizard](#) will guide you through the most common new settings and information in order to upgrade your site:


- Use it if you are upgrading from previous versions of Tiki, specially if you come from the previous Long Term Support (LTS) version.
- Some of these settings are also available through the [Admin Wizard](#), and all of them are available through [Control Panels](#)
- But this wizard will let you learn about them as well as enable/disable them easily according to your needs and interests for your site.



Click to expand



Click to expand

 ☒ Show on admin login

[Close](#)

[Start](#)

Tiki Setup

Get Started

✔ Congratulations! You now have a working instance of Tiki 12.3svn. You may [start using it right away](#), or you may configure it to better meet your needs, using one of the configuration helpers below.

Tip

Mouse over the icons to know more about the features and preferences that are new for you. Example:



You may start by applying some of our configuration templates through the **Configuration Profiles Wizard**. They are like the **Macros** from many computer languages.

[Start Configuration Profiles Wizard \(Macros\)](#)



Alternatively, you may use the **Admin Wizard**. This will guide you through the most common preference settings in order to customize your site.

[Start Admin Wizard](#)



Or you may use the **Upgrade Wizard**. This will guide you through the most common new settings and informations in order to upgrade your site.

[Start Upgrade Wizard](#)



Use the **Admin Panel** to manually browse through the full list of preferences.

[Go to the Admin Panel](#)

Server Fitness

To check if your server meets the requirements for running Tiki version 12.3svn, please visit [Tiki Server Compatibility Check](#).

It was first named as "Upgrade Wizard", and later, renamed to "Changes Wizard", to prevent confusion from users expecting it help them upgrade the software from one version to another. It is meant to display "what is new" in this tiki version, and display where possible the preferences and options from those new features for the tiki site admin.

Related:

- [Wizards](#)
- [Admin Wizard](#)
- [Profiles Wizard](#)
- [Upgrade](#)

See also: [Upgrade Wizard](#) (development site)

Alias names for this page:

[Upgrades Wizard](#) | [UpgradeWizard](#) | [UpgradesWizard](#) | [UpdateWizard](#) | [UpdatesWizard](#) | [Update Wizard](#) | [Updates Wizard](#) | [alias\(Change Wizard\)\)](#) | [ChangesWizard](#) | [Upgrade Wizard](#) | [UpgradeWizard](#)