

## 크레딧

- 크레딧
  - [Credit Details](#)
  - [Admin Credits](#)
  - [Add credits to users](#)
  - [Use Credits](#)
  - [Developer Tips](#)

[티키6](#)에서 소개된 크레딧은 티키 사용자로 하여금 크레딧의 상이한 저장된 값 유형들을 보유하도록 하는 한 방법입니다. 이는 점수, 토큰, 시간, 분, 어떤 사용 횟수, 기타 등등이 될 수 있습니다. 이 기능은 각 사용자에게 대하여 크레딧을 추가하고 사용할 API 와 함께 제공됩니다.

Somehow, it implies having the ability to define and use multiple currencies within a single Tiki site, similarly to what can be achieved with [Community Currencies](#) linked to a [CCLite](#) server, which allows using those multiple currencies with other sites (intertrading), sites which can be powered by Tiki or other CMS/Softwares, such as Joomla, Drupal, Elgg, etc.

## Credit Details

Credits have a few characteristics:

- Credits have expiry dates and validity periods.
- Admins can configure different credit types and you can have different credit types for different sites

## Admin Credits

- The admin panel for this feature is at **`tiki-admin_credits.php`**

## Manage Credits

Username:



No such user

### Manage Credit Types



Type	Display Text	Unit Text	Is Static Level Credit	Display Bar Length Scaling Divisor
TUC-Hour	Hour/s	h	No ▾	1
New <input type="text"/>	<input type="text"/>	<input type="text"/>	No ▾	1


### Purge Expired and Used Credits (All Users)


- You also need to define which TUC types are allowed in the tiki site, through "**Admin home > Payments > Tiki User Credits**" (tiki-admin.php?page=payment):

Payment System: **Tiki User Credits**  

PayPal: see [PayPal.com](https://www.paypal.com) - Clite: Community currency  
Requires **Payment** (OK)

Currency: €  

Default acceptable payment delay: 30  days


Wiki page containing the instruction to send manual payment like check:  
 


Requires **Payment** (OK)

---

PayPal  
Colite

#### Tiki User Credits

Types of credit to use:  
   
 Requires Payment (OK)  
 Requires Tiki User Credits (OK)

Exchange rate for types of credit to use:  
   
 Requires Payment (OK)  
 Requires Tiki User Credits (OK)

- Credits are used in the order of the earliest expiration date. Credits with no expiration date are used last.

Some definitions (useful for the admin panel):

## Add credits to users

You add credits to users through `tiki-admin_credits.php?userfilter=username` (being username the name of the user; which you

### Manage Credits

Username:

Type	Creation Date (YYYY-MM-DD HH:MM:SS)	Expiration Date (YYYY-MM-DD HH:MM:SS)	Used (level credits always 0)	Total
<input type="checkbox"/> TUC-Hour	2010-09-24 10:00:00	2010-09-25 23:55:00	0	20
<input type="checkbox"/> TUC-Hour	2010-10-01 10:00:00	2010-10-02 23:55:00	0	20
New <input type="text" value="TUC-Hour"/>	<input type="text"/>	<input type="text"/>	0	<input type="text"/>

### User Credits Expiry Summary (Plans)

User Plan	Start of Latest Plan	Start of Next Plan	Expiry
TUC-Hour	2010-09-24 10:00:00	2010-10-01 10:00:00	2010-10-02 23:55:00

can type in the username search bo

An admin can also set that a user has already consumed some of that set of allocated credits:

### Use User Credits

Use:

Amount:

And a report on the historical usage can be shown also:

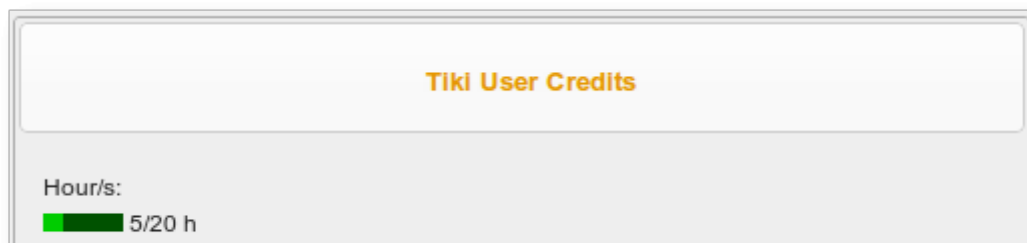
### Historical Usage Report

Type	Usage Date	Amount Used
TUC-Hour	25-09-2010 15:31:26	5

## Use Credits

You can pay invoices of Tiki [Payments](#) using [Tiki User Credits](#).

The credits that a user has left can be seen at any time by means of the module [Module credits](#):



## Developer Tips

You could make use of functions in [lib/credits/creditlib](#):

function useCredits to use up credits and function addCredits to add credits for users. Also use getCredits to get a user's credit information, and getScaledCredits which extends getCredits with more human readable information.

alias

---

[Credit](#) | [TUC](#) | [TUCs](#) | [Tiki User Credit](#) | [TikiUserCredit](#) | [TikiUserCredits](#) | [Tiki User Credits](#)