

1.1. Introduction

Introduction: This document describes the configuration of the notification system in the Tiki Wiki CMS Groupware. It covers the basic setup and the configuration options available in the user profile.

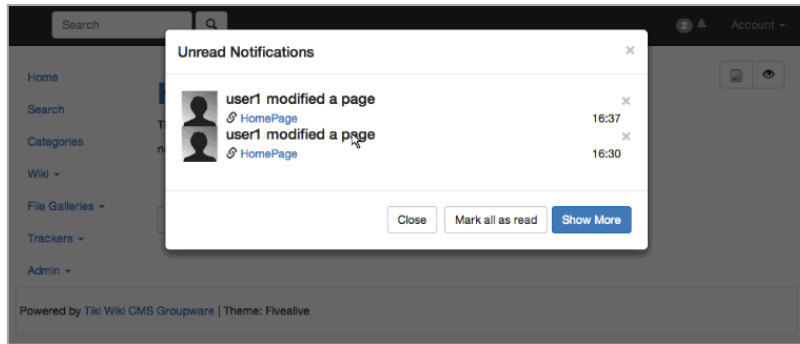


Figure 1.1: Unread Notifications dialog box

1.1. Introduction (Notifications) is a part of the Tiki Wiki CMS Groupware. It is a system that allows users to receive notifications about changes to the wiki. The system is configured in the user profile.

- 1.1. Introduction to the notification system
- 1.2. Configuration of the notification system
- 1.3. Notification types and categories
- 1.4. Notification delivery methods
- 1.5. Notification frequency and intervals
 - 1.5.1. Notification refresh interval
- 1.6. Conclusion

1.1. Introduction to the notification system

The notification system is a part of the Tiki Wiki CMS Groupware. It is a system that allows users to receive notifications about changes to the wiki. The system is configured in the user profile.

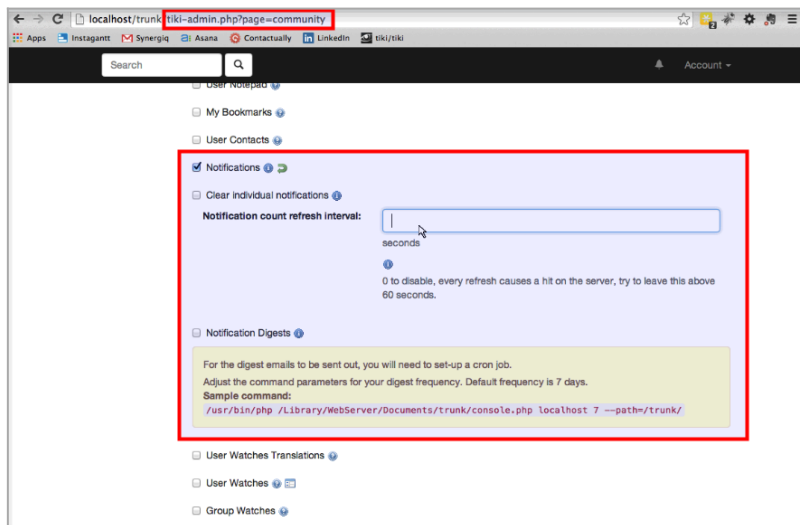
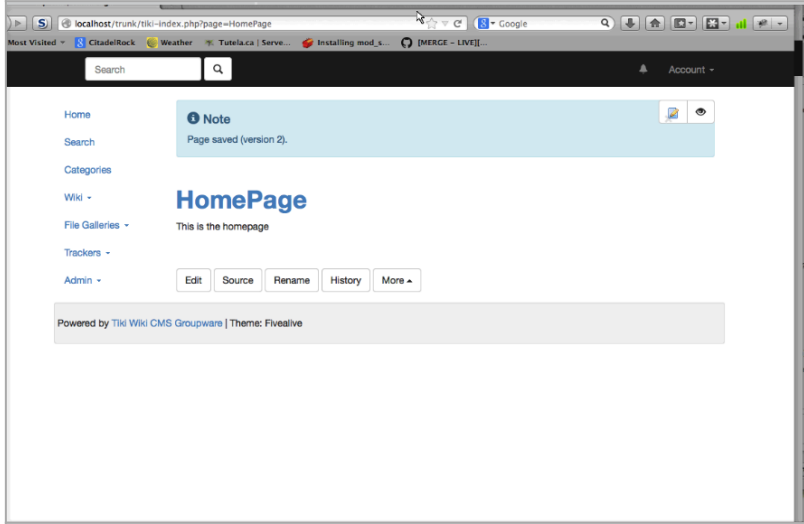


Figure 1.2: Notification count refresh interval configuration

1.2. ì, í, °íŽ~ì'îŠxì—ì,,œ ë³€ê²½ì,, ì•œë!¼

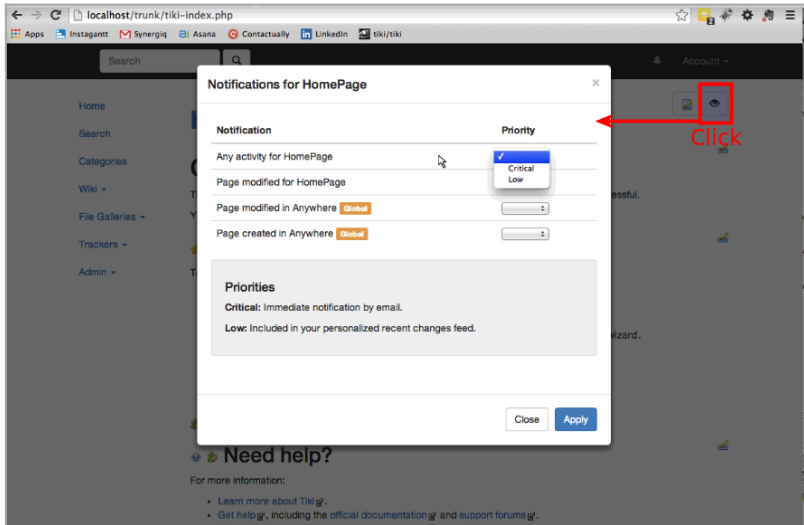
ì•œë!¼ ê, °ëŠ¥ì' ì,,xì •ë³ ê, ~ë©', ìŽ~ì'îŠxì—ì,,œ ë³€ê²½ë~ì—ì,, ë•œ ì•œë!¼ ì'îŠ'í,, °ê°€ í± ë" (top bar) ì—ì,,œ ê°±ì< ë©ë<^ë<x.

í™œì,,±í™" ë~ê³ ë, ~ë©', ê°œì²' ìfë<~ì" ë^ ëä~ì-í~ ì•,,ì'½ì' í,,ìž- ê°œì²' í™€ ì—°ê'€ëœ ëä~ë" ì•œë!¼ (ë²"ì£¼, êµ-ì°ì²', ë²~ì— ë° ê, °íŒ ê°œì²' ìž-ê, ë£ìš"ì†œ ë"±ì,, ëä~ë' í-í•")ì,, ê'€ëì-í•~ëŠ" í•œ ê°œì~ ì, í, °íŽ~ì'îŠxì¼ ìœê³µí•©ë<^ë<x.



í™•ëœëí•~ë xë©' í'ë!

1.3. ì¼ë¶€ ì•œë!¼ì,, ì,,xì •



í™•ëœëí•~ë xë©' í'ë!

ì•œë!¼ì€ ì,-ìš©ìžëìœ í•~ì—-ê, ^ ì•œë!¼ì~ ìš°ì,, ì^œìœ,,ë¥¼ ì,, íŒ• ì~ ìž^ë,,ëì í•©ë<^ë<x, ì'ëìœ í•~ì— ì—-ëŸ- ê°œì~ ìŽ~ì'îŠxì, ~ ê²œì<œíœ ê²œì<œë-¼ì— ì'í•~ì— ìŒì,,±ë~ëŠ" ì'ë©"¼ í™ì^~ì" ì-ì,, ìx,,¼ ì~ ìž^ì,, ê²fìž...ë<^ë<x.

1.4. ì•œë!¼ ë³'ê, °

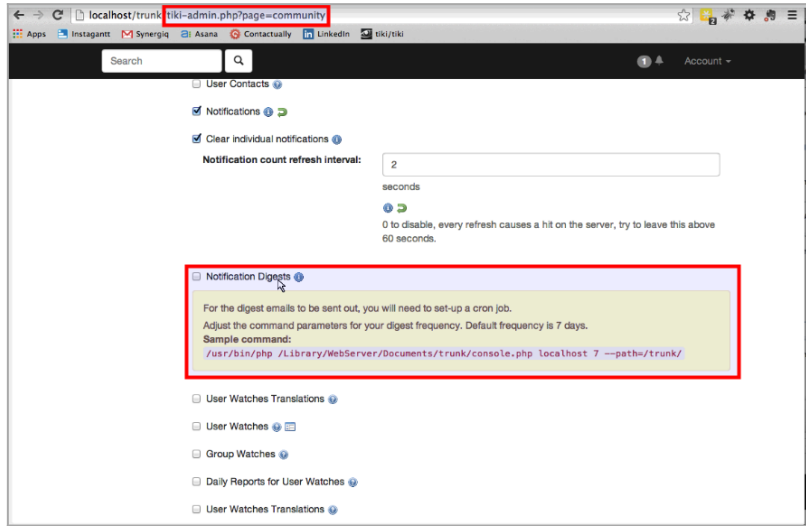
ì•œë!¼ì€ ì,-ìš©ìžë¥¼ ìœ,,í•~ì— ìŠ, ëì-ê±ëœ ì•œë!¼ì,, ë³'ì'í•~ê, ° ìœ,,í•~ì— ì™œë™ ìšxìŠ, ë!¼ ê, °ëŠ¥ (activity stream) ì,, ì,-ìš©í•©ë<^ë<x. ì'ëŠ" ì>ì,-ì'íŠ, ìžì²' ë, 'ë¶€ì—ì,,œ ë³¼ ì~ ìž±ê±ë, ~ ì£¼ê, òì ìš"ì•½ë³, ìœ¼ëìœ ë°œì†ìë ì~ ìž^ìšµë<^ë<x.

1.5. i's'i•1/2e3,

i•Ee|1/4i€ i>1i,-i'íŠ, ifi—i,,œ e3/4 i^~ iž'ê±°ë,~, i£1/4ê,°i i, i's'i•1/2e3,iœ1/4eiœ e°œit|e i^~ iž'išmë<^ë<α.

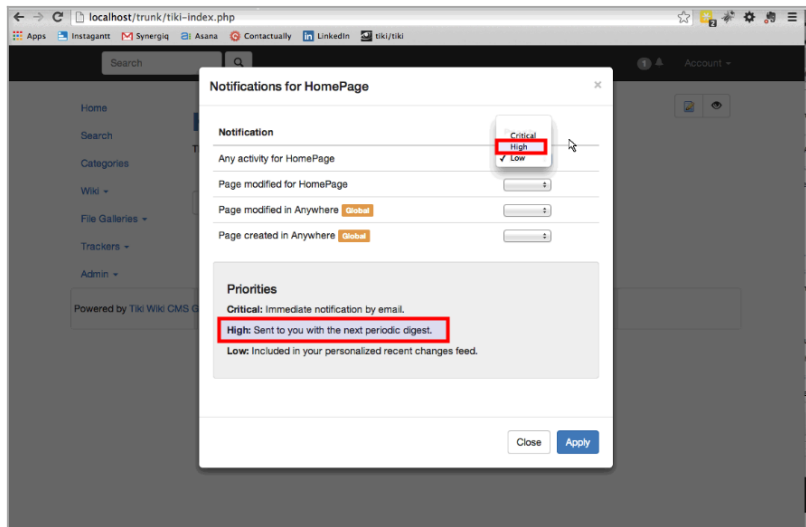
1.5.1. i•Ee|1/4 i's'i•1/2e3, í™ œi,,±í™ "

i•Ee|1/4 i's'i•1/2e3, ê,°ëš¥i, í™ œi,,±í™ " í• i^~ iž'išmë<^ë<α:



í™•ëE€í•~ë æë©' í'ë!

í' e°©ë²•i,, ítμí•~i—, iŋ"i>,,i— í<°í,æ ê°œi²'ë"æi~ i,-i's©iž i•Ee|1/4i—i,,œ e"œeië<æi's' e, 'ëŋ€i—i,,œ "ë†i'è" (High) ë¥1/4 i,, ífí• i^~ iž'išmë<^ë<α. í'ë ‡ê²E í•~ë©' ë<æiE i£1/4ê,°i i's'i•1/2e3,i— iŋ"ê°€ ë©ë<^ë<α.



í™•ëE€í•~ë æë©' í'ë!

ë'€ë "

- í™ œë™ i'sæíŠ,ë|1/4
- ítμí•© if%òi,
- Tutorial: User Notifications