


Messages

Overview

The Messages feature enables sending messages from one site user to another.

To access




Click the **Messages** icon  on the Admin Panel

or

Access **<http://example.org/tiki-admin.php?page=messages>**

Related Topics

- [Inter-User Messages](#)
- [Bugs and Wishes](#)

Option	Description	Default
User messages	Enables inter-user messages (for this to work for new users, the tiki_p_messages permission must be assigned to at least the Registered group)..	Disabled
Users accept internal messages by default		Enabled
Users can opt out of internal messages		Enabled
Maximum mailbox size	Maximum number of messages allowed in the mailbox.  <i>0 for unlimited</i>	0 messages
Maximum mail archive size	Maximum number of archive messages allowed.  <i>0 for unlimited</i>	200 messages
Maximum sent box size	Maximum number of sent messages allowed in the mailbox.  <i>0 for unlimited</i>	200 messages
Show user's real name	Use the user's real name instead of log-in name in the autocomplete selector in the messaging feature.	Disabled
Truncate internal message notification	Number of characters to show in the message notification sent through email, with a link to read the full internal message.	2500 characters