


Tiki Cache/System admin

Formerly known as "System Administration", you can use this page to clear Tiki cache files and to compile the language-specific template (TPL) files. Since [Tiki3](#), all Tiki caches can be deleted in one click in your Tiki site.





Basic information

To access the System Administration page, select **Tiki Cache/Sys Admin** from the Admin menu. The System Administration page appears:

System Admin

 **Tip**
If your Tiki is acting weird, first thing to try is to clear your cache below. Also very important is to clear your cache after an upgrade (by FTP/SSH when needed).

Exterminator of cached content

Directory	Files/Size	Action
./templates_c/	(46 Files / 602.28 Kb)	
./modules/cache/	(3 Files / 578 b)	
./temp/cache/	(9 Files / 63.92 Kb)	
All user prefs sessions		

Directories to save:

- img/trackers
- img/wiki
- img/wiki_up

Templates compiler

Language	Pages/Size	Action
ar	(0 Files / 0 Kb)	Compile
pt-br	(0 Files / 0 Kb)	Compile
ca	(0 Files / 0 Kb)	Compile
hr	(0 Files / 0 Kb)	Compile
tw	(0 Files / 0 Kb)	Compile
tv	(0 Files / 0 Kb)	Compile
uk	(0 Files / 0 Kb)	Compile

☒ Advanced feature: Fix UTF-8 Errors in Tables: [Show/Hide](#)

Exterminator of cached content

To clear a specific cache, click the Delete button for that cache.

Files that are included in the **Directories to save** directories will *not* be deleted.

Save Directories

Tiki allows you to make a compressed file containing some custom files that you may have uploaded in your installation, such as images to wiki pages or tracker items (if you didn't set Tiki to store them in file galleries).

You need to indicate the "**Full Path to the Zip File**" (in the server file tree), and then you can click at "**Generate Zip**"

The section "Save Directories" lists the directories that will be saved, depending on the features that you have enabled in your tiki site. Basic folders are:

- img/wiki
- img/wiki_up

Templates compiler

In old versions of Tiki (such as 1.9, and such), you could manually force the compilation of all templates of your tiki site.

Aliases

[Tiki Cache/Sys Admin](#)

[Sys Admin](#)

[SysAdmin](#)

[Tiki Cache](#)

[TikiCache](#)

Related

[Link Cache](#)