

Translation of this page is incomplete.

## Funktionen

Tiki ist eines der funktionsreichsten CMS-Programme weltweit. Tatsächlich ist es - soweit uns bekannt - die Open Source Anwendung mit den **meisten von Haus aus eingebauten Funktionen** überhaupt. Sollte das nicht richtig sein, so sind Sie eingeladen, diese Seite zu ändern 😊.

Im Gegensatz zu anderen Open Source Projekten, die nur wenige Funktionen mitbringen, und dadurch die Benutzer dazu animieren Funktionen von Drittanbieters zu installieren, bringt Tiki eine grosse Anzahl von Funktionen von Haus aus mit. Damit wird sichergestellt, dass bei Updates alle Funktionen auch weiterhin nutzbar bleiben. Ausserdem erlaubt dies, Funktionen stark zu integrieren und Inhalte in verschiedenen Funktionen ohne Einschränkungen zu nutzen. Z.B.: kann man den [Wiki Syntax](#) in allen Funktionen von Tiki benutzen, d.h. in Wiki Seiten, Foreneinträgen, Trackern, u.a. Erfahren Sie mehr über das Tiki [Model](#).

Tiki befindet sich in einem Zustand, in dem es durch die Tiki Gemeinde andauernd weiter entwickelt wird, so dass manche Funktionen noch nicht vollständig fertig entwickelt sind. Diese Seite bietet ein Bewertungssystem für jede einzelne Funktion an, um sich ein Bild davon zu machen, ob Tiki für Sie die richtige Wahl ist.

Die Bewertungen sind für die [letzte stabile Version](#). Die nächste grössere Version wird weitere Verbesserungen der u.a. Funktionen und auch neue Funktionen bringen.

### Bewertungssystem

**A:** Ausgezeichnet - **B:** Sehr gut - **C:** gut - **D:** schlecht - **E:** sehr schlecht

### Subjektive Eigenbewertung durch die Tiki Gemeinde

- Setup/admin UI: Wie einfach / intuitiv ist es, diese Funktion zu konfigurieren?
- UI end user : Wenn die Funktionen konfiguriert ist, wie einfach / intuitiv ist die Benutzung für den Enduser? (war es die Arbeit wert?)
- Stability: Wie viele Bugs gibt es noch?
- Feature-set / power: Wie gut ist diese Funktion im Vergleich zu anderen Open Source Anwendungen? *Nach dieser Spalte erfolgt standarmäßig die Sortierung*

### Inhaltsbezogene Funktionen

| Feature name and link        | Description  | Dev (Bug reports & Feature requests) | Setup and admin UI | UI end user | Stability | Feature-set and power |
|------------------------------|--|--------------------------------------|--------------------|-------------|-----------|-----------------------|
| <a href="#">File Gallery</a> | Storage and sharing via download or display in pages, of images, videos, and other file types . Supports check-in and check-out (lock), versions, etc. | 🔧                                    | A                  | B           | A         | A                     |
| <a href="#">Calendar</a>     | Events calendar with public, private and group channels  | 🔧                                    | B                  | B           | B         | A                     |

| Feature name and link         | Description  | Dev (Bug reports & Feature requests)  | Setup and admin UI | UI end user | Stability | Feature-set and power |
|-------------------------------|--|---|--------------------|-------------|-----------|-----------------------|
| <a href="#">File Gallery</a>  | File Galleries enable secure and efficient uploading, storage, downloading and other serving of all types of files including images, videos, podcasts, text and PDF documents and more.  |    | B                  | C           | B         | A                     |
| <a href="#">Trackers</a>      | Facts and figures storage and retrieval. A forms and database generator, with reporting. Can be used for a bug tracker, item database, issue tracker, etc  |    | B                  | A           | B         | A                     |
| <a href="#">Wiki</a>          | Collaboratively authored documents with history of changes. Tiki's wiki has all the features you could want from a first-rate wiki. Ex.: attach files, comments, history, images, warn on edit, page locking, powerful wiki syntax, alternative WYSIWYG editor, etc.   |    | A                  | A           | A         | A                     |
| <a href="#">Maps</a>          | Maps can be created and displayed using OpenLayers and OpenStreetMap.  |  | B                  | B           | B         | A                     |
| <a href="#">Kaltura Video</a> | Video management   |  | C                  | B           | B         | A                     |
| <a href="#">My Account</a>    | Provide content organization and communication tools for registered users<br><a href="#">Bookmark</a> , <a href="#">User Preferences</a> , <a href="#">Watch</a> , <a href="#">User Menu</a> , <a href="#">Task</a> , <a href="#">Inter-User Messages</a> , <a href="#">User Files</a> , <a href="#">Notepad</a> and Mini Calendar |  | A                  | A           | C         | B                     |

| Feature name and link          | Description  | Dev (Bug reports & Feature requests)  | Setup and admin UI | UI end user | Stability | Feature-set and power |
|--------------------------------|--|---|--------------------|-------------|-----------|-----------------------|
| <a href="#">Articles</a>       | Articles can be used for date-specific news and announcements. You can configure articles to automatically publish and expire at specific times or to require that submissions be approved before becoming "live." In addition to <a href="#">categories</a> and <a href="#">tags</a> , articles include their own unique classification system of Topics and Types. |    | B                  | B           | B         | B                     |
| <a href="#">FAQ</a>            | Create pages of frequently asked questions and answers.  |    | B                  | B           | B         | B                     |
| <a href="#">Surveys</a>        | Create questionnaires with multiple-choice or open-ended questions.  |    | A                  | A           | B         | B                     |
| <a href="#">Quizzes</a>        | Create timed quizzes with recorded scores.   |  | D                  | C           | C         | B                     |
| <a href="#">Blogs</a>          | Multiple blogs can be created with various author and display configurations, etc.   |  | A                  | A           | A         | B                     |
| <a href="#">Featured Links</a> | Simple menu system which can optionally add an external web page in an iframe  |  | B                  | A           | A         | B                     |
| <a href="#">Tasks</a>          | A site user's to-do list. Tasks can be sent to other users. Also, there can be shared group tasks.   |  | B                  | B           | B         | B                     |
| <a href="#">Slideshows</a>     | Turn a wiki page into slideshow (each slide is the wiki content only, without "chrome") by using more than one title bar in the page, or make a multi-page slideshow from a <a href="#">structure</a> .  |  | C                  | B           | B         | B                     |
| <a href="#">BigBlueButton</a>  | Open source instruction-focused real-time collaboration tool. (Audio/Video/Screensharing/Chat)   |  | C                  | A           | B         | B                     |

| Feature name and link                                    | Description  | Dev (Bug reports & Feature requests)  | Setup and admin UI | UI end user | Stability | Feature-set and power |
|--|--|---|--------------------|-------------|-----------|-----------------------|
| <a href="#">Screencasts (Feature removed in Tiki 17)</a> | This permits capturing the device screen and uploading to Tiki. An image is produced (that you can then draw on), or short video with sound. The jCapture applet is used.  |    | A                  | A           | C         | B                     |
| <a href="#">Messages</a>                                 | Internal (within the site) messages from one site user to another.   |    | A                  | A           | A         | B                     |
| <a href="#">Webmail</a>                                  | Provides a webmail interface for site users' own IMAP or SMTP accounts. The Webmail tool has been massively improved since in <a href="#">Tiki20</a> . Please see <a href="#">Email as a first-class citizen</a>               |    | C                  | B           | C         | B                     |
| <a href="#">MiniChat</a>                                 | Real-time group text chatting  |  | A                  | C           | B         | C                     |
| <a href="#">Inter-User Messages</a>                      | Enable users to send internal messages to each other (like email but internal to the Tiki site). A message can be broadcast to multiple users in a Tiki group or to all site users if the appropriate permissions are granted. |  | B                  | B           | A         | C                     |
| <a href="#">Spreadsheet</a>                              | Spreadsheets supporting calculations and charts, import/export, etc.   |  | A                  | A           | C         | C                     |
| <a href="#">Directory (links)</a>                        | User-submitted Web links   |  | A                  | A           | A         | C                     |
| <a href="#">Newsletters</a>                              | Create and send email newsletters (plain text and HTML) to subscribed site users and other individuals.  |  | A                  | A           | B         | C                     |

| Feature name and link              | Description  | Dev (Bug reports & Feature requests)  | Setup and admin UI | UI end user | Stability | Feature-set and power |
|------------------------------------|--|---|--------------------|-------------|-----------|-----------------------|
| <a href="#">Forums</a>             | Forums are online discussions organized by topic (or thread). Tiki forums feature threaded or flat views, file attachments, moderation and queuing, monitoring (subscription) of particular forums or topics, and full usage of wiki syntax. |    | B                  | C           | B         | C                     |
| <a href="#">Live Support</a>       | One-on-one chat with customer or other individual  |    | C                  | B           | C         | C                     |
| <a href="#">HTML Pages</a>         | Static and dynamic HTML content. Note: HTML can be used in wiki pages. This is a separate feature.   |    | B                  | A           |           | C                     |
| <a href="#">User Files</a>         | Users upload files and store them in their Tiki personal space; they can then download the files.  |   | C                  | C           | B         | C                     |
| <a href="#">Notepad</a>            | Users can write, upload, download and read notes. Notes can be read as raw text files or as wiki pages interpreting the wiki markup syntax. The user-quota that admin can control is used to set the maximum size that user notes can take.  |  | B                  | B           | B         | C                     |
| <a href="#">User Pages</a>         | This provides each user with a personal wiki page that only he/she can edit. All User Pages have a similar, configurable name that includes the user name.   |  | A                  | B           | A         | C                     |
| <a href="#">Shoutbox</a>           | Quick comment (graffiti) box. Like a group chat, but not in real time.   |  | A                  | A           | A         | D                     |
| <a href="#">Contact us</a>         | Basic form for site visitors to send a message to the site admin.  |  | E                  | A           | A         | D                     |
| <a href="#">Friendship Network</a> | Users can designate other users as "friends" using either the "follow" or "like" method.   |  | C                  | B           | B         | D                     |

| Feature name and link         | Description   | Dev (Bug reports & Feature requests)  | Setup and admin UI | UI end user | Stability | Feature-set and power |
|-------------------------------|---|---|--------------------|-------------|-----------|-----------------------|
| <a href="#">Shopping Cart</a> | A simple shopping cart feature - Information on products or services can be maintained in wiki pages or trackers with display via <a href="#">Pretty Tracker</a> ) and purchases added to <a href="#">Module Cart</a> through the <a href="#">PluginAddToCart</a> and sent to the <a href="#">payment</a> page. |  | B                  | B           | B         | D                     |

### Steuerungsbezogene Funktionen


| Feature name and link      | Description  | Dev (Bug reports & Feature requests)  | Setup and admin UI | UI end user | Stability | Feature-set and power |
|----------------------------|--|---|--------------------|-------------|-----------|-----------------------|
| <a href="#">Bookmarks</a>  | User bookmarks let users bookmark internal or external pages, create folders and organize their personal bookmarks in folders. Bookmarks can be cached if that option is enabled. A module is provided to let the users see their bookmarks, navigate through them, and add new bookmarks. |  | C                  | C           | C         | C                     |
| <a href="#">Categories</a> | Global category system. Items of different types (wiki pages, articles, tracker items, etc) can be added to one or many categories. Categories can have permissions.   |  | B                  | B           | B         | A                     |

| Feature name and link                            | Description  | Dev (Bug reports & Feature requests)  | Setup and admin UI | UI end user | Stability | Feature-set and power |
|--|--|---|--------------------|-------------|-----------|-----------------------|
| <a href="#">Menus</a>                            | Menu items are filtered by permission, by group or activation of relevant feature. Both Bootstrap and Superfish CSS/jQuery menus are supported.  |    | C                  | A           | B         | A                     |
| <a href="#">Look and Feel</a>                    | The site can be customized or personalized using the admin interface, to set the site title, logo and so on. No need for editing PHP or Smarty TPL files.  |    | B                  | A           | B         | A                     |
| <a href="#">Modules</a>                          | Boxes for content, typically on the left or right of a portal-style site but can be placed anywhere, even in page content, with or without a visual frame. Very useful for navigation and content re-use. <a href="#">Over 100 built-in modules</a> are available, and site admins can create their own. |    | A                  | A           | B         | A                     |
| <a href="#">Semantic Links</a>                   | Going beyond <a href="#">Backlinks</a> , allows to define some semantic relationships between wiki pages   |  | C                  | C           | B         | B                     |
| <a href="#">Custom Home (Removed in Tiki 15)</a> | This feature was made redundant by the ability, via PluginLayout, etc., to fully customize a standard wiki page to use as the Homepage.  |  | B                  |             | A         | C                     |








| Feature name and link                      | Description   | Dev (Bug reports & Feature requests)  | Setup and admin UI | UI end user | Stability | Feature-set and power |
|--|---|---|--------------------|-------------|-----------|-----------------------|
| <a href="#">Structure</a>                  | In Tiki terminology, a structure is a hierarchy for wiki pages. Structures have navigational features such as breadcrumb links and menus; also enabled is printing all pages in the structure and in order. |    | B                  | B           | A         | A                     |
| <a href="#">Meta Elements</a>              | Administer your meta tags via the admin panel (no FTP transfers necessary).   |    | B                  |             | A         | C                     |
| <a href="#">User Menu</a>                  | Add personal items to the User Menu section in the application menu.  |    |                    |             |           | unrated               |
| <a href="#">Search Engine Optimization</a> | Tiki is search engine friendly. For a Tiki site running on Apache web server, the .htaccess file enables short, meaningful URLs.  |  |                    |             |           | C                     |

## Transversale Funktionen





Dieses sind Funktionen, die auf verschiedene Inhaltsbereiche angewendet werden.

| Feature name and link    | Description   | Dev (Bug reports & Feature requests)  | Setup and admin UI | UI end user | Stability | Feature-set and power |
|--------------------------|---|---|--------------------|-------------|-----------|-----------------------|
| <a href="#">Workflow</a> | Workflow is provided by means of category transitions and other configuration settings. |  | C                  |             | B         | A                     |



| Feature name and link  | Description  | Dev (Bug reports & Feature requests)  | Setup and admin UI | UI end user | Stability | Feature-set and power |
|--|--|---|--------------------|-------------|-----------|-----------------------|
| <a href="#">i18n</a>   | i18n (or internationalization) - Tiki is translated in 20 languages. Handles multilingual navigation & content. Can keep track of translation (de)synchronization. <a href="http://wiki-translation.com">http://wiki-translation.com</a>                                       |    | C                  | B           | B         | A                     |
| <a href="#">Compression</a>  | Transparently compress your pages on-the-fly.  |    | A                  | A           | B         | A                     |
| <a href="#">Themes</a>   | Thirty-three visual themes are included and several have theme options (color variants). And, with Bootstrap compatibility, it is straightforward to create your own. Tiki themes are visual layers only and so avoid the possibility of introducing a security vulnerability. |    | A                  | A           | A         | A                     |
| <a href="#">News Feeds</a>   | Outgoing RSS feeds can be generated, and external RSS feeds can be subscribed to.  |  | B                  | B           | B         | A                     |
| <a href="#">Search</a>   | Configurable site search engine that indexes content of many features  |  | B                  | B           | B         | A                     |
| <a href="#">Interaction with popular external software, services or websites</a> | For example: <a href="#">Google video</a> , <a href="#">Google Maps</a> , <a href="#">YouTube</a> , <a href="#">Skype</a> , <a href="#">Google AdSense</a> , <a href="#">Mindmap</a> and <a href="#">many more!</a>  |  |                    |             |           | A                     |
| <a href="#">Workspaces</a>   | Workspaces permit you to segment a Tiki instance into smaller restricted-access sections with unique preferences, themes, etc.   |  | D                  | B           | B         | A                     |



| Feature name and link           | Description   | Dev (Bug reports & Feature requests)  | Setup and admin UI | UI end user | Stability | Feature-set and power |
|---------------------------------|---|---|--------------------|-------------|-----------|-----------------------|
| <a href="#">Comments</a>        | Comment posting available for many features (wiki pages, articles, blogs, forums, etc)  |    | B                  | B           | B         | B                     |
| <a href="#">Mobile</a>          | Tiki uses the Bootstrap CSS framework by default for responsive web design - pages conform to the display size of all desktop and mobile devices.                 |    | B                  | B           | B         | B                     |
| <a href="#">Watch</a>           | Site users can mark a page or other object to be notified by email when it is updated.  |    | B                  | B           | C         | B                     |
| <a href="#">Mail-In</a>         | Submit wiki pages or articles via e-mail.   |    | C                  | C           | C         | B                     |
| <a href="#">Tags</a>            | Wiki pages, articles, and so on can be given tags (aka freetags or folksonomy tags) for quick ad hoc content categorization.                                      |  | A                  | B           | C         | B                     |
| <a href="#">Social Networks</a> | Integrates popular social networks (such as <a href="#">Facebook</a> , <a href="#">Twitter</a> , <a href="#">Linkedin</a> or <a href="#">Google+</a> ) into Tiki. |  | B                  | B           | B         | B                     |
| <a href="#">Print</a>           | Includes printing pages, groups of pages, and PDF documents.  |  | B                  | B           | B         | B                     |
| <a href="#">Statistics</a>      | Site-wide statistics for many features. Referrer stats and search stats also available.   |  | B                  | B           | C         | C                     |
| <a href="#">Banners</a>         | Insert, track, and manage advertising banners.  |  | B                  | A           | B         | C                     |
| <a href="#">Rating</a>          | Lets users vote on wiki pages & tracker items   |  | D                  | B           | D         | C                     |





| Feature name and link         | Description  | Dev (Bug reports & Feature requests)  | Setup and admin UI | UI end user | Stability | Feature-set and power |
|-------------------------------|--|---|--------------------|-------------|-----------|-----------------------|
| <a href="#">Contribution</a>  | Allow selecting, reporting and exporting the type of contributions made by site users.   |    | A                  | A           | B         | C                     |
| <a href="#">Score</a>         | If appropriate for the site, this feature implements a game approach to motivate people to participate in the online community. Users are given points for things they do in the site, like writing or reading an article, starting a new topic in a forum, voting in a poll, etc. They also earn points by having his/her blogs and articles read and commented on. Then the users will be able to see their position in a ranking. |    |                    |             |           | C                     |
| <a href="#">Accessibility</a> | Not so much a feature as a value, <a href="#">web accessibility</a> is prioritized in Tiki.  |  |                    |             |           | C                     |
| <a href="#">Tell a Friend</a> | With this feature activated, to share pages, a link "Email this page" is added at the top of all pages.  |  | B                  | B           | B         | C                     |
| <a href="#">Community</a>     | Configure site community settings such as user identity and participation details, and social interaction settings.  |   | B                  | B           | B         | C                     |




| Feature name and link       | Description  | Dev (Bug reports & Feature requests) | Setup and admin UI | UI end user | Stability | Feature-set and power |   |
|-----------------------------|--|--------------------------------------|--------------------|-------------|-----------|-----------------------|---|
| <a href="#">Color Modes</a> | Color modes enable website users to select an alternative color scheme. Initially in Tiki 26, users can switch between light, dark, and auto (auto mode means following the preference set in the user's browser). In Tiki 26.1, the ability to add custom color modes via Look and Feel admin controls will be added. |                                      |                    | C           | B         | C                     | C |

### Textbereichsbezogenen Funktionen

Dieses sind Funktionen, die in allen Textbereichen benutzt werden können, z.B. in Wiki Seiten, Blogs, Artikeln und Foren.






| Feature name and link            | Description   | Dev (Bug reports & Feature requests)  | Setup and admin UI | UI end user | Stability | Feature-set and power |
|----------------------------------|---|---|--------------------|-------------|-----------|-----------------------|
| <a href="#">Hotwords</a>         | If enabled, wiki pages are parsed and some words are automatically converted to HTML links. |  |                    |             |           | C                     |
| <a href="#">Dynamic Variable</a> | Snippets of text which can be reused throughout Tiki.                                       |  |                    | C           |           | C                     |






| Feature name and link           | Description  | Dev (Bug reports & Feature requests)  | Setup and admin UI | UI end user | Stability | Feature-set and power |
|---------------------------------|--|---|--------------------|-------------|-----------|-----------------------|
| <a href="#">Copyright</a>       | The Copyright Management System (or ©MS) is a way of licensing your content and displaying that license information, such as under an open or free content license. By switching this feature on, you can define a content license for all your wiki content, associate copyright notices with individual pages and display a full license for printing. |    | D                  |             |           | C                     |
| <a href="#">Polls</a>           | Make and manage lists of options to be voted on; polls are displayed in a module (in left or right column or other module zone, in wiki pages, etc.).  |  | B                  | A           | C         | C                     |
| <a href="#">Wiki Plugins</a>    | <a href="#">Over 100 built-in plugins</a> extend the function of wiki syntax with more specialized commands. It is very easy to create your own plugins with <a href="#">plugin alias</a> or from scratch.   |  | B                  | B           | B         | A                     |
| <a href="#">External Wikis</a>  | Create links easily with other wikis.  |   | B                  | B           | A         | C                     |
| <a href="#">Random Taglines</a> | Taglines (aka "cookies" or "fortune cookies") drawn randomly and displayed.  |  | B                  | B           | A         | C                     |

| Feature name and link                       | Description   | Dev (Bug reports & Feature requests)  | Setup and admin UI | UI end user | Stability | Feature-set and power |
|---|---|---|--------------------|-------------|-----------|-----------------------|
| <a href="#">Cache</a>                       | External URLs can be cached inside Tiki - this is possible for links from the Wiki as well as for the User Bookmarks  | {  | B                  | B           | A         | C                     |
| <a href="#">Content Template</a>            | Create and select reusable text or layout code when editing a wiki page, article, or newsletter to have a consistent look and feel and/or content.  |    | B                  | B           | B         | C                     |
| <a href="#">Wiki Syntax</a>                 | Apply formatting and styling to text directly or via editor toolbar buttons; no need for HTML. Strong help feature and usable throughout various features such as blogs and articles, not just in the wiki! |    | B                  | B           | B         | A                     |
| <a href="#">Automatic Table of Contents</a> | Automatically generate and display a table of contents based on page titles within a structure (toc), or from the headings on a page (maketoc).   |   | A                  | C           | A         | C                     |
| <a href="#">Toolbars</a>                    | The edit page toolbar enables styling text, adding an image, Makes using wiki syntax easy. Custom buttons can be added, and toolbars can be customized for the various sections of the site.                |  | C                  | C           | B         | A                     |








| Feature name and link        | Description  | Dev (Bug reports & Feature requests) | Setup and admin UI | UI end user | Stability | Feature-set and power |
|------------------------------|--|--------------------------------------|--------------------|-------------|-----------|-----------------------|
| <a href="#">PluginModule</a> | Insert a content or functionality module in any editable-text area of the site, such as a wiki page, article, etc. |                                      | B                  | C           | B         | B                     |


## Verwaltungsfunktionen

| Feature name and link                   | Description  | Dev (Bug reports & Feature requests)  | Setup and admin UI | UI end user | Stability | Feature-set and power |
|---|--|---|--------------------|-------------|-----------|-----------------------|
| <a href="#">Permissions</a>             | Different rights can be assigned to groups. (ACLs)   |    | C                  |             | A         | A                     |
| <a href="#">Theme Control</a>           | Visual themes can be flexibly assigned per user group, site section, content category, and so on.  |  | A                  | A           | A         | A                     |
| <a href="#">Cache</a>                   | Tiki uses the built-in cache of the <a href="#">Smarty template engine</a> .   |  | A                  | A           | B         | A                     |
| <a href="#">External Authentication</a> | Can use LDAP (Active Directory), PAM, <a href="#">Auth</a> , <a href="#">Http web server</a> , <a href="#">CAS</a> or <a href="#">Shibboleth</a> . |  | B                  | A           | B         | A                     |
| <a href="#">Installation</a>            | Tiki site installation is a simple process of going through the steps of a wizard, and post-install configuration also offers wizard options.      |  | A                  |             | A         | A                     |




| Feature name and link                | Description   | Dev (Bug reports & Feature requests)  | Setup and admin UI | UI end user | Stability | Feature-set and power |
|--------------------------------------|---|---|--------------------|-------------|-----------|-----------------------|
| <a href="#">User Administration</a>  | Great flexibility in handling user registration, logging in, and banning of users, should that be necessary.  |    | A                  | A           | A         | A                     |
| <a href="#">Groups</a>               | The three default groups (anonymous, registered, and admin) can be added to freely as needed for the site. Groups can inherit other groups' permissions, to simplify access management. |    | A                  | A           | A         | A                     |
| <a href="#">Manager</a>              | A combination of shell and PHP scripts to install, update, backup and monitor (check security of) a large number of Tiki installations (instances).                                     |   | D                  |             | C         | A                     |
| <a href="#">Profiles</a>             | In Tiki terminology, a "profile" is a set of site configuration preferences and website item creation instructions that are applied as a group.   |  | A                  | A           | B         | A                     |
| <a href="#">Communication Center</a> | Send/receive objects to and from other Tiki-powered sites   |  | B                  | A           | A         | B                     |





| Feature name and link         | Description   | Dev (Bug reports & Feature requests)  | Setup and admin UI | UI end user | Stability | Feature-set and power |
|-------------------------------|---|---|--------------------|-------------|-----------|-----------------------|
| <a href="#">Intertiki</a>     | Authenticate users and grant them appropriate permissions at a "slave" Tiki site based on user data from an external "master" Tiki site. (This is used at the Tiki project sites, for example.) |    | D                  | C           | D         | B                     |
| <a href="#">Banning</a>       | Block access from individual IPs or ranges of IPs.  |    | A                  | A           | A         | B                     |
| <a href="#">Edit Template</a> | Edit the Smarty template files that Tiki is built with via the admin control panel.   |    | B                  |             | C         | B                     |
| <a href="#">Connect</a>       | Various tools for communication with the Tiki Community, developers, other Tiki site admins and users.  |  | B                  | B           | B         | B                     |
| <a href="#">Edit CSS</a>      | Existing stylesheets can be edited (via the browser), with the new stylesheet suffixed with the editor's user name.   |  | B                  | B           | E         | C                     |
| <a href="#">Action Log</a>    | Track user activity on the basis of a single user or multiple users, groups or categories.  |  | B                  | B           | B         | C                     |
| <a href="#">Payments</a>      | Enables the requesting and management of payments (invoicing), and connects payments to other features.   |  | C                  | B           | B         | C                     |




| Feature name and link | Description   | Dev (Bug reports & Feature requests)  | Setup and admin UI | UI end user | Stability | Feature-set and power |
|-----------------------|---|---|--------------------|-------------|-----------|-----------------------|
| Packages              | External software packages installation and management via <a href="#">Composer</a> . |  | B                  | B           | C         | C                     |

#### Erweiterte Funktionen für&nbsp;Programierer

| Feature name and link | Description  | Dev (Bug reports & Feature requests)  | Setup and admin UI | UI end user | Stability | Feature-set and power |
|-----------------------|--|---|--------------------|-------------|-----------|-----------------------|
| Integrator            | Automatically import external HTML pages into Tiki.        |    | D                  | B           | B         | B                     |
| Debugger Console      | Debugger Console   |  |                    |             |           | B                     |
| Web Services          | Can receive <a href="#">web services</a> via JSON or YAML. |  | D                  |             | C         | B                     |

#### Andere Funktionen

| Feature name and link        | Description  | Dev (Bug reports & Feature requests)  |
|------------------------------|--|---|
| Browser Compatibility        | On the client side, all you need is a Web browser running on a desktop computer, laptop, tablet, or smartphone.  |  |
| Open standards and protocols | Tiki developers are Tiki users too and prefer open protocols and standards - <a href="http://tiki.org/TikiStandards">http://tiki.org/TikiStandards</a> .   |   |
| We eat our own DogFood       | Tiki is a community. Tiki is a software. The Tiki community is recursively using and improving the Tiki software, which is used to support the community as well as to make available to the general public. |  |

| Feature name and link                 | Description  | Dev (Bug reports & Feature requests)  |
|---------------------------------------|--|---|
| <a href="#">External Libraries</a>    | Tiki makes good use of existing and active open source projects such as Zend Framework, Smarty, MySQL, PHP, jQuery, Bootstrap, CKeditor, etc.  |  |
| <a href="#">Platform independence</a> | Tiki runs wherever PHP runs, on Linux, Mac, Windows and many more other operating systems.   |  |
| <a href="#">Documentation</a>         | Tiki's documentation is a wiki (of course!). So you can participate! There are links from your installed Tiki application directly to the corresponding documentation wiki page. As the documentation is constantly being updated and organized, broken links may sometimes occur. Please bear with us and feel free to participate!                                 |  |
| <a href="#">Open Development</a>      | Written and maintained by an active and international community of volunteer contributors. While many developers offer consulting services, no company controls the development. Think of Tiki as applying the wiki way not just to content but also to software development. YOU are invited to participate!" Please read more about the <a href="#">Tiki Model</a> |   |

## Allgemeine Hinweise

### Über die jeweiligen Tiki&nbsp;Funktionen

Weil Tiki bereits von Hause aus eine so grosse Anzahl von Funktionen bietet, kann dies selbst für einen erfahrenen Benutzer oder gar Administrator überwältigend sein. Tiki hat neben den klassischen CMS- und Portal-Funktionen anderer Anwendungen auch Funktionen, die man sonst nirgendwo bekommt. Tiki ist höchst individuell konfigurierbar und modular aufgebaut. Alle Funktionen sind optional und können durch die browserbasierte Benutzeroberfläche verwaltet werden.

Was macht Tiki einzigartig? Seine enge Integration aller Funktionen.

### Gemeinde

Das ganze Tiki Wiki CMS Groupware Projekt ist sehr aktiv. Im Durchschnitt werden Codeveränderungen (so wie Bugfixes oder neue Funktionen) [alle 2 Stunden hochgeladen](#). [Über 200 Menschen haben am Quellcode mitgewirkt](#). Durch die grosse Zahl an Unterstützern werden die Funktionen ständig weiter entwickelt und verbessert. Weil Tiki ein Open Source Projekt ist, [können auch Sie daran teilnehmen](#) und helfen es zu verbessern!

### Benutzung dieser&nbsp;Evaluation

Diese Selbstevaluation der Funktionen wird Ihnen helfen herauszufinden, was Sie nach der Installation von Tiki erwartet. Viele Funktionen sind in weitverbreiteter Benutzung und recht stabil. Andere sind hingegen neu und experimentell. Wieder andere werden nicht länger betreut und haben nur einen eingeschränkten Funktionsumfang. Für Anfänger empfehlen wir Funktionen mit einer Bewertung als **A** oder **B**; diese sind die stabilsten. Die Funktionen und Bewertungen basieren auf der [letzten stabilen Version von Tiki](#).

## Aktualisierung der&nbsp;Evaluation

Um die Selbstevaluation zu verbessern und zu aktualisieren, [loggen Sie sich bitte ein](#) und klicken dann auf den Namen der Funktionen. Sie können dann fehlende Informationen ergänzen oder korrigieren. Z.B. können Sie, wenn Sie meinen eine Funktion verdiene ein **B** anstelle eines **D**, ändern Sie es. Oder fügen Sie Kommentare zu bestimmten Funktionen hinzu.

Hinweis: Alle Änderungen werden durch einen [Projekt Administrator](#) geprüft und können geändert werden, wenn notwendig.

Um auf einen Fehler hinzuweisen oder eine neue Funktion vorzuschlagen benutzen Sie bitte [den Fehler- und Wunschlisten-Tracker](#).

## Fehlende Funktionen

Diese Seite listet nicht alle Funktionen von Tiki auf. Z.B. fehlen viele [Plugins](#).

Wenn Sie bis hierher gelesen haben, müssen Sie denken: "Was kann das Ding *nicht*?. Besuchen Sie hierzu die Seite [Fehlende Funktionen](#) um eine Liste von Funktionen einzusehen, die noch nicht ein Teil von Tiki sind.

## Standards und Interaktion zwischen anderen Anwendungen und&nbsp;Diensten

Klicken Sie: [Hier für dutzende von Beispielen](#)

## Verwaltung der Gemeinde und&nbsp;Prioritäten

Klicken Sie: [SWOT](#)