

Tiki12 from Tiki9

This page summarizes all the changes you may find when you upgrade from [Tiki9 'Long Term Support' \(LTS\)](#) to [Tiki12 LTS](#). You may also read the partial changes in each version [Tiki10](#), [Tiki11](#) & [Tiki12](#). Please note that:

- Tiki12 was released on 2013-11-30.
- This is the last version that will support IE8
- It is an LTS version. It will be supported until 2018-11-30. (5 years). See [version lifecycle](#)
- It requires PHP 5.3.x. If you need pre-5.3 support, you can use [Tiki9](#) which is an LTS version.

Page contents:

Alphabetically sorted

1.1. Activity Stream

It allows to create social network activity streams within Tiki. In order to create them, you will need to define what the important events are in your system. Events like "tracker item created" or "wiki page modified" will rarely make sense to your users looking at an activity stream. Instead, they may be interested when photos posted by their friends. The activity stream feature allows to intercept system event, filter them and trigger new events. These new events can be recorded and indexed, which will allow them to be displayed in an activity stream.

See [Activity Stream](#)

1.2. Admin users

You have many more filtering options to select users from the users list. You can filter by a search string in the username, by exact email, by the fact that users didn't validate their account, etc. All of them using the jQuery Sortable Tables feature.



Click to expand

See [jQuery#jQuery_Sortable_Tables](#)

1.3. Admin wizard

See [#Admin_Wizard](#) below

1.4. Advanced Ratings

- Various enhancements to [Dogfood Ease Importance Priority](#)

1.5. Articles

Links are shown at the top of the page, as in other tiki features, to add a new article or submission, or view/list articles, provided that the user has the permission to do that action.

See [Articles](#)

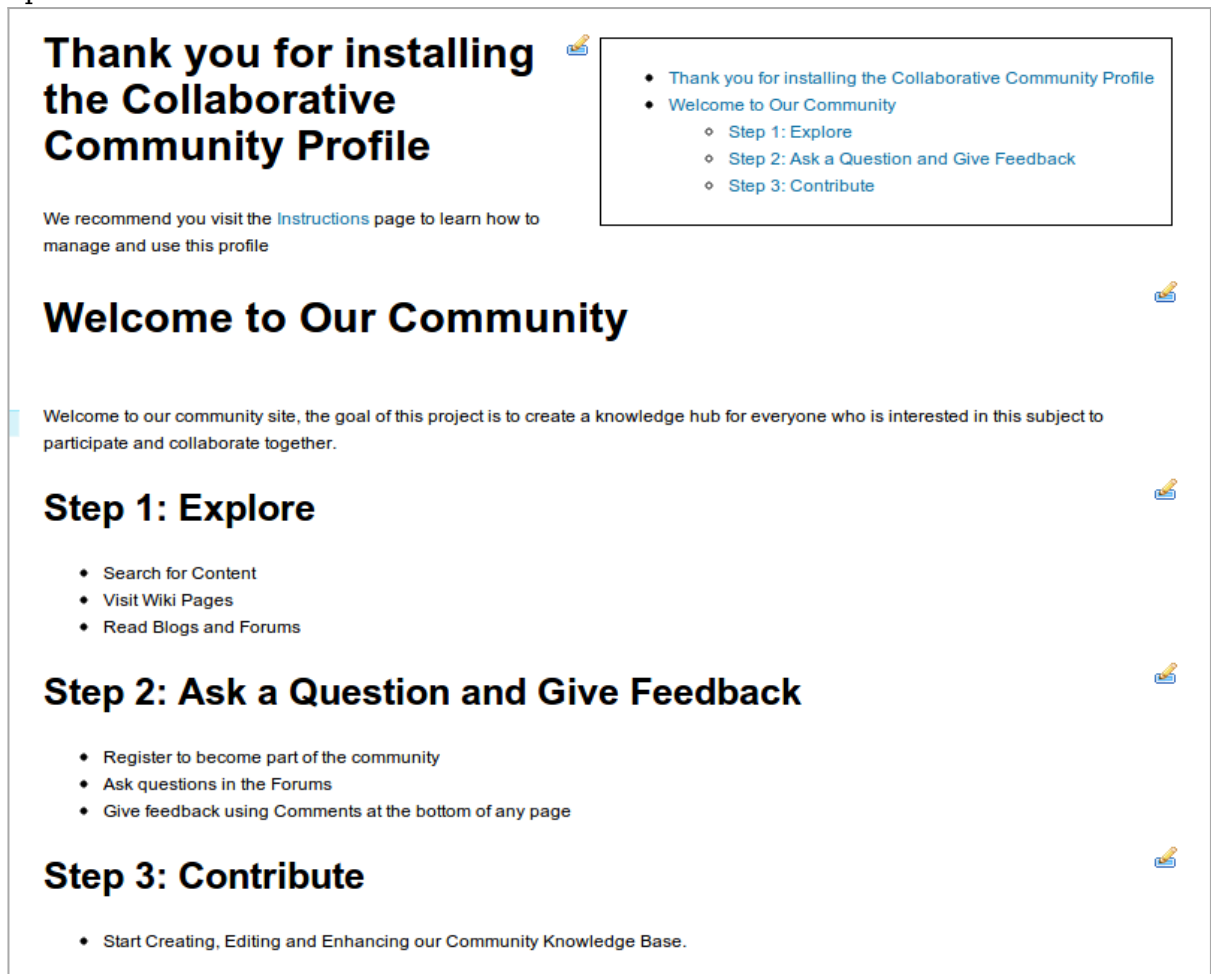
1.6. Auto TOC

Automatic generation of Table of Contents (TOC) for all wiki pages. The page author doesn't have to do anything.

Auto TOC generates 2 tables of contents.

1. a static TOC - Listed on the left, the top or on the right of the page. The TOC is inserted into the page content at runtime.

- Example:



The screenshot shows a wiki page with a static TOC on the right side. The page content includes a title, a recommendation to visit the 'Instructions' page, a 'Welcome to Our Community' section, and three numbered steps: 'Step 1: Explore', 'Step 2: Ask a Question and Give Feedback', and 'Step 3: Contribute'. Each step has a list of actions. The TOC on the right lists the main sections and steps with expand/collapse icons.

Thank you for installing the Collaborative Community Profile

We recommend you visit the [Instructions](#) page to learn how to manage and use this profile

Welcome to Our Community

Welcome to our community site, the goal of this project is to create a knowledge hub for everyone who is interested in this subject to participate and collaborate together.

Step 1: Explore

- Search for Content
- Visit Wiki Pages
- Read Blogs and Forums

Step 2: Ask a Question and Give Feedback

- Register to become part of the community
- Ask questions in the Forums
- Give feedback using Comments at the bottom of any page

Step 3: Contribute

- Start Creating, Editing and Enhancing our Community Knowledge Base.

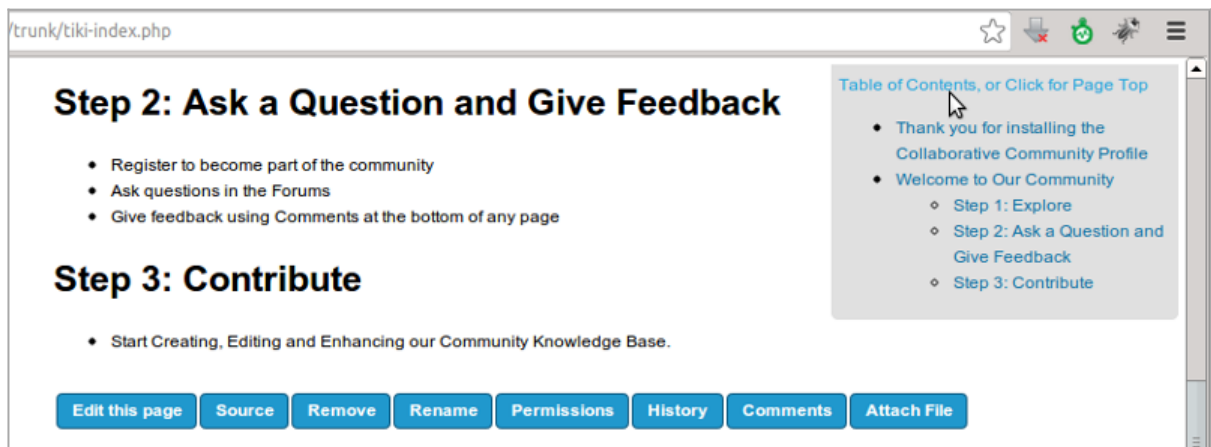
Table of Contents (TOC) on the right:

- Thank you for installing the Collaborative Community Profile
- Welcome to Our Community
 - Step 1: Explore
 - Step 2: Ask a Question and Give Feedback
 - Step 3: Contribute

Click to expand

2. a floating TOC - shown only when you scroll down past the top of the page. Includes a quick "Back to Top" link, in addition to the page TOC

- Example:



Click to expand

See also: [Auto TOC](#)

1.7. Banning multiple registration IPs from user management

Since Tiki 12.3, admins can easily ban multiple IPs from spam registrations directly with just a few clicks. They can also optionally remove the user accounts and their user tracker items, as well as their user pages.

See [Users](#)

1.8. Batch Upload

It is now possible to integrate very large files into the Tiki File Gallery using Batch Upload. See [Batch Upload](#) for details.

1.9. BigBlueButton

- It is now possible for admins to delete recordings
- New explicit permission `tiki_p_bigbluebutton_view_rec` needed to view recordings:
 - `tiki_p_bigbluebutton_view_rec` is no longer implicit if `tiki_p_bigbluebutton_join` is granted

1.10. Blogs

Private blog post links are filtered from other users on adjacent blog navigation link.

See [Blogs](#)

1.11. Categories

There is a new preference so that the object count can be disabled on `tiki-browse_categories` for large sites (over 40 seconds to load on one example site for instance).

See [Categories](#)

1.12. Check

1.12.1. Check Permissions

Permission Check: If Tiki installer and `tiki-check.php` fail, Tiki Permission Check can be used to figure out some details about filesystem permissions needed by the webserver to make those ones work.

1.12.2. Check Server

- `tiki-check.php` checks the server is appropriately configured for Tiki. See: [Server Check](#)

1.12.3. Check WinCache

Added check for WinCache ByteCode Cache in tiki-check. See [Server check](#)

1.13. Code Review

- Many feature enhancements to take it to [Dogfood](#) level. See [Code Review](#) and code.tiki.org

1.14. Comments

- [Allow comments to be edited by the author during a grace period after initial post](#)

1.15. Comments and Ratings

- <http://tikiwiki.svn.sourceforge.net/viewvc/tikiwiki?view=revision&revision=42557>

1.16. Composer added to manage external libraries

This has no impact on Tiki users but makes things better for developers. See <https://dev.tiki.org/Composer>, and the section called "[#Upgrades](#)" below, for more information.

1.17. Console

Tiki Console is to administer your Tiki instance via the command line. It is based on [Symfony's Console Component](#). It can handle

- Tiki install, configure, update
 - the equivalent to the former command 'php installer/shell.php'
- Profile install and forget
- Clear caches
- Rebuild Search cache
- console.php **mail-queue:send** (or **m:s**), for [Mail Queue](#) (added in Tiki 12.2)
- console.php **daily-report:send** (or **d:s**), for [Daily Reports](#) (added in Tiki 12.3)
- ...

See [Console](#)

1.18. Cookie Consent

See [#European_Cookie_compliance](#) below.

1.19. Draw

- It is now possible to restrict which tools are available in SVG-edit, thus offering a simplified experience. See [Draw](#)

1.20. elFinder

See [#Management_with_elFinder](#)

1.21. European Cookie compliance

See [Cookie Consent](#), to comply with "EU Privacy and Electronic Communications Regulations."

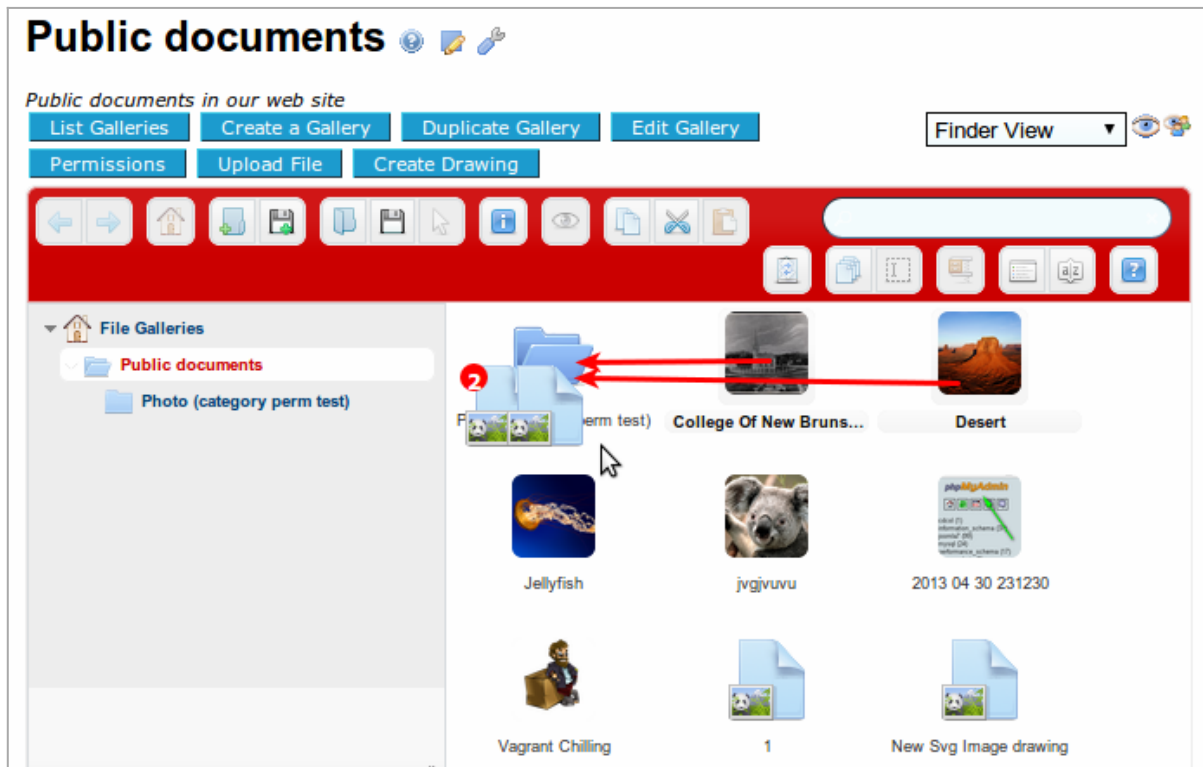
1.22. File Galleries

1.22.1. Batch upload improved

See [#Batch_Upload](#)

1.22.2. Management with elFinder

File galleries allow using [elFinder](#), a new more visual way to manage files and folders, with drag and drop features within the file galleries, and also from a local desktop and the tiki file gallery.



Click to expand

For more information, see [File Gallery & elFinder](#)

1.22.3. Native indexing of .docx, .xlsx and .pptx

- [Search within files](#)
- <http://tikiwiki.svn.sourceforge.net/viewvc/tikiwiki?view=revision&revision=43228>

1.22.4. Page View

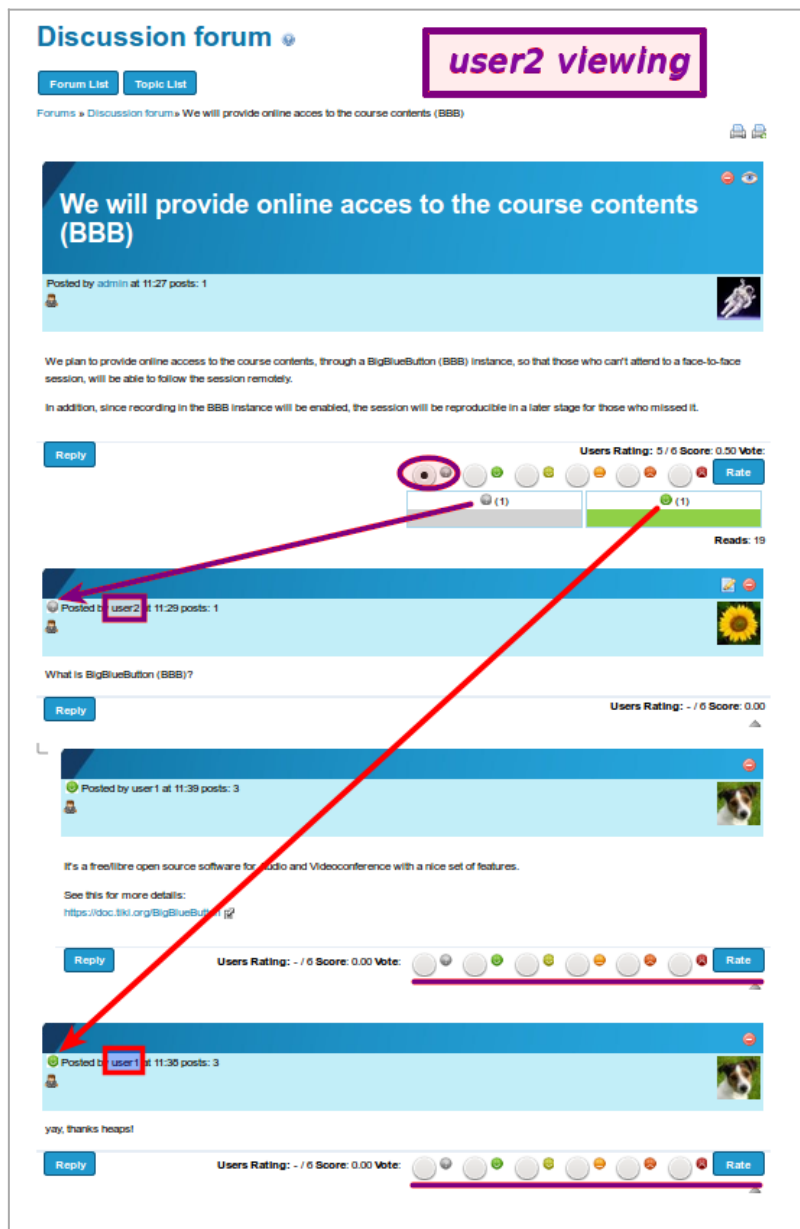
New "Page View" added for images, which shows database and metadata information for each image.

1.23. Forums

1.23.1. Show user rating on forum topic

New forum setting to allow optional display, in each forum reply to a thread topic, of the Rating by each user to that forum thread topic.

Useful to ease the task to reach consensus on deliberations (in forum threads) by identifying in a more clear way the position (topic rating) of each person on that topic at each moment on the discussion.



Click to expand

See [Forum Admin](#) and [Rating](#)

1.23.2. Forum deliberations

- See [Deliberation](#), even if this is a highly experimental alpha version.
- <http://tikiwiki.svn.sourceforge.net/viewvc/tikiwiki?view=revision&revision=42583>

1.24. Friendship Network

Complete re-implementation, removing the *neglected* mention on the feature. Changes include:

- Configurable relationship types
 - Followers (like Twitter)
 - Followers require approval
 - Friends (like Facebook)
- Friend's [Activity Stream](#) on the Friendship Network page (requires some configuration)
- Friend List module can be used anywhere to manage friends or followers
- **Internal:** Functionality exposed as services to allow lightweight integration into other features

See [Friendship Network](#)

1.25. Google Analytics

- [Google Analytics](#) is now a pref so you no longer need to use [PluginGoogleAnalytics](#)

1.26. Gravatar

Add option to use gravatar for all user avatars (<https://en.gravatar.com>)

1.27. HTML5

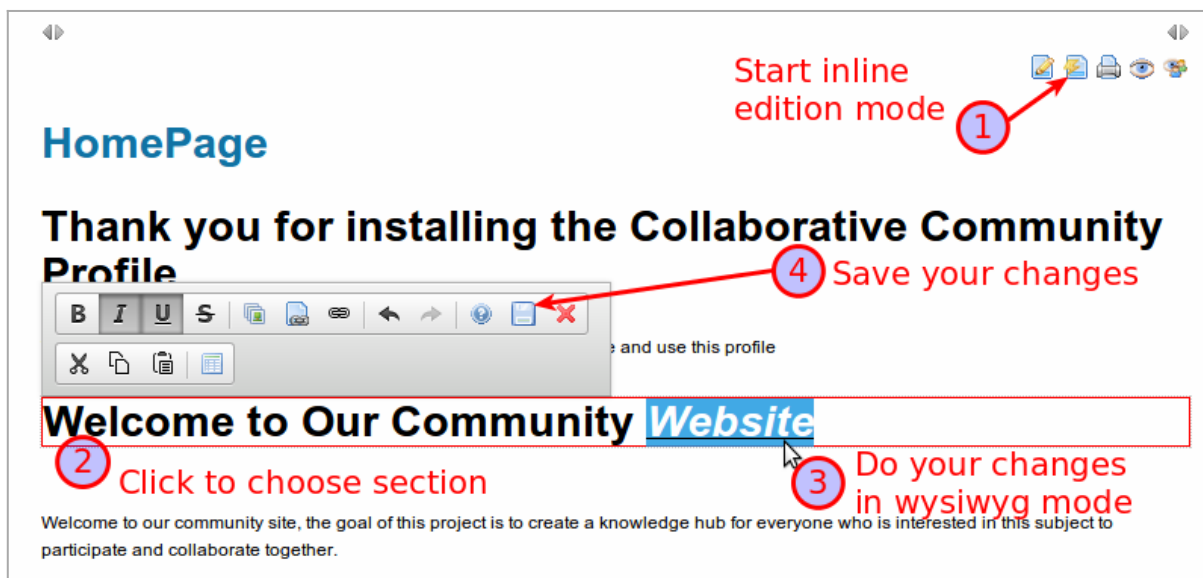
In each version, we progressively take advantage of HTML5, such as footer, article, article elements and header elements.

- <http://tikiwiki.svn.sourceforge.net/viewvc/tikiwiki?view=revision&revision=42442>
- <http://tikiwiki.svn.sourceforge.net/viewvc/tikiwiki?view=revision&revision=42443>
- <http://tikiwiki.svn.sourceforge.net/viewvc/tikiwiki?view=revision&revision=42444>
- <http://tikiwiki.svn.sourceforge.net/viewvc/tikiwiki?view=revision&revision=42445>
- <http://tikiwiki.svn.sourceforge.net/viewvc/tikiwiki?view=revision&revision=42446>
- <http://tikiwiki.svn.sourceforge.net/viewvc/tikiwiki?view=revision&revision=42447>
- <http://tikiwiki.svn.sourceforge.net/viewvc/tikiwiki?view=revision&revision=42448>
- <http://tikiwiki.svn.sourceforge.net/viewvc/tikiwiki?view=revision&revision=42449>
- <http://tikiwiki.svn.sourceforge.net/viewvc/tikiwiki?view=revision&revision=42450>
- <http://tikiwiki.svn.sourceforge.net/viewvc/tikiwiki?view=revision&revision=42451>

1.28. Inline editing

1.28.1. Wiki Inline editing

Edit wiki pages inline, in a similar way to the feature [Tracker inline edit](#) that was added in [Tiki11](#): Fix a typ-o in 3 seconds. Inline editing is a fast and highly user-friendly way to edit wiki pages in wysiwyg mode.



Click to expand

See [Wiki Inline Editing](#)

1.29. Kaltura

- [Kaltura](#) support has been revamped to be much easier to setup and [PluginKaltura](#) has several new parameters.
- Please see a screenshot of the new interface here: <http://tv.tiki.org/Add+a+Webcam+recording>

```
{* kaltura id="1_cv33i4xj" *}
```

See also [#Video](#) below

1.30. Layout Switching

- <http://sourceforge.net/p/tikiwiki/code/45793>

1.31. Machine Translation

- Support updated for Google Translate version 2 (v1 is no longer free)
- Added support for Bing Translator

1.32. Mail

- [Replace by htmlMailMime by Zend_Mail implementation](#)

1.33. Mail Queue

There is a new feature to place all notification email messages in a queue, and send all those emails periodically through a [Cron](#) job using `./console.php` script with **mail-queue:send** parameter. (N.B. *Historical note: Prior to Tiki 12.2 the command was `./sendmail.php`*)

This requires setting up mail delivery with a SMTP server instead of just sendmail, and set it to use a Queue.

See **Admin home > General > General Preferences > Mail**

The screenshot shows the 'Mail' configuration page in Tiki. The 'Mail Sender' dropdown menu is set to 'SMTP' and is highlighted with a red box. Below it, the 'SMTP Server' is set to 'smtp.example.com' and 'Authentication' is set to 'LOGIN'. A note states: 'These values will be stored in plain text in the database:'. Below this, the 'Username' is set to 'foo' and the 'Password' is masked with '...'. The 'Port' is set to '25' and 'Security' is set to 'TLS'. The 'Local server name' is set to 'localhost'. The 'Mail Delivery' dropdown menu is set to 'Queue' and is also highlighted with a red box. At the bottom, there is a field for 'Email to send a test mail' and an 'Email footer' section.

Click to expand

See [Mail Queue](#)

1.34. Mail debug

A new option "**File (debug)**" has been added to the "**General Admin Panel > General preferences (tab) > Mail > Mail Sender**" to allow the site admin to debug any potential issues with the sending of emails related to notifications, user or groupwatches, etc.

The emails are still recorded in the Tiki [System Log](#) as if they were sent, but they are stored as files on disk under this folder and file structure:

```
./temp/Mail_aaaammddhhmmss_randomstring.tmp
```

See [General Preferences](#).

1.35. Mail-in improved

Mail-in service has been fixed and updated in [Tiki12](#)

The new things include

- Structure routing. Link mailed-in content to a structure. User filters specify routing rules.
- Inline images (HTML email). These pages are written in HTML.
- Permission checking and ability to block anonymous and admin users.
- Users are required to have both edit and attach permissions to save a wiki page
- Possible to auto-assign new pages to a category and a namespace
- Possible to disable email sending by Mail-in system.
- Manual email check trigger in the mail-in admin panel
- Several fixes, including subject encoding

The Mail-in service is a fast way to generate wiki pages, if the content is already on email or can be emailed.

For more information, see [Mail-in](#)

1.36. Maps

- [OpenLayers upgraded to 2.12](#)
- Added MapQuest Open tilesets
- And many many other fixes and improvements which were made for the [CartoGraf project](#), an interactive web-based mapping application to enhance learning in history and geography classes in high schools. CartoGraf is mainly based on [Maps](#), [Drawings](#), [PluginAppFrame](#) and [Trackers](#). This is a great example of how to use [profiles](#) to use a general purpose app (Tiki) to make a very specific application (CartoGraf).
- allow import of map path/zone tracker data from a file instead of the existing SVG draw method of data entry. From 12.1 a new "Index As Map Layer" option (defaults to No) has been added to the Files tracker field for an uploaded file (scroll to the end of the Options list to find this new one). A drop down list allows the selection of the file format to be either geoJSON or GPX - however the map projection must (at present) be EPSG:4326. This new capability overcomes the previous limitations with the Geographic Feature field to import existing data. A tracker should either have the Files field or the Geographic Feature field.
- have more admin control over individual path/zone display characteristics ie line colour, type, thickness etc. From 12.1 the properties element of the XML-like structured file uploaded to a File Gallery and used in the tracker Files field as discussed above can have a wide range of parameters

that can set the stroke-color, stroke-width etc for the individual display object.

- From 12.1 POI icons now positioned so that the location point is the bottom middle of the 'pin'
- a 'hand' cursor icon is shown when a POI/Zone is hovered over to indicate it is clickable
- there is 'admin' control over what is shown in the POI/Zone pop-up box: the bubble/dialog (popupstyle parameter options - in map plugin) content could already be highly customised using /templates/object/infobox.tpl and /templates/object/infobox/trackeritem.tpl - and these can be placed in the /templates/style/yourstyle/ folder so that they are just used with your theme and will not be overwritten during an upgrade. But from 12.2 the popup box width/height etc., can be controlled by a number of new parameters.

1.37. Menu

See [#Structures_Drill_Down_menu](#)

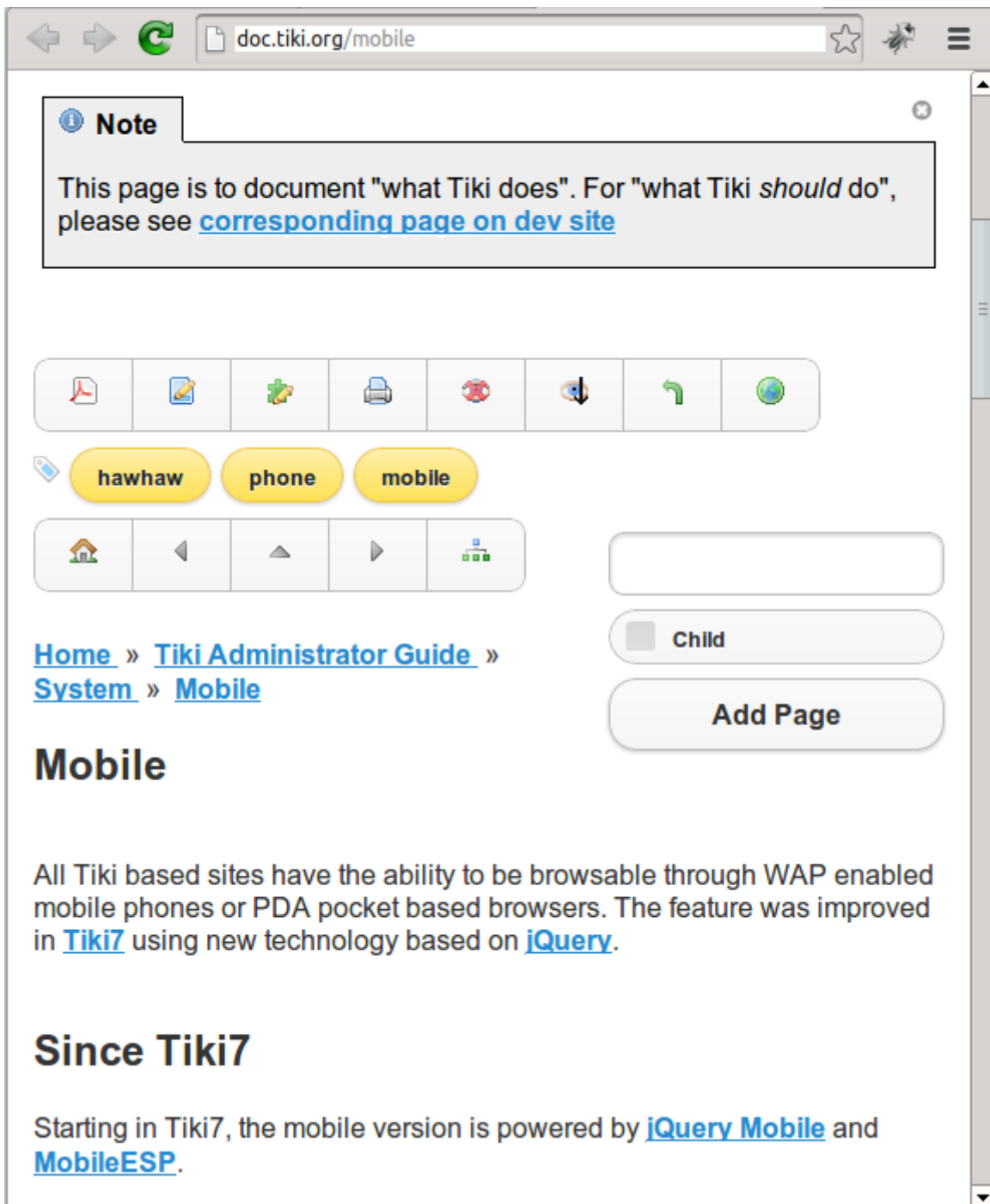
1.38. Messages

There is a new option to allow truncating internal message notification to a certain number of characters (you can set it up in Admin home > Messages)

See [Inter-User Messages](#)

1.39. Mobile

Mobile mode display has been extensively improved in [Tiki12](#).



See [Mobile](#)

1.40. Modules

1.40.1. Modules can be loaded from static files

New option to load the modules from a static files (in profile YAML format like <http://profiles.tiki.org/Module+Handler>)

You can use this from admin -> profiles -> export

1.40.2. Modules can be hardcoded in templates

New option to hard code modules and module zones in templates

Displays all of the modules within a zone

```
{modulelist zone=top}
```

Allows to hard-code the parameters of a module in a template

```
{module module="search" title="xyz" ... }
```

This is useful for easy sync of Dev, Test, Prod : [Configuration Management](#)

- [Allow for user-defined module zones](#)
- [ModuleList wiki plugin to display custom module zones in pages](#)
- [Allow to include module lists in a template using a smarty plugin](#)
- <http://thread.gmane.org/gmane.comp.cms.tiki.devel/28929>

1.40.3. Module freetags_most_popular improved

There a new parameter to select type of object (wiki page, blog post, article, file gallery, etc) in module freetags_most_popular.

1.40.4. Module last_youtube_playlist_videos improved

The module accepts the param "orderby" to indicate the sorting order of the videos in the playlist shown, and its default came back to 'position', which is the official default by youtube.

See [Module last_youtube_playlist_videos](#)

1.40.5. Module since_last_visit_new improved

Since Tiki 12.1, it also displays the new calendars and their events created since the last visit.

In addition, some icons have been slightly modified in the JQuery presentation mode, so that they can distinguish similar but different content (blogs from blog posts, file galleries from files, tracker items created from updated, etc).

See an example below. Same content is shown in both displays of the module for the same site:

Changes since

2014-01-01

7 wiki pages changed

1. [Community Members](#)
[HomePage](#)
2. [Wiki Help](#)
3. [Community](#)
4. [Instructions](#)
5. [HomePage](#)
6. [TimeSheet](#)
7. [User:admin](#)

1 new blogs

1 new blog posts

1. [elFinder rocks!](#)

1 new files

2 new users

6 new tracker items

1 updated tracker items

2 new calendars

1. [Leisure](#)
2. [Main Calendar](#)

2 new events

1. [Walking in the beach....](#)
2. [fooooo](#)

In this example, only 4 sections are unfolded:

1. Wiki
2. Blog posts
3. Calendars
4. Calendar events

The other sections contain items but they are hidden under the section name.

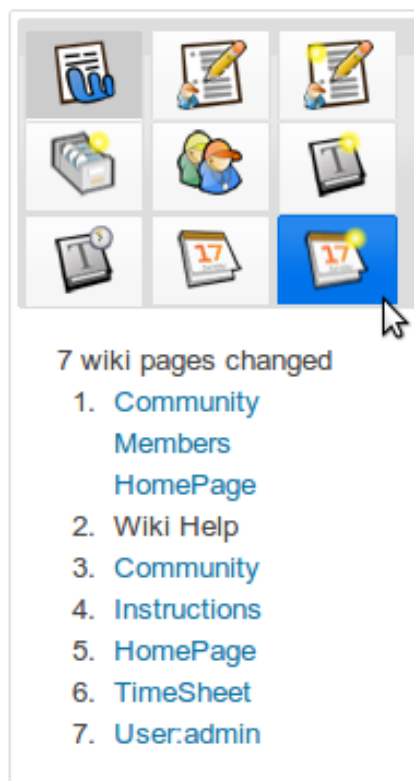
When you click on the section name, you toggle the display of its contents.

1.40.6. Module users_list ported

Former module users_list, only available in mods and for older tiki versions, has been ported to Tiki 12.1. It displays a list of users with many optional parameters such as Real Name, avatar (picture), member of groups, and links to user page and action log of that user, among others.

Changes since





2014-01-01



In this example, the Wiki tab is selected (shown with grey background), listing the 7 wiki pages changed.

When you pass the mouse over another tab, its background is shown in blue color (in this case, the new calendar events icon, at the bottom right corner).

When you click, the content displayed below switches to the changed content for that other tiki section.

Login	Real Name	Groups	Avatar	
beth	Ms. Caprio	Cinergie Students Editors Teachers		
cathy		Students Teachers		
timothy		Students		

See [Module users_list](#)

1.40.7. New Facebook module

New module to show Facebook wall (messages and stories) of a Tiki user.

See [Module facebook](#)

1.40.8. New Twitter module

New module to show public/friends Twitter timeline.

See [Module twitter](#).

1.40.9. New top_blog_posters module

New module to list top bloggers.

See [Module top_blog_posters](#)

1.41. Monitoring

- [Nagios/Icinga plugin for checking Tiki health parameters like corrcet db version, last search index rebuild and APC memory usage](#)

1.42. Namespaces

Namespaces have been added, in order to facilitate the creation of different workspaces with common page names, for instance, among them (aka: "Introduction", "About", "Team memmmbers", etc).

See [Namespaces](#)

1.43. OpenPGP

[OpenPGP](#) supported added.

1.44. Override of memory and time limits for certain operations

- <http://sourceforge.net/p/tikiwiki/code/43870>
- <http://sourceforge.net/p/tikiwiki/code/43907>

1.45. Payment

Example templates to create a basic, but functional, shopping site with Tiki 11. Used by the TikiKart profile, finally working!

(this is all still very experimental, still need to add custom search and lots more...)

1.46. Performance

Statistics added for Zend OpCache in the "Admin home > Performance" panel.

1.47. Permission Check

See [#Check_Permissions](#)

1.48. Plugins

See [#Wiki_Plugins](#)

1.49. Profiles

Profiles have been improved to be more useful as a configuration management tool. Namely, profiles:

- can now be stored in the local filesystem as YAML files, allowing for version control along with the project changes without the need for an external repository. Among other things, this would allow Tiki's Featured Profiles to be bundled with the source.
- can now be installed during the upgrade process as patches.
- allow exporting advanced rating configurations individually and as a complete set
- allow exporting and import RSS feed configurations along with article generators
- allow exporting articles, article types and article topics.
- allow exporting file gallery hierarchies
- allow exporting menus
- A set of commands are now available to [export profiles](#).
- articles and blogs accept geolocation of their content from profiles.

[Local Profiles](#) consist of a single YAML file and an optional directory containing the references files.

This is part of: [Configuration Management for Tiki Projects](#)

1.49.1. Profiles wizard

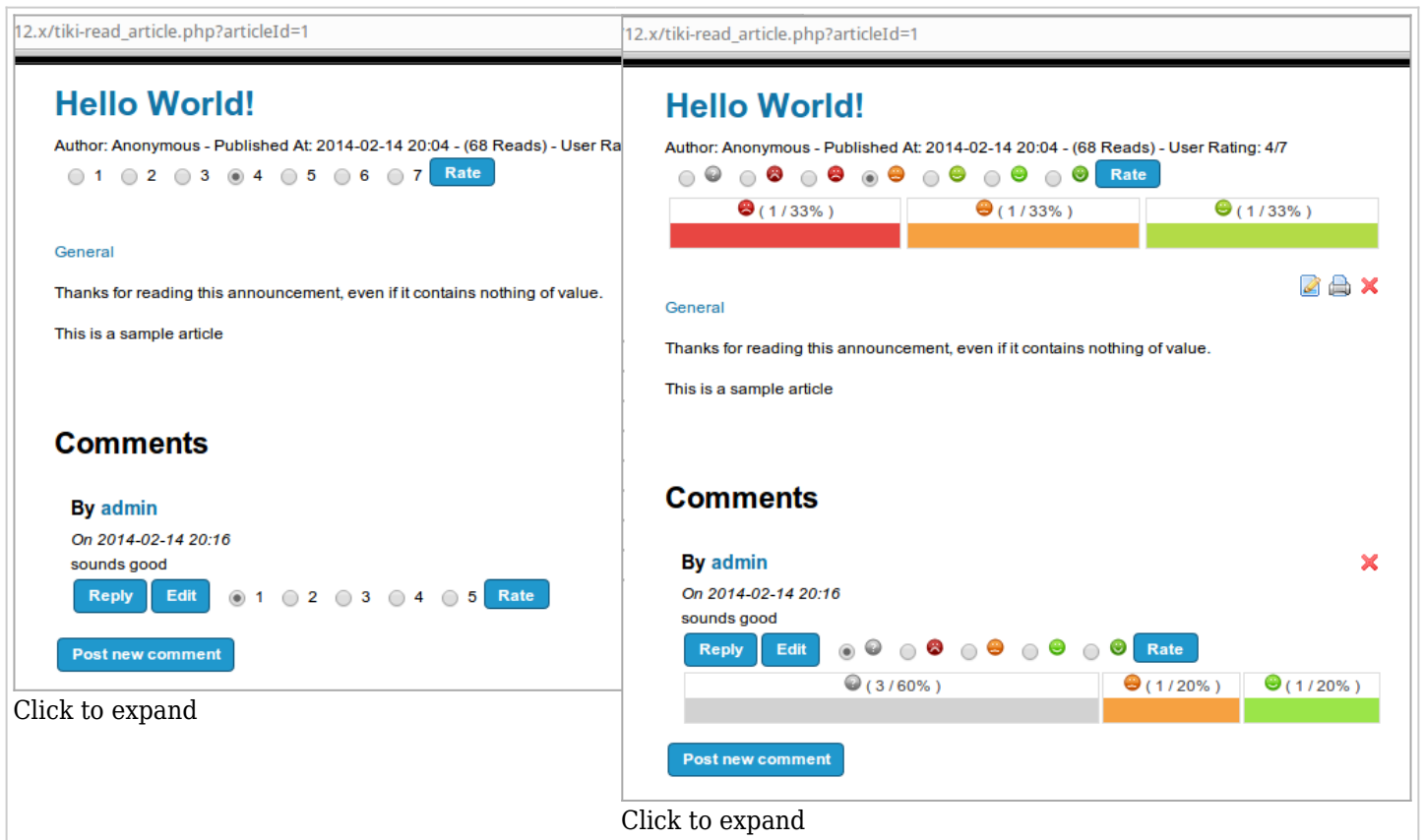
See [#Profiles_Wizard](#) below

1.50. Ratings

1.50.1. Option to toggle the detailed rating results

Simple average of ratings has been added for Articles (Tiki 12.1), and a new setting has been added in "**Admin home > Rating > User Interface**" to toggle the display of the detailed results, as well as to whether include the explicit percentage or not.

See [Ratings](#)



1.50.2. Rating on Articles from PluginArticles

You can rate an article directly from PluginArticles if the article shows the whole content in the heading, and nothing is left in the article body.

1.50.3. Rating Language

[Advanced Rating](#) language now permits to round values and concat, and can read categories and tracker item fields.

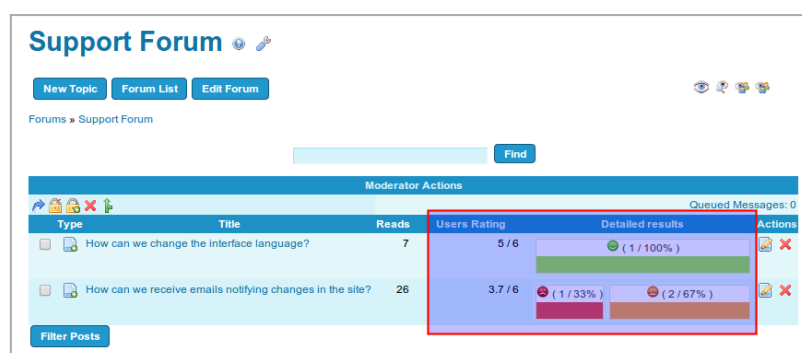
1.50.4. Rating permission to view results

There is a new permission to grant groups of users to see the results: *tiki_p_ratings_view_results*

See [Ratings](#)

1.50.5. Show ratings in a forum thread list

When you use rating in a forum (See [Rating](#), you can display the rating results in the thread list for the first message of every thread (thread topic). If detailed results and rating smileys are both enabled, they are also included in the thread details.



Click to expand

See [Ratings](#)

1.51. References

[References](#) implements local references in Tiki. Tiki also has support for [Zotero](#) references, but they are stored externally on the Zotero server.

1.52. Replacing rewrite rules with a routing file

- <http://sourceforge.net/p/tikiwiki/code/44661/>

1.53. Restore Database

For development environments that need to replicate a production environment, new directives allow the installer to restore the database "Clean Install" from a database dump instead of the default Tiki database.

This feature allows site administrators to quickly replicate a site, test changes locally and return to the original state. Combined with profile development, this allows to test the site upgrade path.

Documentation is available in the bundled db/install.ini.dist file.

This is part of: [Configuration Management for Tiki Projects](#)

1.54. Screenshot

This permits to capture your screen and upload to Tiki.

- Still image
- or Video with sound

This is thanks to the inclusion of the [jCapture applet](#) in Tiki.

See: [ScreenCast](#)

1.55. Search

1.55.1. Lucene Search

Search results 'Default where' parameter changed from a single select drop down selector to a multiple checkbox selection so that custom 'mixes' of content types can be included in search results

Search results can now be sorted (asc or desc) by: Relevance (default); Title; Modified date; or Visits

1.55.2. Search all database tables tool











In the admin search panel, there is a new tool.

Search

Preference Filters

☒ Basic ☐ Advanced ☐ Experimental ☐ Unavailable

Configuration search:

Report all occurrences of a string in any table

It enables a text search in all text columns in all tables.

Occurrences of string in database

String: homepage

Table	Column	Occurrences	
index_51ef05f3acd53	object_id	1	View
index_51ef05f3acd53	title	1	View
index_51ef05f3acd53	url	1	View
index_51ef05f3acd53	contents	1	View
tiki_actionlog	object	8	View
tiki_history	pageName	8	View
tiki_pages	pageName	2	View
tiki_pages	data	1	View
tiki_stats	object	3	View

1.55.3. Search Index statistics

Search Index statistics are added in command line interface, in a similar way to what is shown in the "Admin home > Search" panel, when using advanced search and rebuilding the unified search index.

1.55.4. Search stats support unified search

- Search stats support for unified search

1.56. Server Check

See [#Check_Server](#)

1.57. Session collision protection

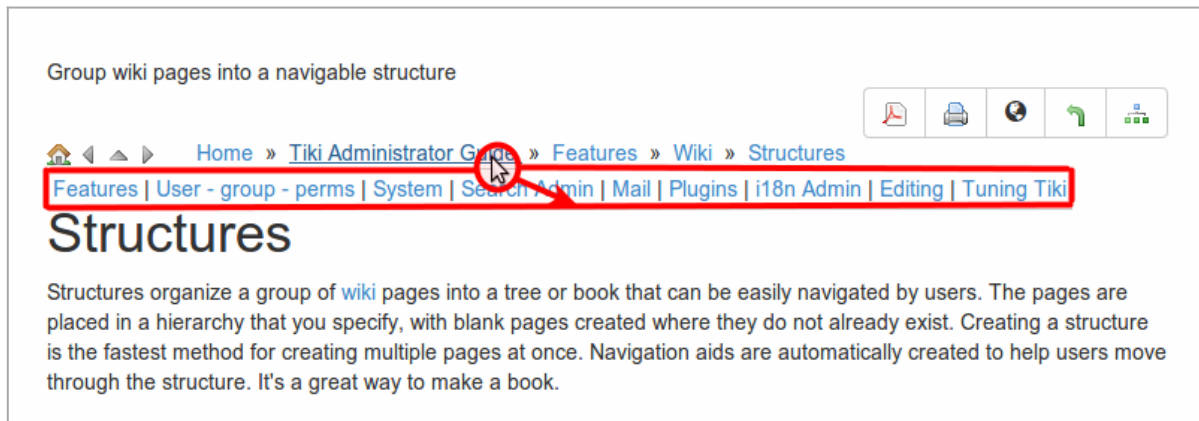
- <http://sourceforge.net/p/tikiwiki/code/45249/>

1.58. Setup.sh

See the sections called "[#Composer](#)" above and "[#Upgrades](#)" below, for more information.

1.59. Structures Drill Down menu

A Drill Down menu for structures has been added, so that when the user passes the mouse over a node in the line indicating the path to that node in the structure hierarchy, the names of all the children of that node will be displayed below the path to that structure node as links for easier navigation.



Click to expand

See [Structures Drill Down menu](#)

1.60. Smarty template engine

New preference to allow addition of extra dirs to be used for custom icons etc., respected by the security checks.

1.61. Switch user now has a way back

As an administrator, after switching to a different user, returning to the login screen will propose to switch back to your own user, avoiding to re-login.

1.62. Syntax highlighter (Codemirror) upgraded

The syntax highlighter (CodeMirror) has been upgraded from 2.x to latest stable version (3.16). This brings new features such as right-to-left language support, smarty syntax mode, a many more.

See: <http://codemirror.net/doc/releases.html>

1.63. Themes

1.63.1. Admin Theme

- It is now possible to set a different theme (and/or option) for admin pages to reduce the workload when creating custom themes and options
 - Admin -> Look & Feel -> Theme -> Admin Theme

1.63.2. New: Greenvally

New theme kind of nature working fine also with rtl languages.

1.63.3. New: Uthopias

New Utopias theme & options another, attainable, foundation, greycard, north, spaces, writer.

1.63.4. New: Horizons option in teal from jquery

New: jquery - Horizons option in teal

1.63.5. Updated in mods: many

Andreas08, Andreas09, CandiiClouds, Club Card, Faulkner, Fluid Index, Green Blog, Judy, Kubrick, LiteJazz, Milkyway, Mittwoch, Mollio, Planetfall, Smooth, Tikipedia, Twenty Ten, Underground,

1.64. Trackers

1.64.1. Change tracker field type after creation

It has been restored the ability to change tracker field type after creation

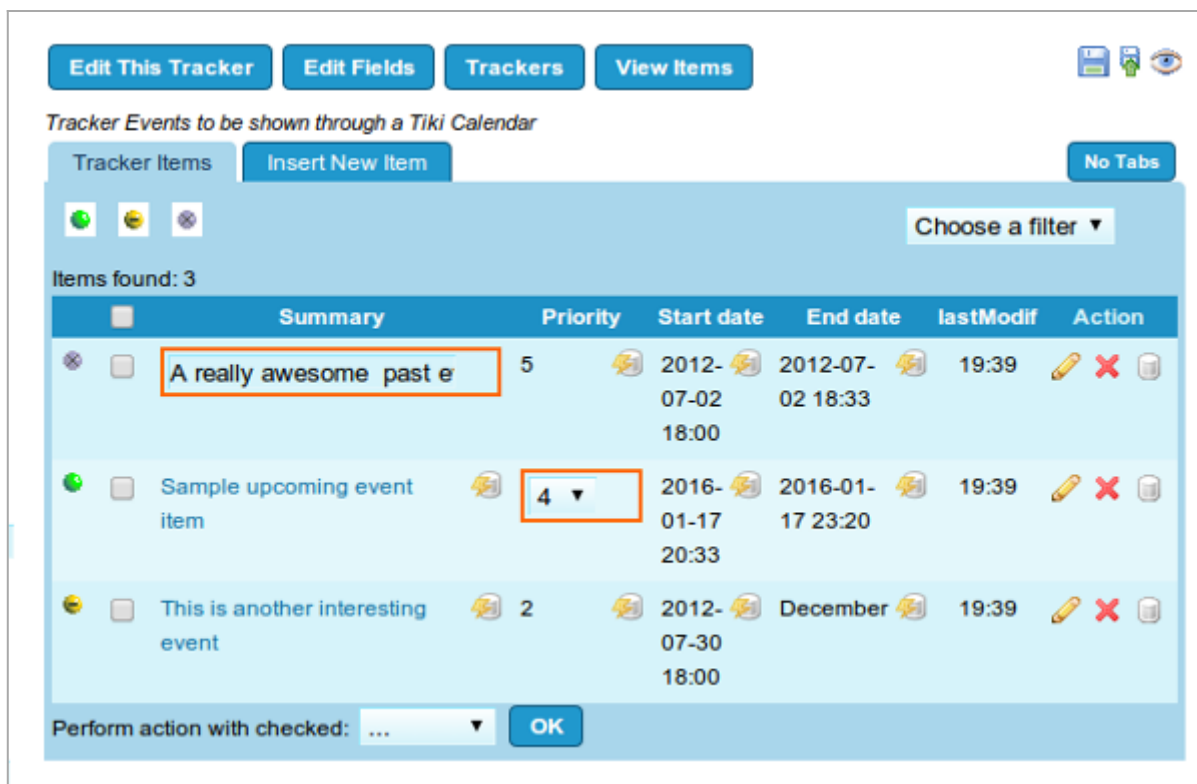
1.64.2. Detect and remove orphan files

Added the ability to detect and remove orphan files created through the tracker files field type










1.64.3. Inline editing

There is a new feature in trackers to allow Inline editing of items (using `ajax_inline_edit`), from the list of displayed items. Once enabled, the list can be edited from the tracker item listing itself.

You will see this icon  next to each value that can be edited inline.



The screenshot shows the Tracker interface with buttons for "Edit This Tracker", "Edit Fields", "Trackers", and "View Items". Below these are "Tracker Items" and "Insert New Item" buttons, and a "No Tabs" button. A "Choose a filter" dropdown is also present. The main area displays a table of items found (3 items). The table has columns: Summary, Priority, Start date, End date, lastModif, and Action. The first item is "A really awesome past e" with priority 5, start date 2012-07-02 18:00, and end date 2012-07-02 18:33. The second item is "Sample upcoming event item" with priority 4, start date 2016-01-17 20:33, and end date 2016-01-17 23:20. The third item is "This is another interesting event" with priority 2, start date 2012-07-30 18:00, and end date December 19:39. Each item has a lightning bolt icon next to its priority value, indicating it is editable inline. The "Action" column contains edit, delete, and expand icons. At the bottom, there is a "Perform action with checked:" dropdown and an "OK" button.

Summary	Priority	Start date	End date	lastModif	Action
A really awesome past e	5	2012-07-02 18:00	2012-07-02 18:33	19:39	  
Sample upcoming event item	4	2016-01-17 20:33	2016-01-17 23:20	19:39	  
This is another interesting event	2	2012-07-30 18:00	December 19:39	19:39	  

Click to expand

In addition, lists of items generated from [PluginTrackerList](#) or from [PluginTrackerFilter](#) can be editable also if the corresponding new param "editable" (with the list of fields to be editable) or "editableall=y" are used:

The screenshot shows a web application interface with a 'Filters (Hide)' section at the top. Below the filters, there are input fields for 'Summary', 'Priority', 'Description', and 'Text'. The 'Summary' and 'Priority' fields are set to 'Any'. The 'Description' field is empty. The 'Text' field has a 'Help' icon. Below the filters, there are 'Filter' and 'Reset' buttons. The main content area displays a table with columns: 'Summary', 'Priority', 'Description', and 'Start date'. The first row of the table shows a green circle icon, the text 'Sample upcoming event item edited inline', a priority of 4, a description that is expanded to show 'This item was created as part of the sample data for Tracker as Calendar. Edited here inline', and a start date of '2016-01-17 20:33'.

Click to expand

For more information, see [Tracker Inline edit](#)

1.64.4. List Trackers: added autocomplete to the find field

- [List Trackers: added autocomplete to the find field](#)

1.64.5. Tracker Fields: Kaltura

Since [Tiki11](#), there is a [Kaltura Tracker](#) field type that displays a series of attached Kaltura videos, and permits to upload (if you have permissions)

- [Kaltura tracker field to attach media to tracker items](#)

1.64.6. Tracker Fields: Math

New 'Math' tracker field added to calculate a value from the other fields.-> [Mathematical Calculation Tracker Field](#)

1.64.7. Tracker forms enhanced with library 'Chosen'

You can choose a value from a dropdown box by selecting the items in the list through scrolling down, as usual, or you can nowadays filter the list values based on the text you type at the top.

Subject *

Subject or short summary of the issue (max 255 characters)

Importance

10: Popular feature request, no problem, no workaround on default install 5: Minor annoyance, no problem, no workaround 1: Edge case or rare problem, no workaround

Easy to solve?

10 Easy: 5-10 minutes to fix, no risk of regression, etc. 5 Medium: a few hours of work 1 Difficult: Requires days of work

Feature

Category *

Category of the issue

Tiki Version ☐ 10.x ☐ 11.x

Click to expand

Similarly, section to allow multiple selection of items can be shown in a small but enhanced dropdown box, which allows the user to select one or many of the options, remove them from the list in the text field at the top:

Easy to solve?

10 Easy: 5-10 minutes to fix, no risk of regression, etc. 5 Medium: a few hours 1 Difficult: Requires days of work

Feature

Category *

Category of the issue

Tiki Version ☐ 8.x ☐ 9.x

Click to expand

Additionally, you can also filter the values displayed in the dropdown so that only those matching your typed text are shown in the list (only the ones starting with "D" in the example below: Documentation and Dogfood a *.tiki.org site).

Easy to solve? 5

10 Easy: 5-10 minutes to fix, no risk of regression, etc. 5 Medium: a few hours 1 Difficult: Requires days of work

Feature Accounting Article

Category* Bug: Regression Bug: Usability D

Category of Documentation (or Advocacy) Dogfood on a *.tiki.org site

Tiki Version ☐ 10.x ☐ 11.x

Click to expand

See [Improve Tracker Forms](#)

1.64.8. Tracker List with last comment author and date

You can display last comment author and date in the table column for comments, through a new option in the tracker edition > "Features > Allow comments > Display last comment author and date".

1.64.9. Users can see just their own items (new setting)

Added an option to allow displaying just the user's items to the user through [PluginTrackerList](#) with the param view=user, even if no extra permissions are granted to this user's groups.

1.65. Translations

1.65.1. Custom JavaScript translations

[Custom JavaScript translations](#): You can place a file at `lang/xx/custom.js` for your language with any custom translation for the JavaScript related messages, even if it could contain any valid JavaScript

1.65.2. Bing Translate support

Added Bing Translate support for machine translation

1.66. Unified index

Support for MySQL Full Text Search and Elastic Search as engines has been introduced for unified index. These engines are complete alternatives to the *Lucene (PHP Implementation)*. All user interface components and plugins (such as [PluginList](#), [PluginCustomSearch](#), ...) will keep working and the documentation available in [Unified Index](#) still applies.

ElasticSearch requires a server to be installed. It provides several benefits:

- Faster indexing
- Lower memory usage within PHP
- Faster searches
- Scalable across multiple machines if required
- Better result highlighting

MySQL Full Text Search doesn't require a server to be installed. It provides several benefits:

- Faster indexing
- Lower memory usage within PHP
- Easy configuration

See: [Unified Index Comparison](#)

1.67. User Encryption

See [User Encryption](#) for more

1.68. User wizard

See [#User_Wizard](#) below

1.69. Version checker

- Version checker has been revamped and now deals better with LTS versions:
 - <http://tikiwiki.svn.sourceforge.net/viewvc/tikiwiki?view=revision&revision=42539>
 - <http://tikiwiki.svn.sourceforge.net/viewvc/tikiwiki?view=revision&revision=42535>

1.70. Video

- [Kaltura tracker field to attach media to tracker items](#)
- Kaltura plugin allows to display videos with an html5 player, so that they can be viewed with some browsers in standard smartphones (tested as ok in Firefox on Android, and Safari on iPhone).

1.71. Windows Azure

- [Read the environment variables for DB autoconfiguration on Azure](#)
- Using a [MySQL SSL](#) connection

1.72. Wiki

1.72.1. Argument Variables

A few new wiki argument variables have been added. Some of them were introduced to ease the task to create simple templates for document management and revision approval systems, such as iso9001/iso14001. These variables allow to define custom information layout in the page header (Author Name, Last edited on, Document Version, and equivalent for revised and approved versions):

pageid

(id from a wiki page; added in Tiki 12.1)

domain

(site domain; added in Tiki 12.1)

domainslash

(site domain ending with a slash; added in Tiki 12.1)

domainslash_if_multitiki

(only when in a multitiki installation, site domain ending with a slash; if the page doesn't belong to a multitiki installation, nothing is returned; added in Tiki 12.1)

lastVersion

(last version of the wiki page; added in Tiki 12.2)

lastAuthor

(last editor of the wiki page; added in Tiki 12.2)

lastModif

(last modification date, in short format, of the wiki page; added in Tiki 12.2)

lastItemVersion

(last version of the tracker item indicated in the url; added in Tiki 12.2)

lastItemAuthor

(last editor of the tracker item indicated in the url; added in Tiki 12.2)

lastItemModif

(last modification date, in short format, of the tracker item indicated in the url; added in Tiki 12.2)

lastApprovedVersion

(last approved version of the wiki page when [Revision approval](#) is on; added in Tiki 12.3)

lastApprover

(last approver of the wiki page when [Revision approval](#) is on; added in Tiki 12.3)

lastApproval

(last approval date, in short format, of the wiki page when [Revision approval](#) is on; added in Tiki 12.3)

See [Wiki Argument Variables](#)

1.72.2. Flagged Revisions

Many enhancements, including batch approval and reporting on status of Flagged Revisions.

1.73. Wiki Plugins

New and/or Improved Plugins below.

1.73.1. Improved: Plugin Articles

Improved Plugin. Shows a link at the bottom to facilitate adding a new article or submission if the user has permission to do so.

See [PluginArticles](#)

1.73.2. Improved: Plugin FancyTable

Improved plugin. As usual you can sort by one or more columns, and nowadays you can also filter you results by searching for some string in one or more columns. In the example below, sorted by one column ("Percentage"), and filtered by content in another column ("Native name" containing "de"):

Reset Filter					
Language code (ISO)	English name	Native Name	Completion	Percentage	Number of strings
		de			
de	German	Deutsch		93,59%	Total: 14983 Translated: 14023 Untranslated: 960
nl	Dutch	Nederlands		21,06%	Total: 14964 Translated: 3152 Untranslated: 11812
fy-NL	Frisian Netherlands	Frysk Nederlâns		0,66%	Total: 14922 Translated: 98 Untranslated: 14824

Click to expand

See [PluginFancyTable](#)

1.73.3. Improved: Plugin Img

Improved plugin. Image magnification has been added to plugin image. Full size image appears with zoom option in a "Colorbox" overlay when thumbnail is clicked.

```
{flash type="url" movie="display907" width="894" height="717"}
```

See [PluginImg](#)

1.73.4. Improved: Plugin MediaPlayer

Improved plugin. Media player plugin uses it's own mp3 and flv players.

1.73.5. Improved: Plugin Proposal

- [PluginProposal](#): Added the ability to set custom weights to groups in the proposal plugin, which affects the stored attributes. This is useful for [Code Review](#)

1.73.6. Improved: Plugin Slider

New themes added in Tiki 12.1



See [PluginSlider](#)

1.73.7. Improved: Plugin TrackerList & TrackerFilter

There is a new feature in trackers to allow Inline editing of items (using `ajax_inline_edit`), from the list of displayed items. Once enabled, you can use some new params in these plugins, to allow some displayed fields to be editable (param "editable", with the list of fields to be editable), or the whole list of displayed items (with param "editableall=y")

In Plugin TrackerList you can also define some parameters to use the new version of jquery sortable tables library, allowing you to produce tables that can be sorted and filtered on the fly by one or more

columns, in a similar way to what can be achieved in [#Plugin_FancyTable](#) shown above.

When the param "sortable=y" is added in Plugin TrackerFilter and "jquery sortable tables" feature is enabled, the list of displayed results show a field on top which allows filtering in real time the results shown in the table, in a similar way to what can be achieved in [#Plugin_FancyTable](#) shown above.

In addition, you can display last comment author and date in the table column for comments, through a new option in the tracker edition > "Features > Allow comments > Display last comment author and date".

See [PluginTrackerList](#) and [PluginTrackerFilter](#) for more information.

1.73.8. New: Plugin Insert

- New: [PluginInsert](#)

1.73.9. New: Plugin ListExecute

See [PluginListExecute](#)

1.73.10. New: Plugin Local Files

New Plugin. Assist in showing links to files or directories on local drives or shared file servers. Likely to only work fully on IE for Windows based intranets.

See [PluginLocalFiles](#)

1.73.11. New: Plugin Pref

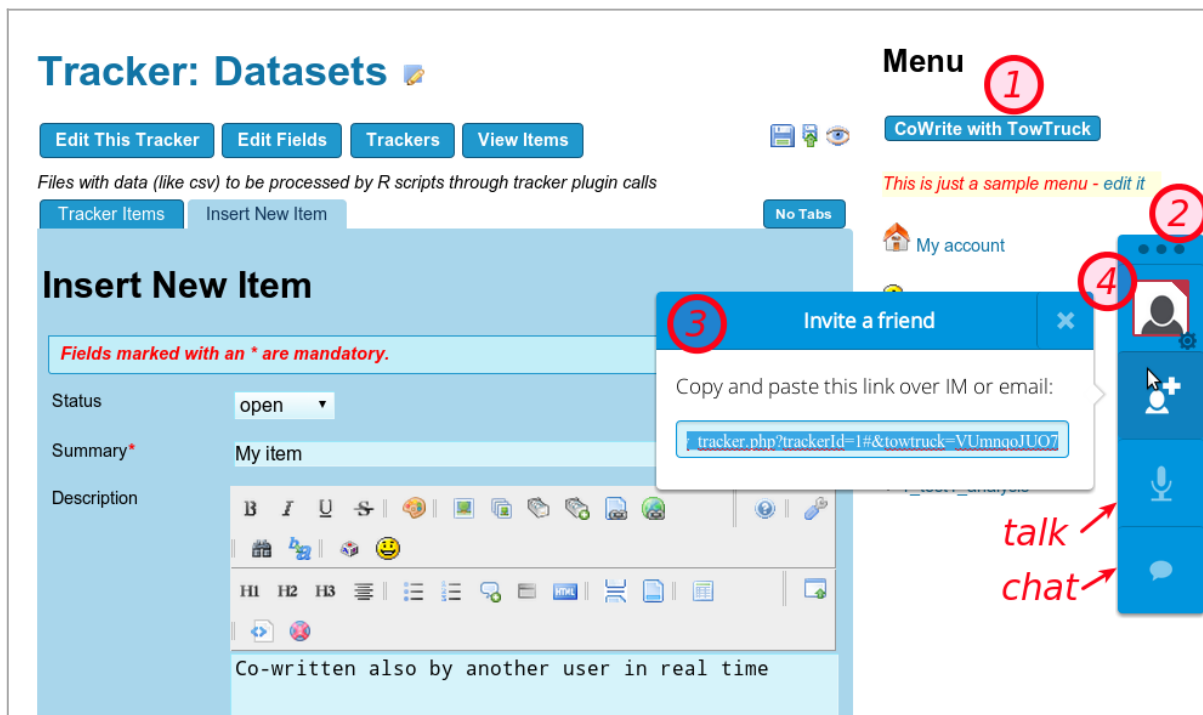
Simple plugin to allow global preference check and display content depending on the condition. See [PluginPref](#)

1.73.12. New: Plugin Sign

- New: [PluginSign](#)

1.73.13. New: Plugin Together

New Plugin to use the experimental service for your website from mozilla labs called TogetherJS, that makes it surprisingly easy to collaborate in real-time: notify unique urls, co-write, talk, follow pages visited by your buddies. TogetherJS is alpha-quality software. We do not recommend using it in production at this time, even if it looks promising as a Real Time Collaboration (RTC) tool. Formerly known as TowTruck.

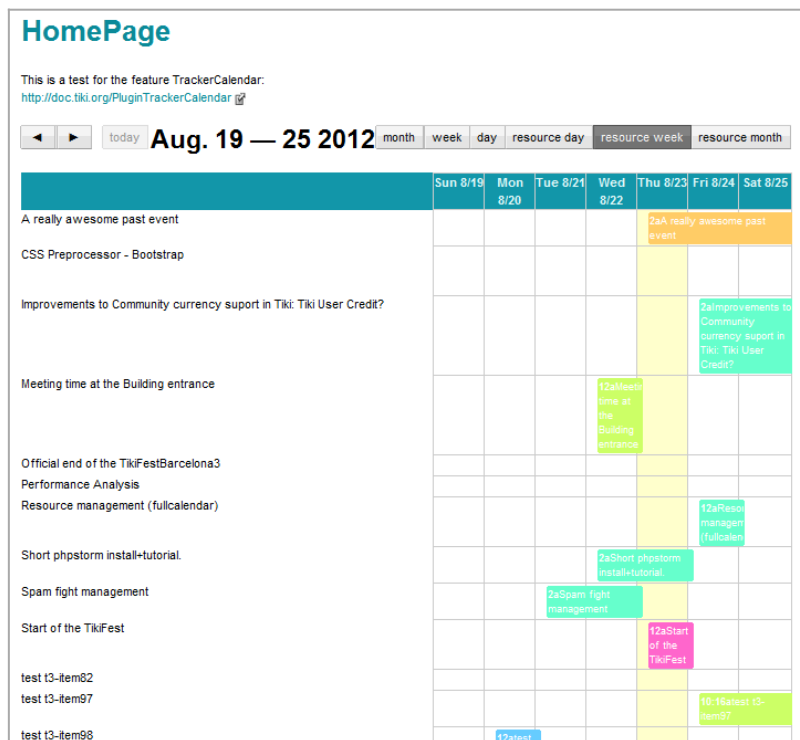


Click to expand

See [PluginTogether](#) and the [profile Together](#)

1.73.14. New: Plugin TrackerCalendar

New plugin in [Tiki10](#) and improved in [Tiki12](#). It allows managing tracker items as resources in a calendar view: i.e. it uses [FullCalendar ResourceViews](#) to render the content of a tracker. The feature is not using the Tiki feature Calendar, so that you don't need to have "Calendar" feature enabled for this plugin to display data in a calendar view.



Click to expand

See [PluginTrackerCalendar](#) and the profile to easily add a working example in your site: http://profiles.tiki.org/Tracker_as_Calendar_12

1.73.15. New: PluginTrackerQueryTemplate

New plugin in [Tiki10](#). It allows to generate forms from a tracker. Currently only able to list data, the TrackerQueryTemplate plugin simply obtains data from a tracker and allows an editor the ability to list the tracker data as he sees fit.

See [PluginTrackerQueryTemplate](#)

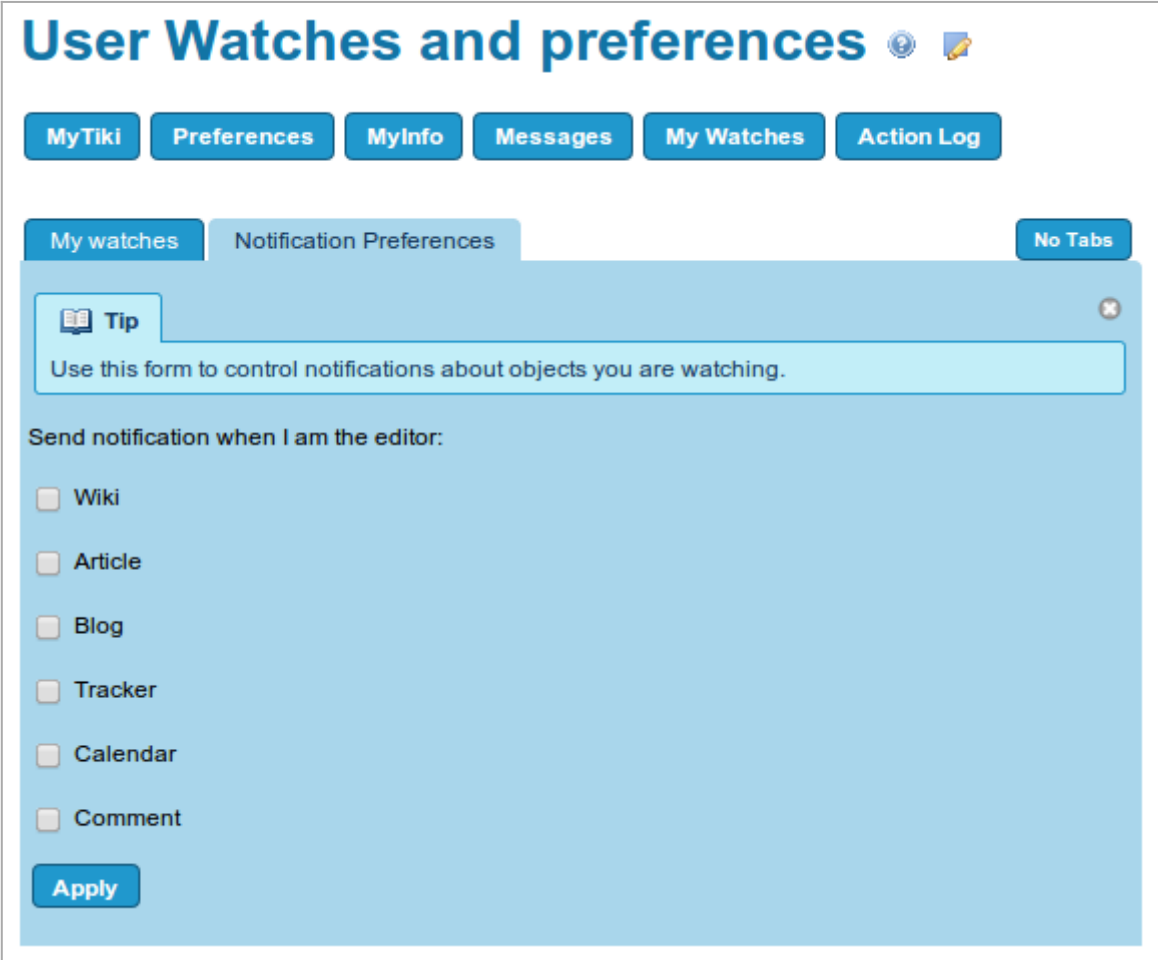
1.73.16. New: Plugin WebDocViewer

New Plugin. It allow displaying many types of documents online, embedded in your Tiki pages.

See [PluginWebDocViewer](#)

1.74. User Watches

There is a new tab in the user watches preferences screen, which allows the user to request wether to receive email copies or the changes made by himself/herself to the different sections of the website. If you keep these options below unchcked, you will not receive a copy of you own changes.



See [User Watches](#)

1.75. Wizards

This new feature facilitates tiki admins or normal users to set up their basic settings in a group of screens the show a reduced set of basic settings for them. The admin wizard is shown up by default to all new admins, while as of Tiki 12.0, the User Wizard needs to be launched in purpose, so far.

1.75.1. Admin Wizard

The admin wizard shows up for tiki admins when they first log in, enabling them to easily configure the main features of Tiki without the need to navigate through all admin panels. It will allow the admin to easily choose among a few options of wiki editor (wysiwyg and in html or in wiki syntax), inline editing, etc.

Admin Wizard

Show on login

Close

Start

Tiki Admin Wizard

The Tiki Wizard Admin help you to quickly configure the major features. Use the Admin Panel to configure the details and features not included in this wizard.

Admin Wizard

Welcome to the Tiki Admin Wizard.
To learn more about this Tiki release, go to [Tiki 12](#).

If you are a new user, it is recommended to use the Admin Wizard. Press "Start" to begin the wizard. If you don't want to go through detailed setup, use the defaults.

Use default preferences

However, if you are an experienced user and don't want the Admin Wizard ...

Skip wizard and don't show again

If you don't want this wizard to open next time you (or another admin) log in, you can uncheck the "Show on login" above from this and any other wizard page.

Tiki version 12.0svn
See also [Admin panel](#)

Server Fitness

To check if your server meets the requirements for running Tiki please visit [Tiki Server Compatibility Check](#).

Admin Wizard

Show on login

Close

Back

Save and Continue

Set up Date and Time

Set up your time-zone and how dates and times are displayed

Date and Time setup

Time zone: UTC ⓘ

Displayed time zone:

Always the site default time zone.

☒ Use time zone set from user preferences, or the automatically detected time zone for anonymous (if browser allows). Site default is used as fallback.

Fields display order: Month Day Year ▾

☐ Use 12-hour clock for time selectors ⓘ

See also [Date and Time admin panel](#)

Click to expand

Click to expand

See [Admin Wizard](#)

1.75.2. Profiles Wizard

This wizard shows the admin some information about the most recommended profiles to apply, either to set up your site with a featured configuration template, add some useful extra configuration or show a demonstration of potentially interesting features for you, just with a few clicks.

Featured

- [Collaborative Community_12x](#)
- [Company Intranet_12x](#)
- [Personal_Blog_and_Profile_12x](#)
- [Small_Organization_Web_Presence_12x](#)



Useful

- [Mobile](#)
- [Debug_Mode_Enabled/Debug_Mode_Disabled](#)
- [Together](#)
- [Time_Sheet](#)



Simple Demos

- [Dynamic_items_list](#)
- [Bug_Tracker](#)
- [Tracker_as_Calendar_10](#)
- [Voting_System](#)



See [Profiles Wizard](#)

1.76. Upgrade Wizard

This Wizard will guide you through the most common new settings and informations in order to upgrade your site:

- Use it if you are upgrading from previous versions of Tiki, specially if you come from the previous Long Term Support (LTS) version.
- Some of these settings are also available through the Admin Wizard, and all of them are available through Admin Panels
- But this wizard will let you learn about them as well as enable/disable them easily according to your needs and interests for your site.

See [Upgrade Wizard](#)

1.76.1. User Wizard

This wizard will help users to fill in the main settings for their accounts in that website. Depending on the features enabled by the site admin, users will be offered more or less options.

User Wizard

Close

Start

Welcome to the User Wizard

This wizard will help you fill in data and main settings for your account in this website. Depending on the features enabled by the site admin, you will be offered more or less options. If you can't set up your user preferences (Real name, keep your information public or private, time settings, ...), you can request the site admin to enable the user preferences feature.

User Wizard

Welcome to the Tiki User Wizard

The user wizard will help you set up your personal Tiki preferences. Click at the "Start" button above to launch it

If you don't want to run the wizard, you can close it using the button below, or use the "Close" button on top (available on all wizard pages).

Close the wizard

Tiki version 12.0svn. To learn more about this Tiki release, go to [Tiki 12](#).

Click to expand

User Wizard

Close

Back

Save and Continue


User Preferences: Personal Information

Set up your basic information as a user on this site.

Personal Information

User: admin

Real Name: System Administrator

Avatar:  [Pick user Avatar](#)

Country: Cuba

Homepage URL:

User information: Public

Click to expand

See [User Wizard](#)

1.76.1.1. User Wizard: User Details (through User Tracker)

The User Wizard allows showing a new section called "User Details" provided that the admin has setup a User Tracker and defined the fields to be shown. Those fields can be the same ones shown at registration time (default) or can be a different set of fields from the same User Tracker.

Since the user Tracker can include "Static Text" fields, users can be shown Custom informations for their users, specific of their own Tiki site. Some demonstration fields are included in the suggested profile [User_Trackers](#) to set it up easily.

Save and Continue

User Details

Use this form to fill in some extra information about you.

Extra information about you

Note Read this first Feedback No Tabs

Take into consideration the latest changes in our site / organization.

[Read more](#)

Name *

Long Description

Country

Website

*Fields marked with an * are mandatory.*

Save and Continue

Click to expand

See [User Wizard](#)

1.77. Workspace UI

There an interface to manage the creation and editing of [Workspaces](#), so that batch creation of sets of Tiki objects with custom groups and associated permissions can now be handled more easily.

See [Workspace UI](#)

1.78. Zoombox for images

See [#Plugin_Img](#)

**** Known limitations ****

- Chosen picker doesn't work well with jQuery Mobile mode. See [wish4671](#)
- Line numbers in the syntax highlighter (codemirror) doesn't work well: plenty of space added between lines & text hidden. See [wish4840](#)

**** Upgrades ****

Things to watch out for

- [Composer](#) Many externals have not yet been moved to Composer
- [URL Rewriting Revamp](#)
- [CKEditor4](#)
- jQuery, jQueryUI and jQuery Mobile to be updated to the latest stable versions.
- [elFinder](#) is optional but it could affect some things in File Gallery
- Blog posts with content containing HTML may not display properly after upgrading. See solution below at [#Blog_posts_containing_HTML](#)

Blog posts containing HTML

Blog posts with content containing HTML may not display properly after upgrading - place the blog post content within [PluginHTML](#) to solve this issue. PluginHTML needs to be approved - if you are converting many blog posts go to **tiki-plugins.php** to approve in bulk.

Composer

When installing or updating through subversion, some external libraries are nowadays handled differently (using "composer"):

```
root@camagroc:/var/www/tiki_trunk# sh setup.sh
curl is /usr/bin/curl
#!/usr/bin/env php
All settings correct for using Composer
Downloading...

Composer successfully installed to: /var/www/tiki_trunk/temp/composer.phar
Use it: php temp/composer.phar
php is a tracked alias for /usr/bin/php
Loading composer repositories with package information
Installing dependencies from lock file
Warning: The lock file is not up to date with the latest changes in composer.json. You may be getting outdated dependencies. Run update to update them.
- Installing adodb/adodb (5.18)
  Downloading: 100%
- Installing phpcas/phpcas (1.3.1)
  Downloading: 100%
- Installing phpseclib/phpseclib (0.3.1)
  Downloading: 100%
- Installing smarty/smarty (v3.1.13)
  Checking out /tags/v3.1.13/@4699
- Installing zetacomponents/base (1.8)
  Downloading: 100%
- Installing zetacomponents/webdav (1.1.3)
  Downloading: 100%
- Installing zendframework/zendframework1 (1.12.1)
  Checking out /tags/release-1.12.1/@25165
```

Click to expand

This also means that you might have to install some extra packages such as `php5-gmp` `php-compat` in your server (or request to have them installed for your), for optimal work by phpseclib. Otherwise, you might see this type of message:

“

phpseclib/phpseclib suggests installing ext-gmp (Install the GMP (GNU Multiple Precision) extension in order to speed up arbitrary precision integer arithmetic operations.)
phpseclib/phpseclib suggests installing pear-pear/PHP_Compat (Install PHP_Compat to get phpseclib working on PHP = 4.3.3.)

You can install them in Debian-based server (adapt to your OS if different) with a command like:

Command in a console

```
sudo apt-get install php5-gmp php-compat
```

To install on Mac OSX (Mountain Lion 10.8) it has to be tricked a little bit as Mac OSX Unix doesn't come with some basic command we usually use (like apt-get or wget, etc).

You can install <http://www.macports.org/> (MacPorts (xcode will be required too, follow the install guide) to get usual set of command required to install what Composer need.

Then you'll be able to do:

Command in a Mac Terminal once MacPorts is installed

```
sudo port install php5-gmp sudo port install php5-mcrypt
```

It is also required you install PEAR php_compat. (since Mac OSX 10.5)

Command in a Mac Terminal once MacPorts is installed to check and install PEAR/PHP_COMPAT
--

```
which pear (to check anyway if it is installed) sudo wget http://pear.php.net/go-pear.phar sudo php -d detect_unicode=0 go-pear.phar
```

You should have no more worries installing Tiki and Composer stuff on Mac OSX.

local.php

If you had defined in your former ./db/local.php something like

```
$api_tiki='adodb';
```

and after the upgrade you notice that you can't edit some pages, or weird characters are displayed in some rare places, you can try removing that line from your ./db/local.php .

Mobile permissions

If you applied the Mobile profile in the past, and you get a "permission denied" message when you attempt to see the site in mobile mode, you need to grant the permissions to view perspectives to anonymous users:

- `tiki_p_perspective_view`

Search Index

After the upgrade, the [Unified Index](#) may take longer to rebuild, at least the first time that you are with this new Tiki version. If the link "**Rebuild index**" at the "Admin search" panel doesn't produce a successful reindexing, you can do that on a terminal server side, while setting a higher amount of memory for the process, and forcing an initial clean-up of index leftovers.

Therefore, you could run something like:

```
root@server:/path/trunk# php -dmemory_limit=4G console.php i:r --force --log Removing leftovers...
```

Started rebuilding index... Rebuilding index done

For multitiki sites, you can rebuild with commands like:

```
root@server:/path/trunk# php console.php index:rebuild --site=site1.example.com
root@server:/path/trunk# php console.php index:rebuild --site=site2.example.com ...
```

More information: [Unified Index](#)

& Syntax for short links invalid

In past Tiki versions such as Tiki9, wrong syntax to point in a url to a specific tab was accepted. Example:

1. <http://example.com/tracker1&show=mod>
2. <http://example.com/tracker1&cookietab=2>

In Tiki12, and probably in some version earlier also, the syntax needs to be like:

1. <http://example.com/tracker1?show=mod>
2. <http://example.com/tracker1?cookietab=2>

Themes

Some CSS changes were introduced for themes between 11.x and 12.x:

Site Logo & Site titles

The former `#sitelogo`, `#sitetitle` and `#sitesubtitle` IDs have been changed to classes `.sitelogo`, `.sitetitle` and `.sitesubtitle`. Please make these changes in your theme CSS after upgrade if you formerly styled using any of those css selectors.

Strasa.css login background color

If you were using strasa.css theme style, you might miss the background color of the login module in the header, getting white text font over white background temporarily.

Set up theme options to "cool", for instance, and the blue background of the login module will be back in your site.

Pages linking to Tiki12from9

One page links to [Tiki12from9](#)

- [Tiki12](#)

Alias names for this page

[Tiki12 from 9](#) | [Tiki12 from Tiki9](#) | [Tiki12FromTiki9](#) | [9to12](#) | [12from9](#)