

Relations Tracker Field

New in [Tiki8](#)

Allows to create arbitrary relations between the trackers and other objects in the system. See also [Items List](#) and [Item Link Tracker Fields](#)

Relation Relation qualifier. Must be a three-part qualifier containing letters and separated by dots.

This can be anything (just a reference)

Filter URL-encoded list of filters to be applied on object selection.

ex.: `tracker_id=5&object_type=trackeritem`

tracker_id=5 is to filter in tracker #5

object_type=trackeritem is to only get tracker items (and not tracker fields)

Unified Index is required for relations fields to work.

See [Search and List from Unified Index](#)


Read-only Only display the incoming relations instead of manipulating them.

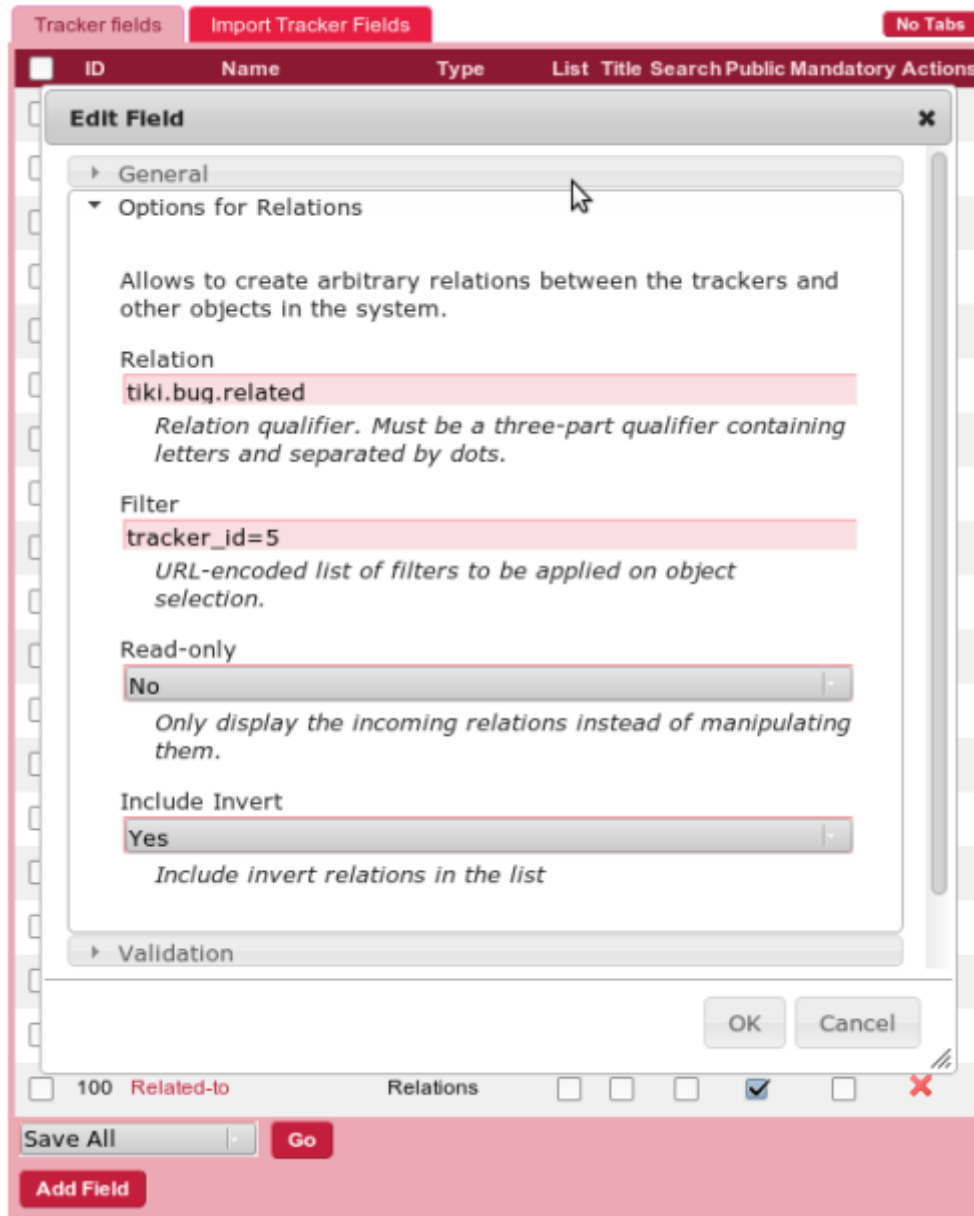
Include Invert Include invert relations in the list

Example

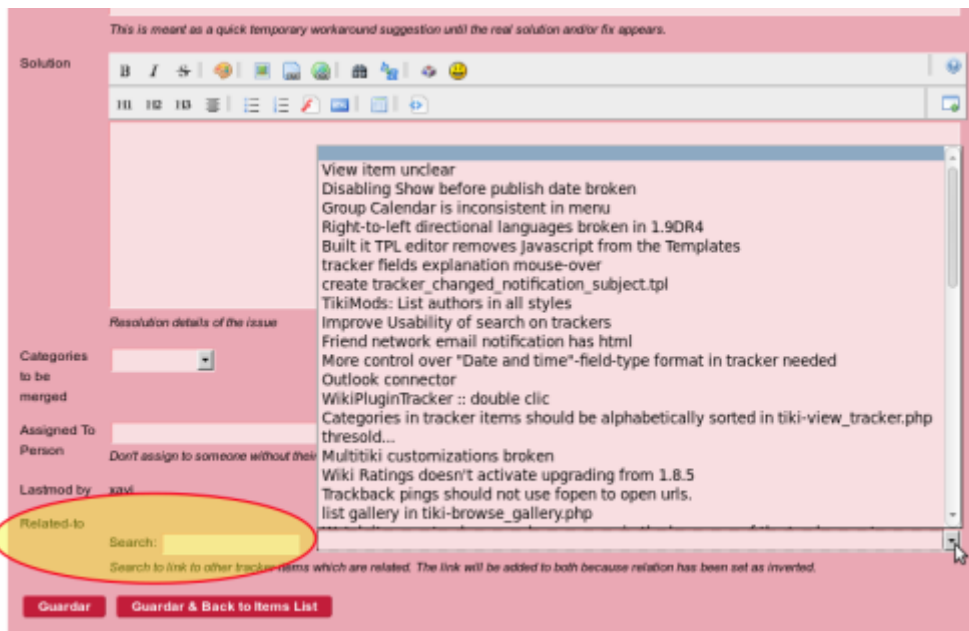
bug tracker in dev.t.o

Tracker field definition (`tiki-admin_tracker_fields.php?trackerId=N`):





The previous example produces this field when adding a new tracker item (`tiki-view_tracker.php?trackerId=N`):



Note: The pagination setting will change the way the field is displayed. If the number of possible relations is higher than the "Object selector threshold" parameter that can be found at `tiki-admin.php?page=look#contentadmin_look-3`. If the field displays more that the "Object selector threshold" value then it will change for a Search input field.

Filtering valid parameters

parameter	Usage	notes
tracker_id	tracker_id=11	
object_type	object_type=trackeritem	
tracker_status	tracker_status=0	the parameter accept one argument (=op doesn't work)
...

Sample: `tracker_id=11&object_type=trackeritem&tracker_status=0`

Many to many

If you want a many to many relation, create a field in each tracker, with the following params

- Relation: put one as normal, and for the other, add a fourth qualifier **.invert** (ex.: `institution.published.work` and `institution.published.work.invert`)
- Filter: set `tracker_id=XYZ` where XYZ is the ID of the other tracker. Ex: In tracker 19, put `tracker_id=20` and in tracker 20, put `tracker_id=19`
- Read Only: Both set to no
- Include Invert: Both set to no (the inversion will come from the setting above)
- Force Refresh: should be set to on if you are using [Mathematical Calculation Tracker Field](#) which could impact.

Use case: Projects and Subprojects

One use case for this type of setup is a projects tracker, in which you define a parent - child relationship among items: which are parent projects of which child projects, while all data reside in the same project tracker.

Even if this setup would probably imply a one to many relationship, the setup is the equivalent as the one indicated in the section above currently named "Many to many", but using the same tracker id in both fields of type "relation" in that same tracker.

Related:

- [Object Attributes and Relations](#)
- [PluginAttributes](#)
- [PluginRelations](#)
- [PluginAddRelation](#)