

Plugin Swiper

Plugin Swiper (introduced in [Tiki19](#)) is used to create a Slider/Swiper in any Tiki page using a wiki-plugin syntax shortcode. You can create multiple types of sliders and can place them in different locations on a page such as above header or inside the content body. It is mobile friendly and works great on handheld devices. Plugin Swiper is based on the [Swiper](#), the most modern OpenSource mobile touch slider.

Please see also [Slider Comparison](#)

1.1. Key Features

- Integrated with Tiki File Galleries
- Responsive & Mobile Touch Enabled
- Multiple Transition Styles
- Full Screen or Define the size of Slider
- Add text on top of slides including HTML and Wiki Syntax
- Multiple Slider Placement Positions on a Page

1.2. Parameters

Embed swiper in content, support file galleries, files id and custom content


Introduced in Tiki 19.

[Go to the source code](#)

Preferences required: wikiplugin_swiper

Parameters	Accepted Values	Description	Default	Since
(body of plugin)		Enter custom slides data separated by " ". Wiki Syntax / HTML supported in slide text, to include wiki page in slide text use <code>pluginInclude.title:Slide 1 title;text:HTML/Wiki Syntax Supported Slide 1 text;image:Slide Image URL;bgcolor:#colorcode;color: #color code for text title:Slide 2 title;text:Slide 2 text;image:Slide Image URL;bgcolor:#colorcode</code>		
background		Slider background color, enter color code for example #000		19.0
fileIds	any string except for HTML and PHP tags	List of IDs of images from the File Galleries separated by commas.		
autoPlayDelay	digits	Time interval to pause before moving to next slide in seconds.	5	19.0
fgalId	<i>separator: :</i>	Enter file gallery id for slider		19
height	word	Enter height of slider in px or %, default min height 100px, max height will adjust with content	100px	19.0

slideContentBg	text	Enter a valid CSS color code, or an rgba value if opacity is desired; for example: #000 or rgba(00, 00, 00, 0.5).		19.0
slideContentPostion	text	Enter position for example top:20 or bottom:20	top:20No value assigned	19.0
descriptionColor	text	Enter text color code of slide description, for example #ccc		19.0
titleColor	text	Enter text color code of slide title, for example #ccc		19.0
slidesPerView	digits	Slides visible at the same time on slider's container. Coverflow transition works best with 3 slides per view	1	19.0
width	word	Enter width of slider in px or %, default 100	19.0	
descriptionSize	word	For example 24px, default 16 px	16px	19.0
displayThumbnails	n y	Show thumbnails under main slider	n	19.0
loop	y n	Set to true to enable continuous loop mode (If you use it along with slidesperView: 'auto' then you need to specify loopedslides parameter with amount of slides to loop (duplicate)).	n	19.0
navigation	y n	Display navigation arrows	y	19.0
parallaxBgImg	text	Enter image url for parallax background behind swiper		19.0
sliderPosition	(blank) (blank) abovetopbar undertopbar	Placement of slider, above topbar, below topbar, above menus and content or inside content		19.0
slidesOffsetAfter	digits	Add (in px) additional slide offset in the end of the container (after all slides)	0	19.0
slidesOffsetBefore	digits	Add (in px) additional slide offset in the beginning of the container (before all slides)	0	19.0
slidesPerColumn	digits	Number of slides per column, for multirow layout	1	19.0
slidesPerViewMobile	digits	Slides visible at the same time on small screens	0	19.0
slidesPerViewTab	digits	Slides visible at the same time on low resolution tablets	0	19.0
spaceBetween	digits	Distance between slides in px.	0	19.0
speed	digits	Duration of transition between slides (in milliseconds)	300	19.0
titleSize	word	For example 42px, default 32 px	32px	19.0

effect	slide fade cube coverflow flip	Transition effect. Could be "slide", "fade", "cube", "coverflow" or "flip"	slide	19.0
autoHeight	n y	Set to true and slider wrapper will adapt its height to the height of the currently active slide	n	19.0
autoPlay	y n	Autoplay slider, on by default	y	19.0
centeredSlides	n y	If true, then active slide will be centered, not always on the left side.	y	19.0
freeMode	n y	If true then slides will not have fixed positions.	n	19.0
pagination	(blank) n bullets fraction progressbar	Slider pagination, default bullets	bullets	19.0
preloadImages	y n	When enabled Swiper will force to load all images.	y	19.0
slideToClickedSlide	n y	Set to true and click on any slide will produce transition to this slide.	n	19.0
slidesPerColumnFill	column row	Could be 'column' or 'row'. Defines how slides should fill rows, by column or by row	column	19.0
updateOnImagesReady	y n	When enabled Swiper will be reinitialized after all inner images ( tags) are loaded. Required preloadimages: true.	y	19.0

Custom Slide Code Explanation

Enter custom slides data separated by using "|". Wiki Syntax / HTML supported in slide text, to include wiki page in slide text use [PluginInclude](#).

Example Custom Slide Code

```
{SWIPER()} title:Slide 1 title; text:HTML/Wiki Syntax Supported Slide 1 text; image:Slide Image URL; bgcolor:#colorcode; color: #color code for text {SWIPER}
```

Tip

To build an impressive image slide we must resize or choose images of the same size. Images having different sizes and dimensions will not look appropriate in the slider.

1.3. Slider Placement on a Page

Swiper Plugin has the option to choose the placement of the slider at the following three locations

1. In the body (where ever in a page body you place the slider)
2. Above top bar / Top of the page (Above your page logo header)

3. Above content page / under top bar (Above the page body but under the logo header)


1. Examples

Following are some swiper slider examples.

1.1. Basic Slider Images

Following slider is built using Tiki File Galleries file id and a transition effect.

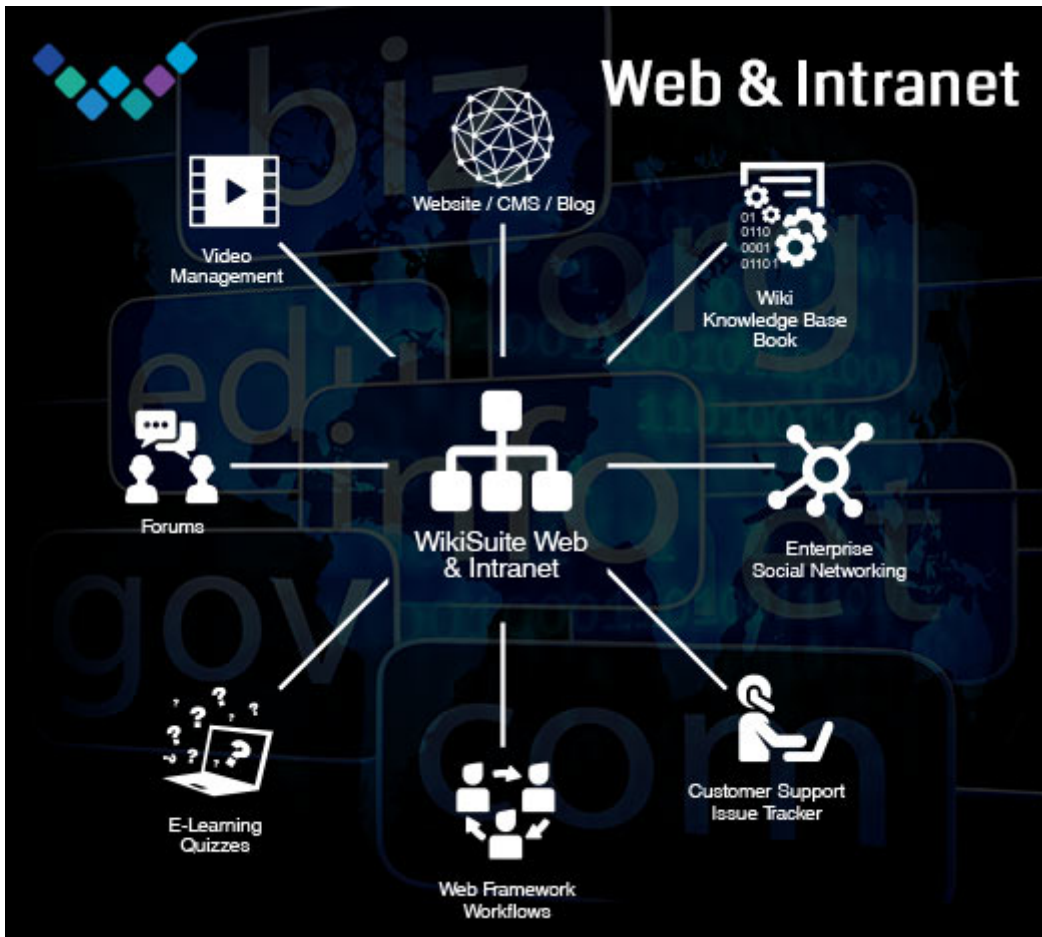




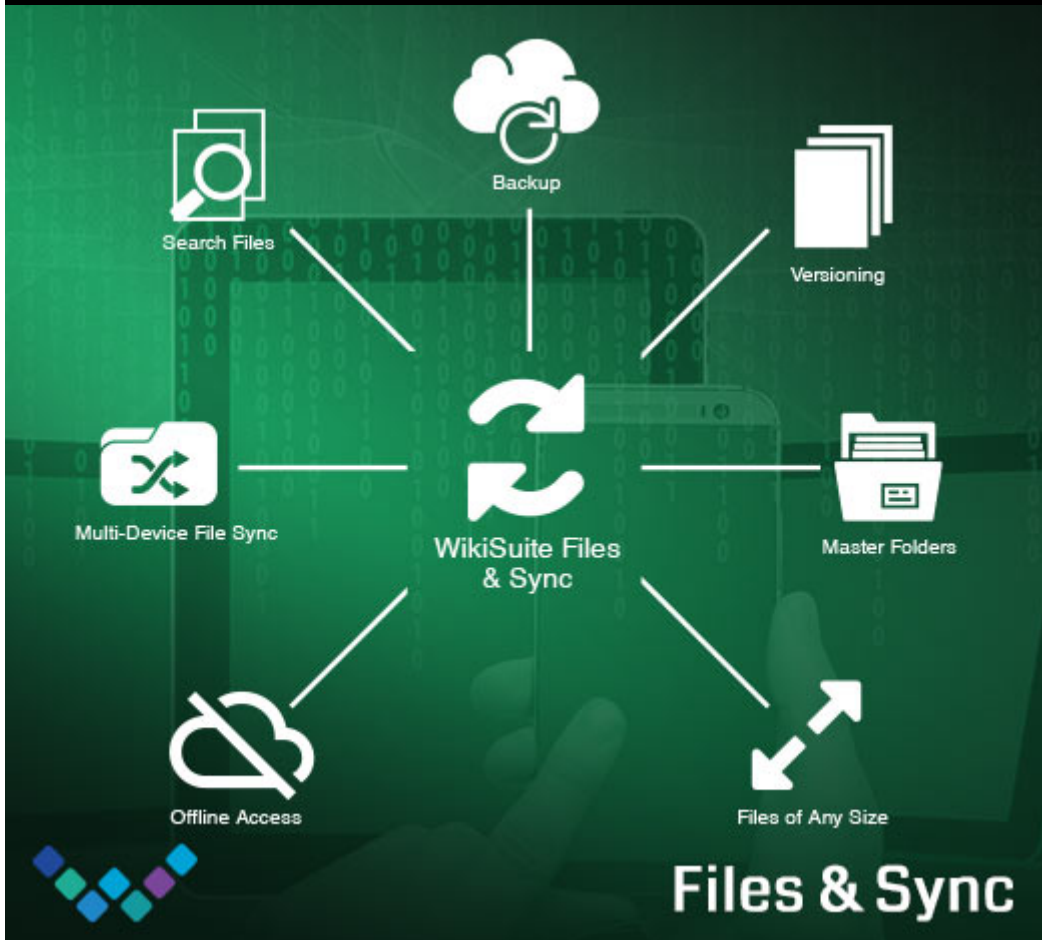
Chat & Video Conferencing



Web & Intranet



Files & Sync



Example Code

```
{swiper fileIds="1472,1471,1470,1469,1468,4467,1466,1465" effect="flip" navigation="y" displayThumbnails="n" loop="y" autoPlay="y" autoHeight="n" slidesPerColumnFill="column" centeredSlides="n" slideToClickedSlide="n" freeMode="n" }
```

```
preloadImages="y" updateOnImagesReady="y"}</pre></div>
<div data-bbox="44 92 817 114" data-label="Section-Header">

## 1.2. Slide with Slide transition & slide thumbnail navigation</h2></div> <div data-bbox="44 127 677 143" data-label="Text"> Following slide is using the simple slide transition style with thumbnails display turned on.</p></div> <div data-bbox="44 152 922 862" data-label="Image">The image shows a slide with a dark blue background. At the top, there is a large, stylized logo for 'tiki 27'. The word 'tiki' is in white lowercase letters inside a blue diamond shape, and '27' is in large white numbers to its right. Below this, the text 'Custom Landing Pages with Plugin Layout' is written in white, with 'Custom' and 'Landing Pages' on separate lines and 'with Plugin Layout' on a third line. In the bottom right corner, there is a smaller version of the 'tiki 27' logo. The background features a faint world map and a network of white lines connecting various points, suggesting a global or digital theme.</div>


```


More
Powerful-Flexible-Secure



◀ Swiper sliders ▶



A dark blue background featuring silhouettes of several business professionals in a meeting. One person stands at the front near a whiteboard, while others are seated around a table, some holding documents.

Powerful Presentations

with Reveal.js

A blue-tinted background image of a laptop. The screen displays the text 'WEBSITE DEVELOPMENT' at the top, followed by a list of items and a bar chart. A hand is visible pointing at the screen. A pair of glasses and a pen are also visible on the desk.

Bootstrap 5



The logo features the word "tiki" in a white, lowercase, sans-serif font inside a blue, rounded square with a slight 3D effect. To the right of this square, the number "27" is displayed in a large, white, sans-serif font. The background is a dark blue gradient with a faint world map and a network of white lines and nodes.

tiki 27

The background of the lower half of the cover is a dark blue, slightly blurred image of a server room with rows of server racks.

**Custom
Landing Pages**
with Plugin Layout

A smaller version of the "tiki 27" logo, consisting of the word "tiki" in a blue rounded square followed by the number "27" in white, set against the dark blue background.

tiki 27



More
Powerful-Flexible-Secure

tiki 27



< Swiper sliders >

tiki 27

Powerful Presentations with Reveal.js



Bootstrap 5



Example Code

```
{swiper fileIds="2063,2068,2064,2066,2067,2065" effect="slide" navigation="y" displayThumbnails="y" slidesPerView="1" loop="y" autoPlay="y" autoHeight="y" slidesPerColumnFill="column" centeredSlides="n" slideToClickedSlide="n" freeMode="n" preloadImages="y" updateOnImagesReady="y"}
```

1.3. Slider with 3D Cube Effect


Slider with file ids and cube transition style

Security



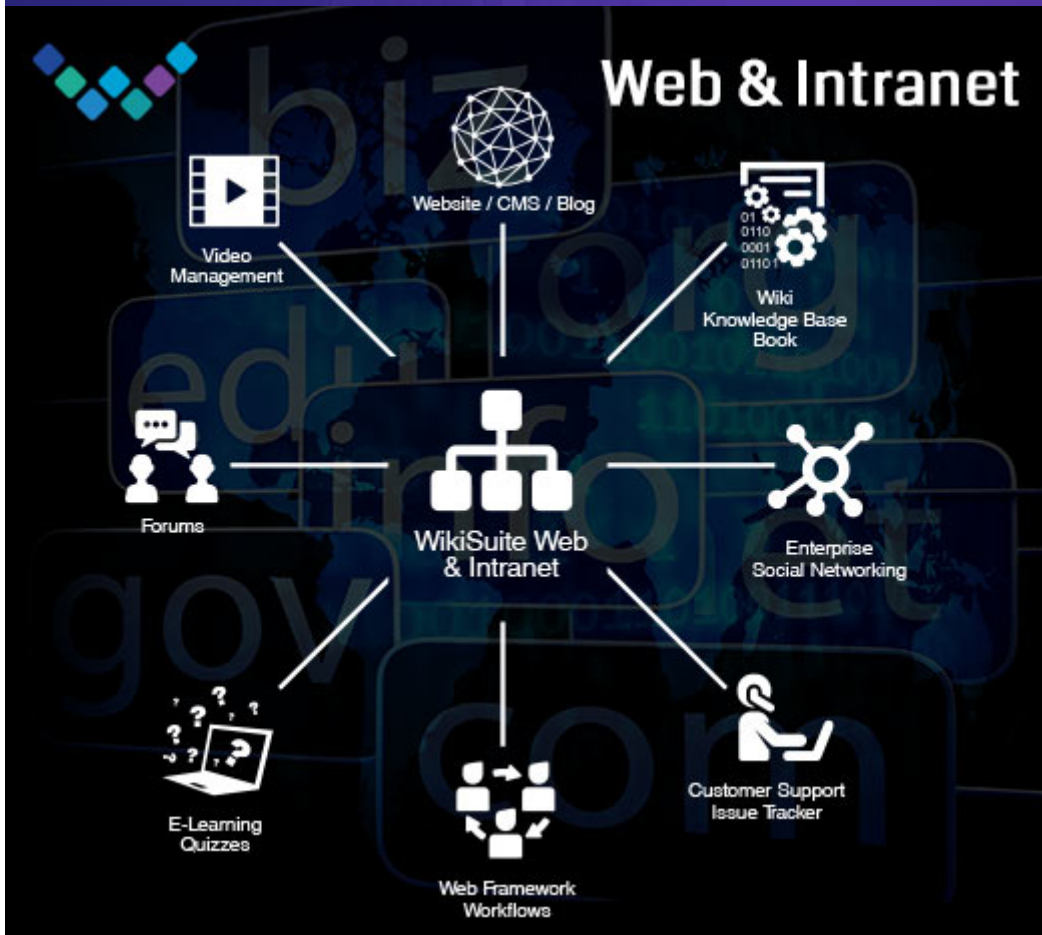
Commerce

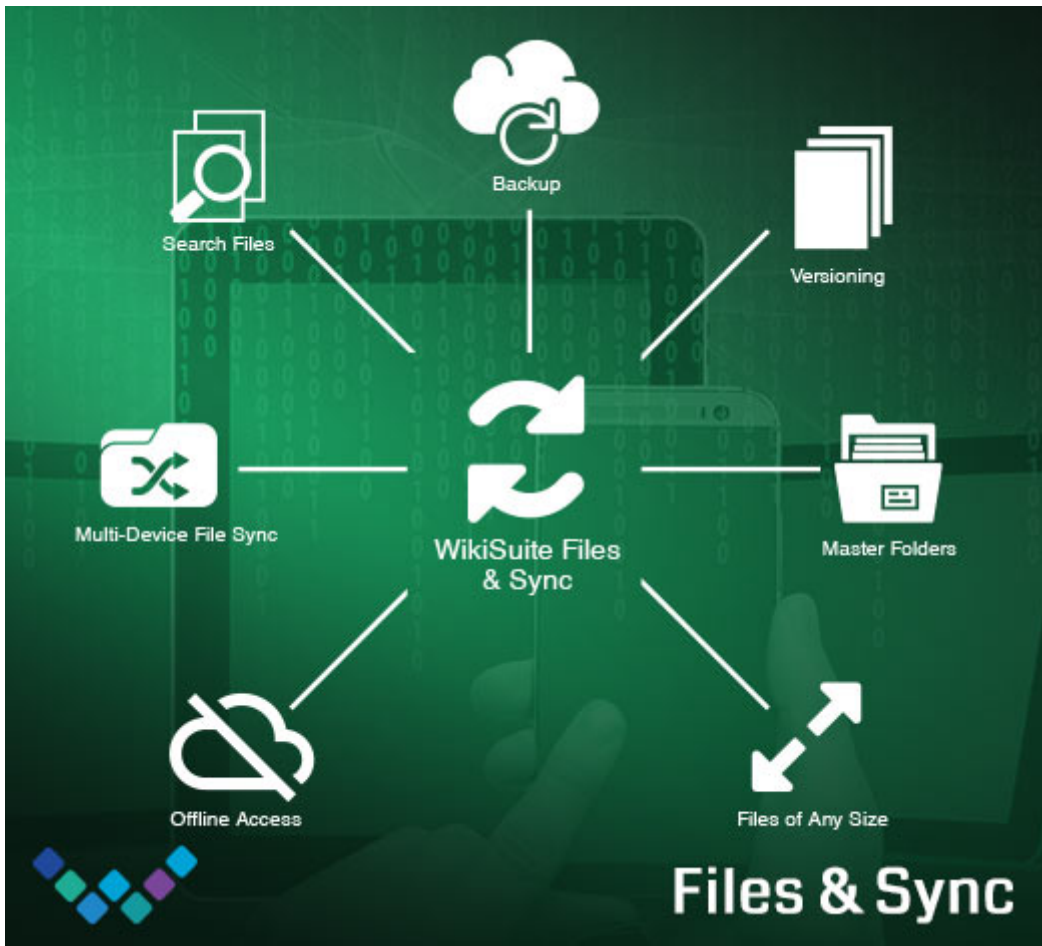




Chat & Video Conferencing







Example Code

```
{swiper fileIds="1472,1471,1470,1469,1468,1467,1466,1465" effect="cube" navigation="y" displayThumbnails="n" loop="y"
autoPlay="y" autoHeight="n" slidesPerColumnFill="column" centeredSlides="n" slideToClickedSlide="n" freeMode="n"
preloadImages="y" updateOnImagesReady="y" width="521px"}
```

Related

- Also see [Slider Comparison](#)