

Module "menupage"

This [module](#) will display the content of any wiki page as a [menu](#) in the left or right column or in any other place that a module can be located.

- This type of menu is used as the upper left menu in dev.tiki.org for example.

You can also use this module in the center (main) column.

- See [Happy Scroll theme](#) for details.

Usage

On the page *Admin > Modules* ([tiki-admin_modules.php](#))

- Assign a new module
- Choose the module "menupage" from the drop-down list.

Parameters

- Add the parameter *pagemenu=Name Of Wiki Page*.

The module will have the same title as the wiki page.

You can assign this "**menupage**" to any module zone (See [Module Admin](#) page if needed, or you can include it within a wiki page, using the [PluginModule](#).

Example

Imagine you have a page called `))SideMenu((`, with this content:

```
(:arrow:) [tiki-index.php|Home Page]
(:arrow:) [tiki-lastchanges.php|Last changes]
(:arrow:) [tiki-view_forum.php?forumId=1|Forum Wiki-translation]

''[tiki-editpage.php?page=SideMenu|edit]''
```

The wiki page itself looks like this:

SideMenu

 backlinks... 

-  [Home Page](#)
-  [Last changes](#)
-  [Forum Wiki-translation](#)

[edit](#)

[edit](#)

[history](#)



[translation](#)

Then, the module **menupage**, like all modules, can be assigned to a group of users.

The assigned module looks like this:

Welcome to Wiki-Translation

Welcome to wiki-translation, a community dedicated to discussing the impact of the wiki phenomenon on the world of translation. This is a place where people interested in translation using a massively collaborative wiki paradigm, can exchange best practices and tools, and discuss how to improve them.

 [English](#) 

Information about this community

- FAQ:** Answers to Frequently Asked Questions about this community, including [how to join](#), our [editing policy](#) and the list of [People](#) interested.

Login




user:

pass:

Remember me

[[» register](#) | [» I forgot my password](#)]

SideMenu

-  [Home Page](#)
-  [Last changes](#)
-  [Forum Wiki-translation](#)

[edit](#)

Skype Chat

You can see this example live in <http://www.wiki-translation.com>

For more advanced menus, see "[Menu](#)" feature.

Related Pages

See these pages for information that applies for all modules:

- [Module](#)--Overall introduction and overview
- [Module Admin](#)--Introduction to the module admin pages for site-wide and individual module settings

Related Pages

See these pages for information that applies for all modules:

- [Module](#)--Overall introduction and overview
- [Module Admin](#)--Introduction to the module admin pages for site-wide and individual module settings

Related Pages

See these pages for information that applies for all modules:

- [Module](#)--Overall introduction and overview
- [Module Admin](#)--Introduction to the module admin pages for site-wide and individual module settings

Related Pages

See these pages for information that applies for all modules:

- [Module](#)--Overall introduction and overview
- [Module Admin](#)--Introduction to the module admin pages for site-wide and individual module settings

Related Pages

See these pages for information that applies for all modules:

- [Module](#)--Overall introduction and overview
- [Module Admin](#)--Introduction to the module admin pages for site-wide and individual module settings
 - [Assigning Modules](#)--How to select a module to configure it
 - [Module Settings Interface](#)--Interface for configuring individual module settings
 - [Module Settings Parameters](#)--Explanation of standard parameter settings for modules
 - [Creating Custom Modules](#)--How to create user modules
- [Index of Modules](#)--Links to the documentation of individual modules
- [User Modules](#)--how (if the feature is active) users can choose and place their modules
- [Mods Type Modules](#)--links to modules that are installed as components
 - [Assigning Modules](#)--How to select a module to configure it
 - [Module Settings Interface](#)--Interface for configuring individual module settings
 - [Module Settings Parameters](#)--Explanation of standard parameter settings for modules
 - [Creating Custom Modules](#)--How to create user modules
- [Index of Modules](#)--Links to the documentation of individual modules
- [User Modules](#)--how (if the feature is active) users can choose and place their modules
- [Mods Type Modules](#)--links to modules that are installed as components
 - [Assigning Modules](#)--How to select a module to configure it
 - [Module Settings Interface](#)--Interface for configuring individual module settings
 - [Module Settings Parameters](#)--Explanation of standard parameter settings for modules
 - [Creating Custom Modules](#)--How to create user modules
- [Index of Modules](#)--Links to the documentation of individual modules
- [User Modules](#)--how (if the feature is active) users can choose and place their modules
- [Mods Type Modules](#)--links to modules that are installed as components
 - [Assigning Modules](#)--How to select a module to configure it
 - [Module Settings Interface](#)--Interface for configuring individual module settings
 - [Module Settings Parameters](#)--Explanation of standard parameter settings for modules
 - [Creating Custom Modules](#)--How to create user modules
- [Index of Modules](#)--Links to the documentation of individual modules
- [User Modules](#)--how (if the feature is active) users can choose and place their modules
- [Mods Type Modules](#)--links to modules that are installed as components

- [Assigning Modules](#)--How to select a module to configure it
- [Module Settings Interface](#)--Interface for configuring individual module settings
- [Module Settings Parameters](#)--Explanation of standard parameter settings for modules
- [Creating Custom Modules](#)--How to create user modules
- [Index of Modules](#)--Links to the documentation of individual modules
- [User Modules](#)--how (if the feature is active) users can choose and place their modules
- [Mods Type Modules](#)--links to modules that are installed as components
- [Menu](#)