

Mod calculator

calculator is a Kewl little calculator for your right or left column within TikiWiki

Install

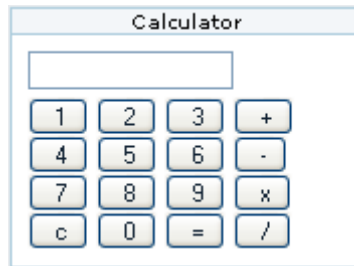
See [Mods Admin](#) for instructions on how to install a Mod. This mod is called **calc**

Usage

Once installed, you will see it under "Admin > Modules" (**tiki-admin_modules.php**):

You can assign a this [Module](#) to a lateral column (See [Module Admin](#) page if needed), or you can include it within a wiki page, using the [PluginModule](#).

The assigned module looks like this:



And you can compute simple mathematical operation with it.

Also, links to frequently used icons are included below and the attached photos here are used throughout the module and plugin pages through use of [PluginAttach](#).

Since Tiki6 headings from includes are not showing up correctly in the maketoc plugin, so use the below as a workaround:

```
startinclude1a
```

See these pages for information that applies for all modules:

- [Module](#)--Overall introduction and overview
- [Module Admin](#)--Introduction to the module admin pages for site-wide and individual module settings
 - [Assigning Modules](#)--How to select a module to configure it
 - [Module Settings Interface](#)--Interface for configuring individual module settings
 - [Module Settings Parameters](#)--Explanation of standard parameter settings for modules
 - [Creating Custom Modules](#)--How to create user modules
- [Index of Modules](#)--Links to the documentation of individual modules
- [User Modules](#)--how (if the feature is active) users can choose and place their modules
- [Mods Type Modules](#)--links to modules that are installed as components

```
stopinclude1a
```

```
startinclude2
```

Related pages

- [Wiki Plugin](#) - has links to all plugins and describes how the syntax works for a plugin

- [Mods Type Wikiplugins](#)

stopinclude2




Since Tiki6 headings from includes are not showing up correctly in the maketoc plugin, so use the below as a workaround:

startinclude3

- [Wiki Plugin](#) - has links to all plugins and describes how the syntax works for a plugin
- [Mods Type Wikiplugins](#)

stopinclude3

Frequently Used Icons

Icon	Tag to Include on a Page
	<code>{ATTACH(page=>Module and Plugin Includes,file=>arrow-right.png, image=>1)} {ATTACH}</code>
	<code>{img src="img/icons/book_open.png"}</code>
	<code>{img src="img/smiles/icon_exclaim.gif"}</code>

- [Mod extcalculator](#) - a similar calculator