

# External Wikis

External Wiki feature is used to make linking to topics easier.

Here are some examples:

The string on the left are the wikilink shorthand. tw for tiki.org, dev for dev.tiki.org, wq for wikiquote, wd for wiktionary, lq for linuxquestions, wp for wikipedia.

```
tw http://tiki.org/$page
dev http://dev.tiki.org/$page
wq http://en.wikiquote.org/wiki/$page
wd http://en.wiktionary.org/wiki/$page
lq http://wiki.linuxquestions.org/wiki/$page
wp http://en.wikipedia.org/wiki/$page
```

This way, you can make a link to that external wiki using the internal wiki double round brackets syntax with a prefix as "dev:" inside. For instance, to make a link to

<http://dev.tiki.org/Download>

you could use:

```
((dev:Download))
```

And it would produce this link:

[Download](#)

## Insert an external wiki reference

You can do that through the link at "Admin > External wikis", that will lead you to **tiki-admin\_external\_wikis.php**:



























The screenshot shows a web interface titled "Admin external wikis" with a help icon. Below the title is the heading "Create/Edit External Wiki". There are two input fields: one for "name:" and a larger one for "URL (use \$page to be replaced by the page name in the URL example: http://www.example.com/tiki-index.php?page=\$page)". A "Save" button is located at the bottom right of the form.

## List external wiki references

From the same tiki-admin\_external\_wikis.php you can see the list of external wiki references you already introduce them and edit or delete any of them. Below you can see, as a reference, the list of external wikis that we have defined in <http://doc.tiki.org> :

# External Wiki

Name	ExtWiki	Action
tv	<a href="http://tv.tiki.org/\$page">http://tv.tiki.org/\$page</a>	 
profiles	<a href="http://profiles.tiki.org/\$page">http://profiles.tiki.org/\$page</a>	 
rev	<a href="http://tikiwiki.svn.sf.net/viewvc/tikiwiki?view=rev&amp;revision=\$page">http://tikiwiki.svn.sf.net/viewvc/tikiwiki?view=rev&amp;revision=\$page</a>	 
info	<a href="http://info.tiki.org/\$page">http://info.tiki.org/\$page</a>	 
pr	<a href="http://profiles.tiki.org/\$page">http://profiles.tiki.org/\$page</a>	 
userpage	<a href="http://doc.tiki.org/UserPage\$page">http://doc.tiki.org/UserPage\$page</a>	 
two	<a href="http://tiki.org/\$page">http://tiki.org/\$page</a>	 
edu	<a href="http://edu.tiki.org/tiki-index.php?page=\$page">http://edu.tiki.org/tiki-index.php?page=\$page</a>	 
themes	<a href="http://themes.tiki.org/\$page">http://themes.tiki.org/\$page</a>	 
dev	<a href="http://dev.tiki.org/\$page">http://dev.tiki.org/\$page</a>	 
wp	<a href="http://en2.wikipedia.org/wiki/\$page">http://en2.wikipedia.org/wiki/\$page</a>	 
tw	<a href="http://tiki.org/\$page">http://tiki.org/\$page</a>	 

## Tips and Tricks

- [How to indicate and visually distinguish certain external links](#)

## For more information

- Please see [flash movie](#) of config process

## Alias

- [External Wiki](#)
- [ExternalWiki](#)
- [ExternalWikis](#)