

This authentication backend allows you to authenticate users against a [phpBB](#) database.

Requirements for phpBB Authentication

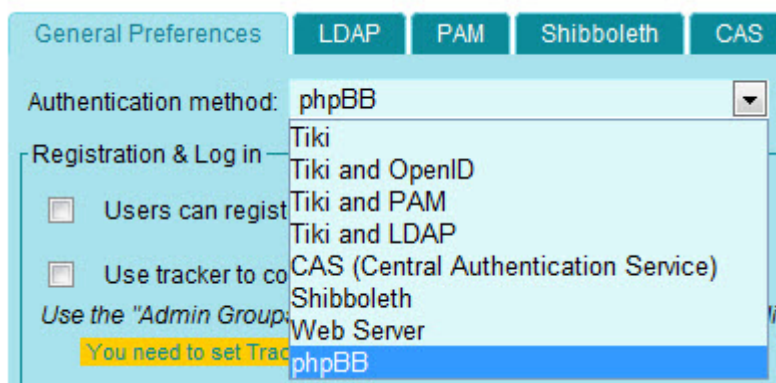
This Authentication backend only works against phpBB version 3.x, also known as phpBB3. It won't work against phpBB2 due to a different password hashing algorithm.

Enabling phpBB Authentication

To Enable phpBB Authentication you will need to do the following three steps:

phpBB Step 1: Enable phpBB Authentication

To enable phpBB Authentication within the Wiki goto the Admin page (Login section -icon of a door and arrow) and in dropdown box select phpBB:



phpBB Step 2: Turn off User Registration

Make sure that Registration is turned off:



User registration is handled in the phpBB software.

phpBB Step 3: Configure phpBB Authentication options

Goto the phpBB tab:

General Preferences
LDAP
PAM
Shibboleth
CAS
phpBB
Web Se

phpBB

You must change the Authentication Method to phpBB for these changes to take effect.

You must turn Users can register off for phpBB Authentication to function properly.

☒ Create user if not in Tiki

☒ Use Tiki authentication for Admin login

☒ Disable Tiki users who doesn't have a phpBB login. (They could have been deleted).

phpBB Version: 3

MySQL only (for now).

phpBB Database Hostname: localhost

phpBB Database Username: root




phpBB Database Password:

phpBB Database Name: phpbb_db

phpBB Table Prefix: phpbb_

You need to provide the database hostname, user, password, database name and table prefix (if any).

Below is a table of the options and what they do.

Option	Description	Default
Create user if not registered in Tiki	Automatically create a new Tiki user for the PHPbb login	Disabled
Use Tiki authentication for Admin log-in	The user “admin” will be authenticated by only using Tiki’s user database. This option has no effect on users other than “admin”.  <i>Recommended</i>	Enabled
Disable Tiki users with no phpBB login	Disable Tiki users who don’t have a phpBB login as they could have been deleted.  <i>Recommended</i>	Disabled
phpBB Version	 3	3
phpBB Database Hostname		None
phpBB Database Username		None
phpBB Database Password		None
phpBB Database Name		None
phpBB Table Prefix		Phpbb_

When the above is completed the wiki is ready to use phpBB as an authentication source. You will now need to ensure that phpBB is setup correctly.

You can do that easily by logging in using a phpBB username/password, and try to log in with a non-existing user, and/or wrong password.