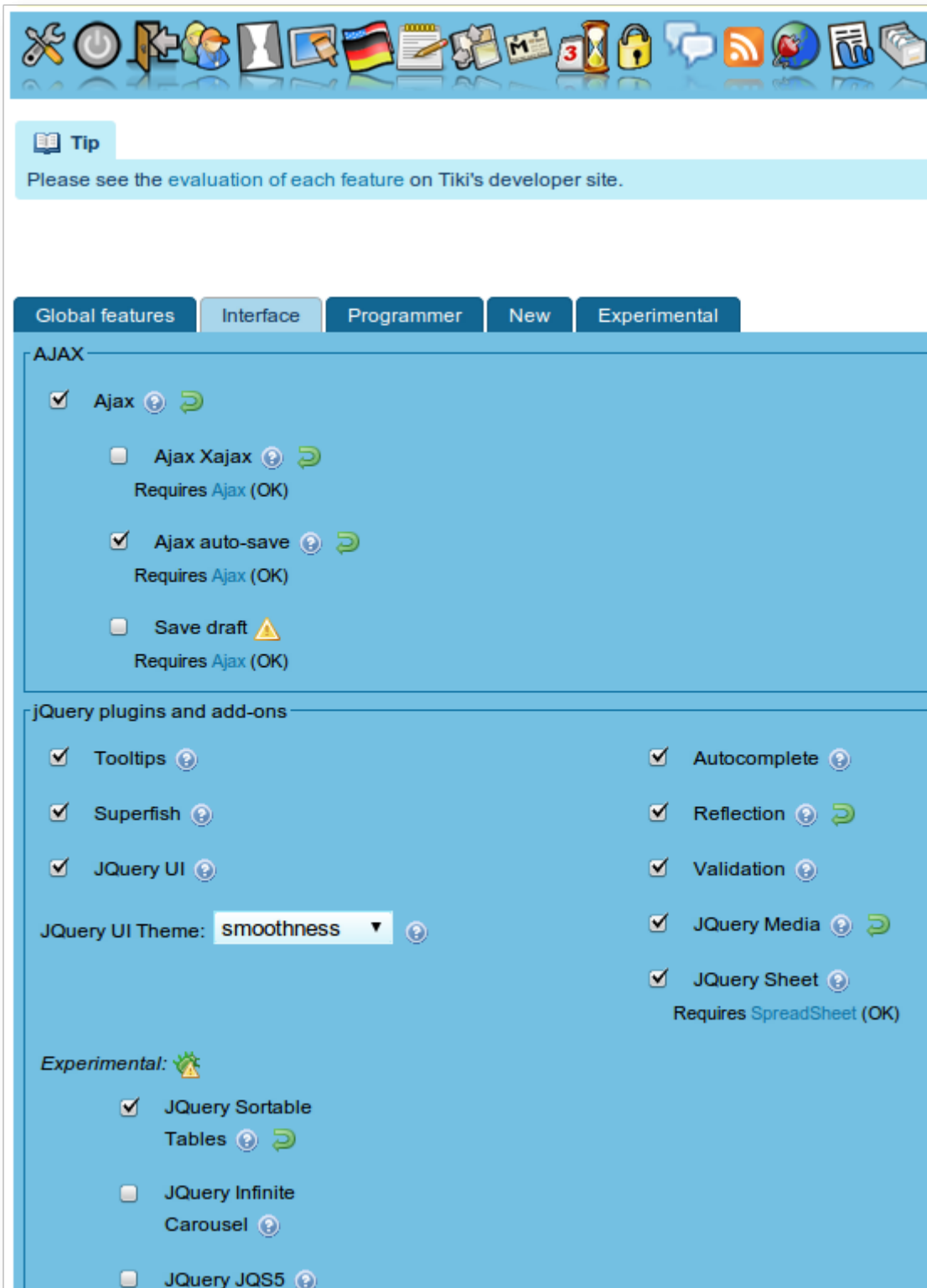


# jQuery

jQuery has been added as Javascript framework, which allows many nice effects on several parts of Tiki. It is an experimental, optional feature of Tiki 3.0, and in 4.0 it is the default, always on Javascript framework. It is used in compatibility mode (via the JavaScript var \$jq instead of just \$) in Tiki3, 4 & 5, so specific projects can also use others (although in Tiki, it's just jQuery). However, since [Tiki6](#), you don't need to start you code with \$jq but just \$.

Keep in mind that there is also a [PluginJQ](#) and [Custom Code HowTo - jQuery](#) to allow other extended usages.

jQuery is enabled by default and the jquery plugins can be enabled/disabled through "**Admin > Features > Interface**"



The screenshot shows the Tiki Admin interface with the 'Interface' tab selected. At the top, there is a navigation bar with various icons. Below it, a 'Tip' box contains the text: 'Please see the evaluation of each feature on Tiki's developer site.' The main content area is divided into several sections:

- Global features:** Interface, Programmer, New, Experimental.
- AJAX:**
  - Ajax (requires Ajax OK)
  - Ajax Xajax (requires Ajax OK)
  - Ajax auto-save (requires Ajax OK)
  - Save draft (requires Ajax OK)
- jQuery plugins and add-ons:**
  - Tooltips
  - Superfish
  - JQuery UI
  - JQuery UI Theme: smoothness
  - Autocomplete
  - Reflection
  - Validation
  - JQuery Media
  - JQuery Sheet (requires SpreadSheet OK)
- Experimental:**
  - JQuery Sortable Tables
  - JQuery Infinite Carousel
  - JQuery JQS5

You can see it in action in this introductory video to [Tiki3#Video](#)

## JQuery Plugins added in Tiki 3.0

### Tooltips

<http://plugins.learningjquery.com/cluetip/>

The clueTip plugin allows you to easily show a fancy tooltip when the user's mouse hovers over (or, optionally, clicks on) any element you designate in your script. If the element includes a title attribute, its text becomes the heading of the clueTip.

### Autocomplete

<http://bassistance.de/jquery-plugins/jquery-plugin-autocomplete/>

Drop-down menu lists from input fields (like Google Suggest). Currently only implemented on "Quick Edit" module page list so far.

### Superfish

[http://users.tpg.com.au/j\\_birch/plugins/superfish/](http://users.tpg.com.au/j_birch/plugins/superfish/)

Superfish is an enhanced Suckerfish-style menu jQuery plugin that takes an existing pure CSS drop-down menu (so it degrades gracefully without JavaScript)

Requires Css Menus (suckerfish) feature enabled

### Reflection

<http://www.digitalia.be/software/reflectionjs-for-jquery>

It allows you to add instantaneous reflection effects to your images in modern browsers.

So far only on the admin icons on individual admin pages.

### Cycle

<http://malsup.com/jquery/cycle/>

The jQuery Cycle Plugin is a lightweight slideshow plugin.

Initial implementation on File Gallery image slideshows.

### UI

<http://jqueryui.com/>

jQuery UI provides abstractions for low-level interaction and animation, advanced effects and high-level, themeable widgets, built on top of the jQuery JavaScript Library, that you can use to build highly interactive web applications.

### Shadowbox

[Shadowbox](#)

*This feature has been replaced by ColorBox in tw >=4.0 due to licensing issues.*

### Sheet

<http://jqueryplugins.weebly.com/jquerysheet.html>

Unused so far (the intention is to link this with Tiki-Spreadsheet in Tiki5)

### TableSorter

<http://tablesorter.com>

Turns a standard HTML table with THEAD and TBODY tags into a sortable table without page refreshes

Used in the [PluginFancyTable](#)

## JQuery Plugins added in Tiki 4.0

## Colorbox

[Colorbox](#). And see [PluginColorBox](#)

## treeTable

See [treeTable](#)

## JQuery Plugins added in Tiki 5.0

### Carousel

This uses the Infinite Carousel script for JQuery. See <http://www.catchmyfame.com/2009/08/27/jquery-infinite-carousel-plugin-1-2-released/> and, for an example of usage within Tiki, [http://themes.tiki.org/Infinite\\_carousel](http://themes.tiki.org/Infinite_carousel). It is included in [Tiki5](#) as part of the Tiki package. For earlier versions, it will have to be downloaded and installed separately.

### JQS5

- [JQS5](#)

### Sheet

<http://visop-dev.com/Project+jQuery.sheet>

[jQuery.sheet](#) gives you all sorts of possibilities when it comes to giving your web application a spreadsheet style interface with OOo Calc or MS Excel style calculations.

Used in conjunction with Tiki [Spreadsheets](#). See [Spreadsheet jq](#)

## JQuery Plugins added in Tiki 6.0

Please, note that since [Tiki6](#), you don't need to start you code with \$jq but just \$.

### Brosho CSS assistant

To be explained in detail.

In the meantime, see: <http://demos.usejquery.com/broscho-plugin/>

To use: `tiki-admin.php?page=look -> Custom CSS -> "CSS assistant"`

### Media

It provides more media formats: video, pdf, etc.:

aif,aiff,aac,au,bmp,gsm,mov,mid,midi,mpg,mpeg,mp4,m4a,psd,qt,qtif,qif,qti,snd,tif,tiff,wav,3g2,3pg,flv, mp3, swf,asx, asf, avi, wma, wmv,ra, ram, rm, rpm, rv, smi, smil, xaml, html, pdf (see [jquery media](#) for a complete list)

For more information: [PluginMediaPlayer](#) and <http://jquery.malsup.com/media/>

### Validation

It allows to validate tracker fields against some conditions set by the user.

See [Tracker Field Validation](#) for more information

## JQuery Plugins added in Tiki 8.0

Added since [Tiki8.0](#)

## AnythingSlider

See [PluginSlider](#)

## JQuery Plugins added in Tiki 9.0

Added since [Tiki9.0](#)

## JTrack

Added to allow time tracking for project management, linked to trackers and displayed also as spreadsheet data.

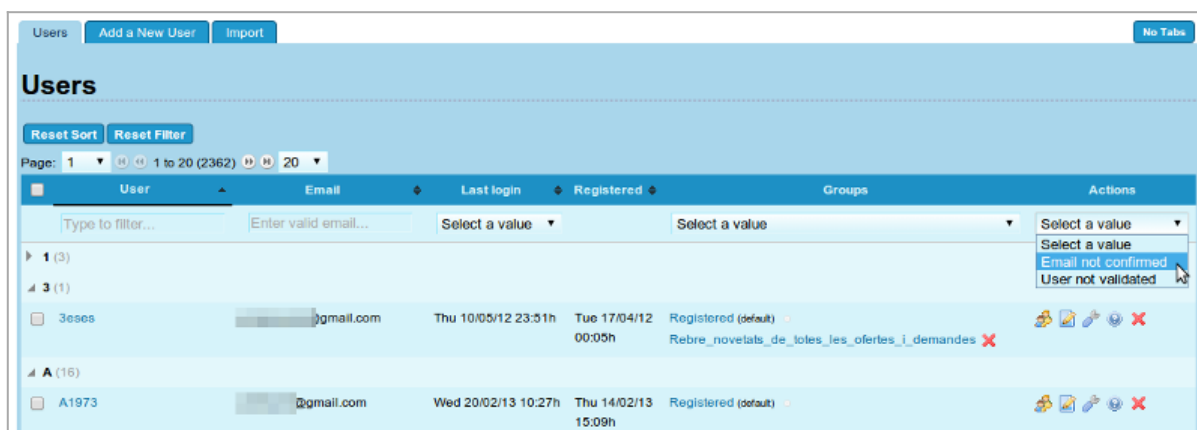
See [Timesheet](#)

## JQuery Plugins added in Tiki 12.0

### Sortable Tables

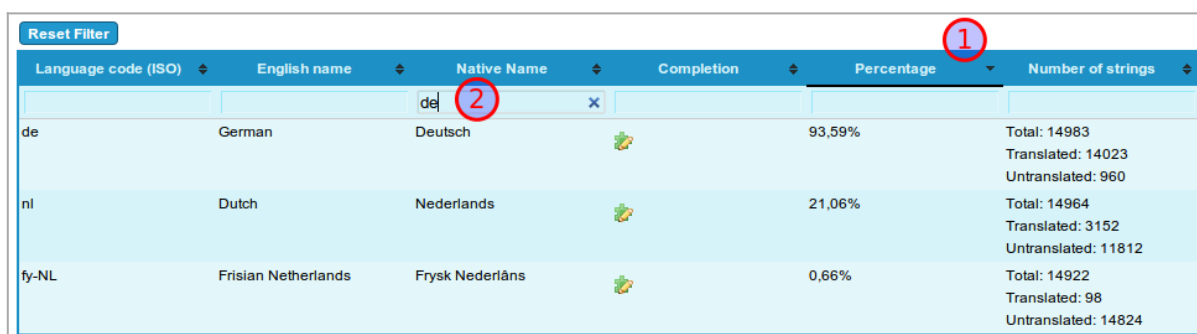
Added in [Tiki12.0](#). It provides new features such as the ones shown in the user administration or Plugin FancyTable, among others.

For instance, for user administration, you nowadays have many more filtering options to select users from the users list. You can filter by a search string in the username, by exact email, by the fact that users didn't validate their account, etc. All of them using the jQuery Sortable Tables feature.



Click to expand

In Plugin FancyTable, you can as usual sort by one or more columns, but since Tiki12 you can also filter your results by searching for some string in one or more columns. In the example below, sorted by one column ("Percentage"), and filtered by content in another column ("Native name" containing "de"):



Language code (ISO)	English name	Native Name	Completion	Percentage	Number of strings
de	German	Deutsch		93,59%	Total: 14983 Translated: 14023 Untranslated: 960
nl	Dutch	Nederlands		21,06%	Total: 14964 Translated: 3152 Untranslated: 11812
fy-NL	Frisian Netherlands	Frysk Nederlâns		0,66%	Total: 14922 Translated: 98 Untranslated: 14824

Click to expand

## Zoom

A small jQuery plugin for zooming images on mouseover or mousedown. See the project page (<http://jacklmoore.com/zoom/> for documentation and a demonstration.

Used inside the Plugin Img. See: <http://doc.tiki.org/PluginImg#Zoombox>

## Links

- [PluginJQ](#)
- [Custom Code HowTo - jQuery](#)
- <http://jquery.com>
- <http://doc.tiki.org/Tiki3#Video>
- <http://dev.tiki.org/ExperimentalBranchesjQuery>
- [http://tiki.org/TikiFestMadrid#Offline\\_Videos](http://tiki.org/TikiFestMadrid#Offline_Videos) (the one about JQuery)
- <http://api.jquery.com/browser/>