

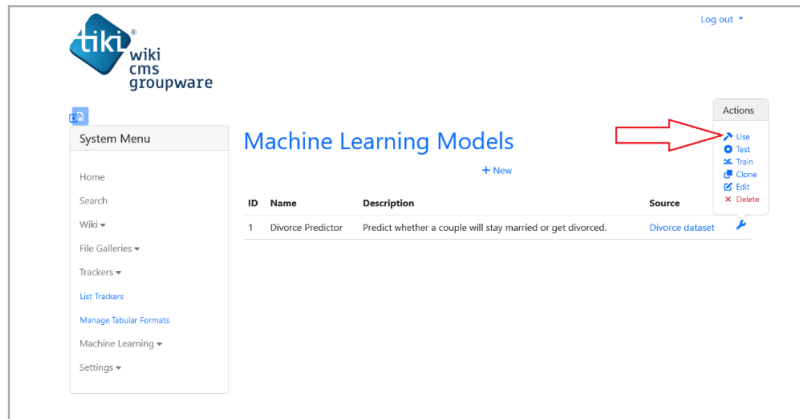
This page [needs review](#)

Trained Machine Learning models can be used to make predictions.

Using Machine Learning Models

After a model has been trained, it is ready to be used to make prediction on new data. Trying to use an untrained model will result in an error.

To use a model, open its action menu and click on **Use**.



Go to model use page

Tiki will then display the model's page for prediction. This page will include input fields for you to enter new data.

The screenshot shows the 'Use machine learning model Divorce Predictor' page. The page has a title 'Use machine learning model Divorce Predictor' and a subtitle '+ New Manage'. Below the title is a description: 'Predict whether a couple will stay married or get divorced.' and 'Use this model by entering a sample information in the form below and execute a query against the trained model. This will produce results based on the chosen estimator and show you the most relevant matches or predict the result.' The form consists of five input fields labeled Q1 to Q5, each with a dropdown arrow on the right. The fields contain the following text: Q1: '4', Q2: '2', Q3: '4', Q4: '5', Q5: '2'. Below the fields are five example sentences: 'If one of us apologizes when our discussion deteriorates, the discussion ends. (1-5) E.g. 1.', 'I know we can ignore our differences, even if things get hard sometimes. (1-5) E.g. 5.', 'When we need it, we can take our discussions with my spouse from the beginning and correct it. (1-5) E.g. 2.', 'When I discuss with my spouse, to contact him will eventually work. (1-5) E.g. 2.', and 'The time I spent with my wife is special for us. (1-5) E.g. 4.'.

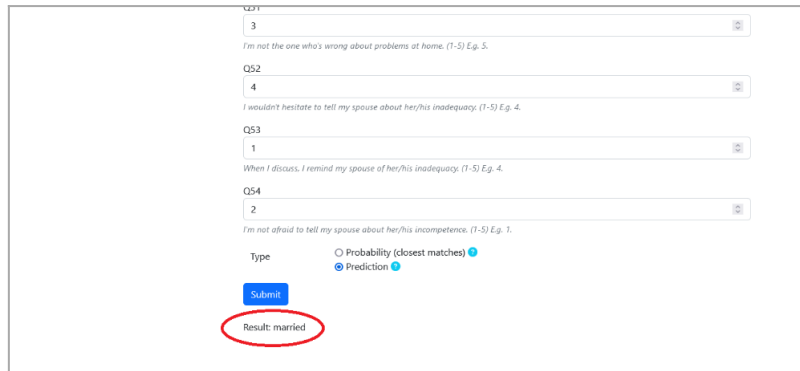
Use model page

Fill in the fields and select the type of task you want model to perform. This will be either a probability or prediction task. Either of the tasks is supported based on the model's underlying learning algorithm. After this, click on the **Submit** button to get result.

A success message will be displayed and result will appear right after the submit button.

The screenshot shows the 'Use machine learning model Divorce Predictor' page with a success message. A green banner at the top of the form area says 'Success' with a checkmark icon. Below the banner, the form fields are visible, with Q1 containing the value '4'. The rest of the page content is the same as the previous screenshot.

Result success message





Q21
3
I'm not the one who's wrong about problems at home. (1-5) E.g. 5.

Q22
4
I wouldn't hesitate to tell my spouse about her/his inadequacy. (1-5) E.g. 4.

Q23
1
When I discuss, I remind my spouse of her/his inadequacy. (1-5) E.g. 4.

Q24
2
I'm not afraid to tell my spouse about her/his incompetence. (1-5) E.g. 1.

Type
☐ Probability (closest matches) 
☒ Prediction 

[Submit](#)

Result: married

Result

Related links

- [Machine Learning](#)
- [Preparing Machine Learning Dataset](#)
- [Creating Machine Learning Models](#)
- [Configuring Machine Learning Models](#)
- [Training Machine Learning Models](#)