

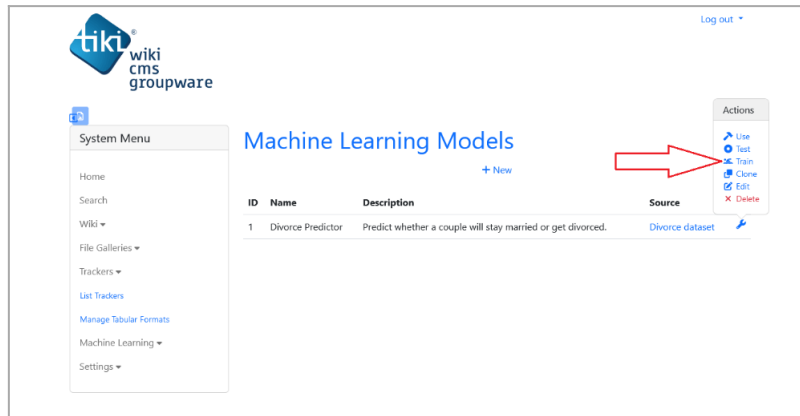
This page [needs review](#)

Machine Learning models require training before they can be used to perform tasks.

Training Machine Learning Models

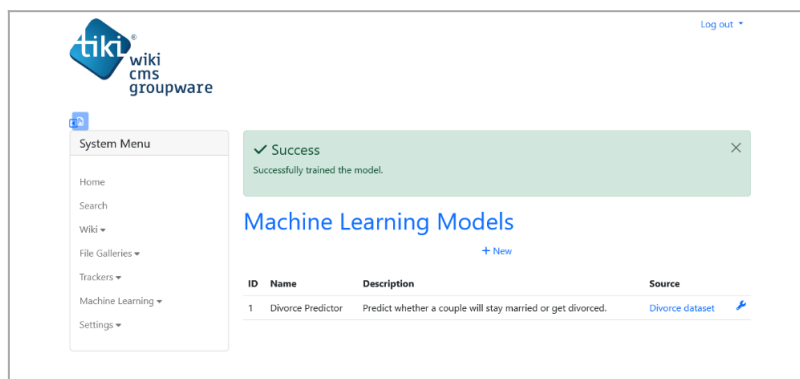
Training a model in Tiki is a one-step process. The model must have been created and fully configured with a data source tracker to be used for training. Tiki will check if the set source tracker contain any items (samples), and will halt the training process if there are none, and display an error message.

To train a model, go to the **List Models** page and click on the **Actions** button of the model, then select **Train**.



Click on Train in model's action menu to start training

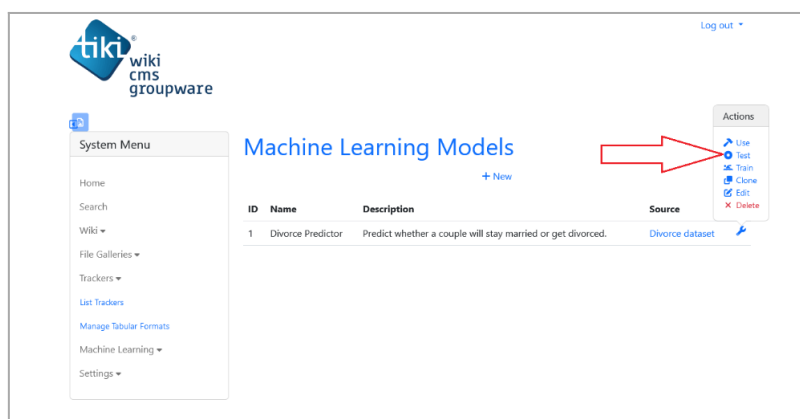
Model will be trained using items from source tracker and a success message will be shown on completion.



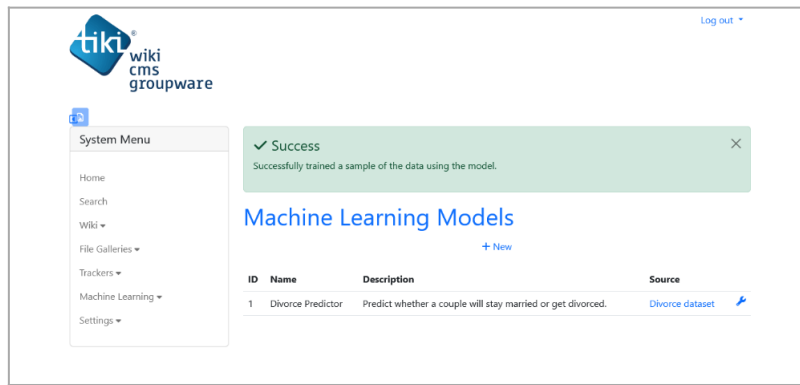
Success message after training

Testing the Model

Testing a model in Tiki is the same as training except that only a sample of the model is created and it is not saved. Call it dry training.



Clicking on Test in model's action menu will start test



Test complete

This feature is useful in checking to know if model can learn with the linked source tracker. To test a model, open the model's action menu and click on **Test**.

Related links

- [Machine Learning](#)
- [Preparing Machine Learning Dataset](#)
- [Creating Machine Learning Models](#)
- [Configuring Machine Learning Models](#)
- [Using Machine Learning Models](#)