
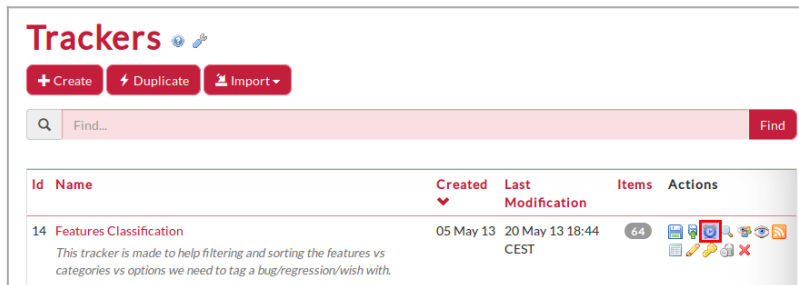







# Tracker Events

Events on Tracker items: Changing status & email notification in advanced

It is possible to specify automatic item status change for a tracker after a certain period of inactivity. Moreover, some emails can be sent to warn the user about that change at some predefined time before the status item change is planned to happen.

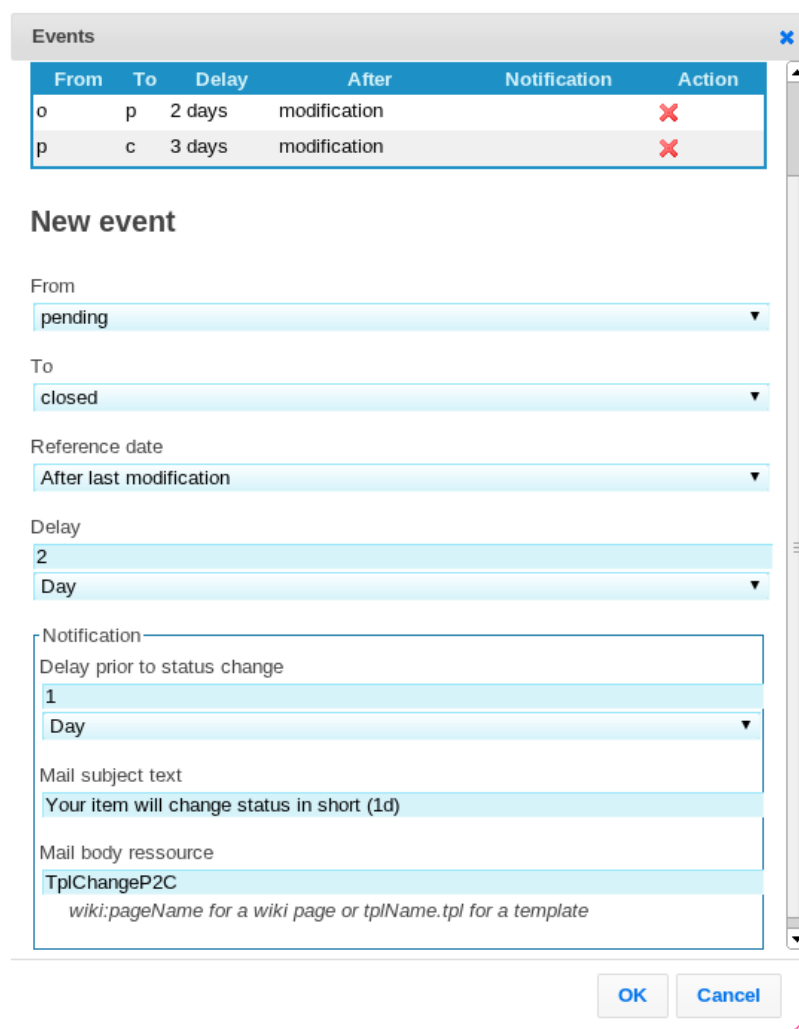
You can define it through the "Events" option for tracker; the icon is shown in the list of Trackers ([tiki-list\\_trackers.php](#)) > column "Actions": 



Id	Name	Created	Last Modification	Items	Actions
14	Features Classification <small>This tracker is made to help filtering and sorting the features vs categories vs options we need to tag a bug/regression/wish with.</small>	05 May 13	20 May 13 18:44 CEST	64	    

Click to expand

The interface for the status change based on the batch job looks something like (depending on your Tiki version):



From	To	Delay	After	Notification	Action
o	p	2 days	modification		✗
p	c	3 days	modification		✗

**New event**

From: pending

To: closed

Reference date: After last modification

Delay: 2 Day

Notification: Delay prior to status change: 1 Day

Mail subject text: Your item will change status in short (1d)

Mail body resource: TpiChangeP2C  
wiki:pageName for a wiki page or tplName.tpl for a template

OK Cancel

The status change is done before considering to send notification.

The time the event is approximate as it depends of the frequency of the cron

The task that must be run is

**cron command**

```
cd /path_to_tiki_root; php tiki-batch_todo.php
```

In the modification/creation panel of a tracker, you can specify a change of status from one status (optional) to another after a certain time from the creation or last modification of an item. You can also specify if you wish to send a notification to the item creator. The subject of the message is a string. The body of the message is a smarty resource, either a wiki page or a template, which can use a few variables inside:

- `{ $todo_itemId }`
- `{ $todo_tostatus }`
- `{ $todo_fromstatus }`
- `{ $todo_after }`
- `{ $todo_desc }`, which is fed with the first "isMain" type of field from that tracker, which could be the "title" or "name" assigned to that tracker item at item creation, etc.

Example ( in [Tiki6](#) ):

The screenshot displays the configuration panel for status changes in a tracker. At the top, a table lists existing configurations:

From	To	Delay	After	Notification	Action
o	p	1 day	creation	mail: creator before: 23 hours subject: You need to do..... body: wiki:changeStatus	✖

Below the table, the configuration form includes:

- Status changes:** From  To
- Delay:**  **Week**
- After:**  **After creation**
- Notification:** Notify creator the change  **Week**  before change
- Mail subject text:**
- Mail body resource:**  *wiki:pageName for a wiki page or tplName.tpl for a template*

**wiki page changeStatus**

In about `{ $todo_after|duration }`, the item `{ $todo_itemId }` ("`{ $todo_desc }`") will change from the status `{ $todo_fromstatus }` to `{ $todo_tostatus }`

In this example open items older than one day will have their status changed to pending. The item creator will receive a notification 23 hours before the change.

Since [Tiki9](#), the events on tracker items can be run by means of [Token Access](#).

Related:

- [Trackers](#)
- [Batch](#)

Alias names for this page:

[TrackerEvents](#) | [TrackerEvent](#) | [Tracker Event](#)