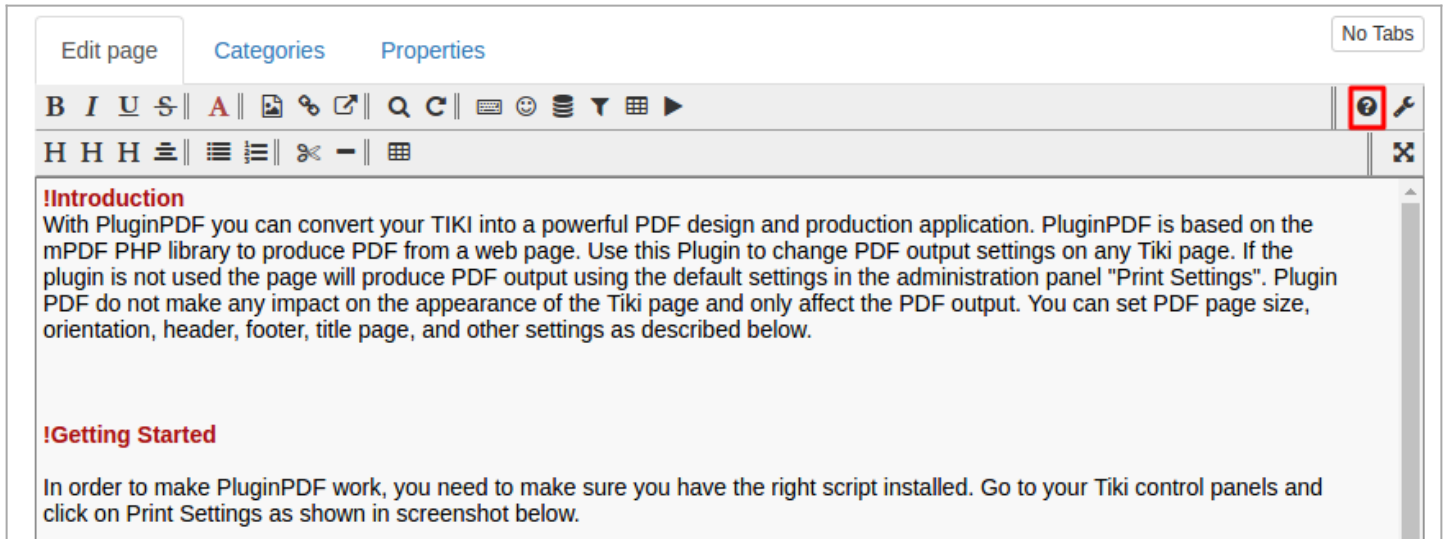


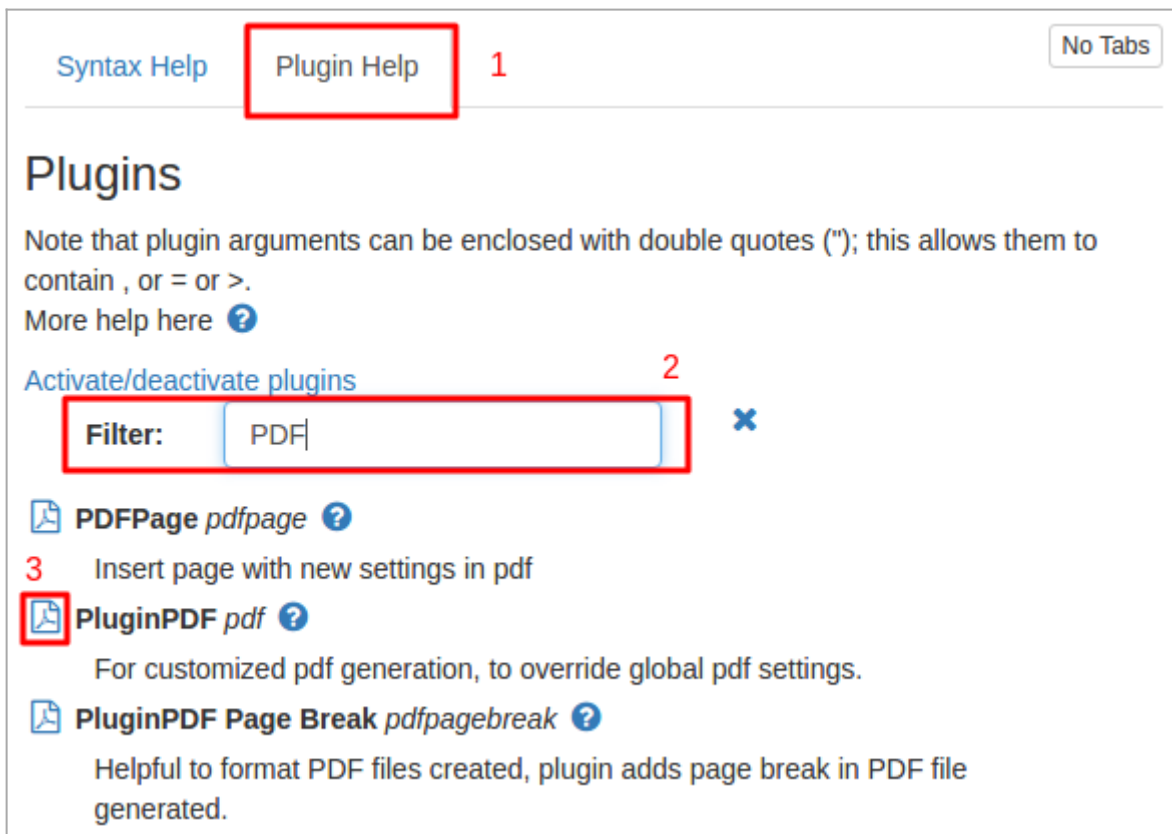
Overview

To use the **PluginPDF** you must have installed and activated **mPDF**. It is used to change default Administration PDF Settings and use custom settings for any specific Tiki page. When we apply **PluginPDF** on any page, all settings made in the plugin take effect on all the pages of the PDF document produced. Edit the page which you want to convert to a PDF document. Click on the Question Mark on the right corner of the editor as shown in the diagram below to open Plugin Help Window. See also: [PluginPdfpagebreak](#)

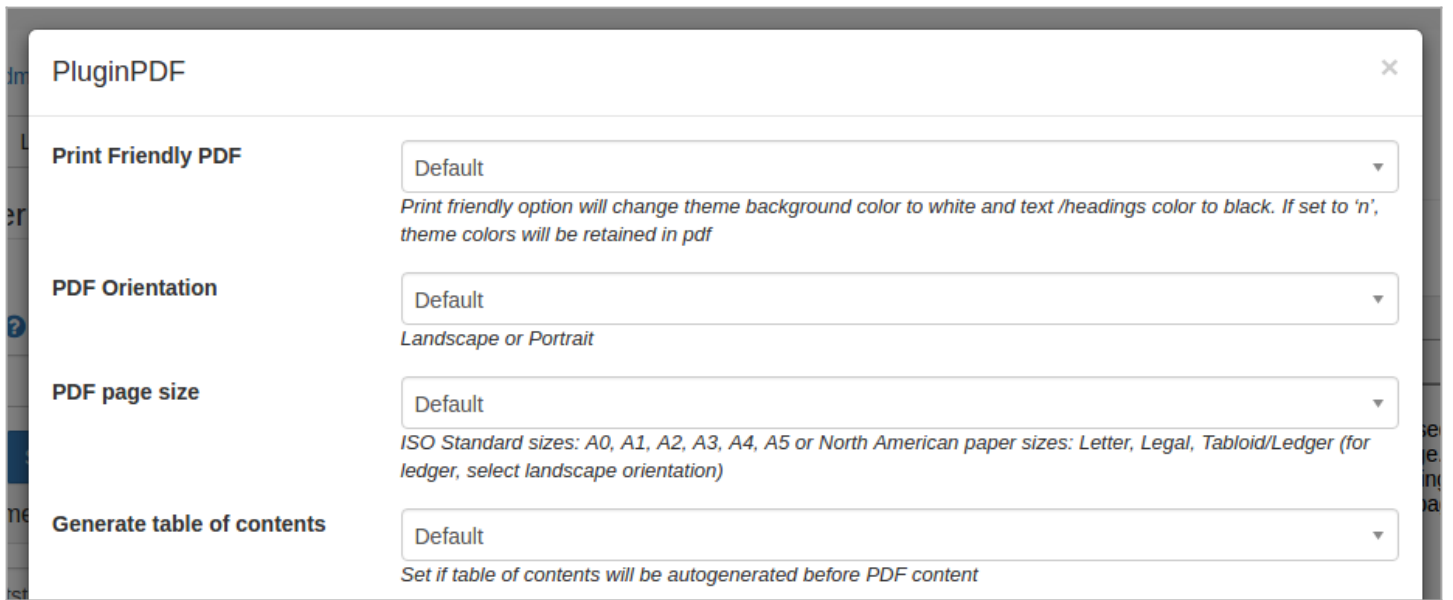
Introduced in Tiki 17



It will open up the Help Window, click on "Plugin Help" and type in the Filter search box "PDF" and three plugins will appear in the list. Click on the icon before PluginPDF to open PluginPDF Options.



You get to see the list of PDF Options here, if you do not change or use any of the options then default options setup from the admin panel will be used. If you modify any PDF settings here on the page using the plugin then the new settings will be used.



PluginPDF Parameters

For customized PDF generation, to override global PDF settings.

Introduced in Tiki 17.

[Go to the source code](#)

Preferences required: `wikiplugin_pdf`

Parameters	Accepted Values	Description	Default	Since
<code>coverpage_settings</code>		Background color Page border Border color. Enter settings separated by ,sequence is important,leave blank for default. For example #fff 1 #000		
<code>coverpage_text_settings</code>		Heading Subheading Text Alignment Background color Text color Page border Border color. Enter settings separated by ,sequence is important,leave blank for default. For example {PAGETITLE} Tikiwiki Center #fff #000 1 #ccc		
<code>coverpage_wiki</code>		Name of the wiki page that will be used for the text of the coverpage.		
<code>coverpage_image_settings</code>		Enter the full URL.		
<code>footer</code>		Possible values: HTML / Wiki Syntax / Plain text, 2 , {DATE j-m-Y}. For example: {PAGETITLE} Center Text 2 , Page 2 of {NB} , . Set footer value as off, to remove footer from page		
<code>pagesize</code>	(blank) Letter Legal Tabloid/Ledger A0 A1 A2 A3 A4 A5 A6	ISO Standard sizes: A0, A1, A2, A3, A4, A5 or North American paper sizes: Letter, Legal, Tabloid/Ledger (for ledger, select landscape orientation)		
<code>password</code>		Secure confidential PDF with password, leave blank if password protected is not needed		

background		Enter a valid CSS color code.	
background_image		Enter the full URL.	
watermark_image		Full URL of watermark image	
watermark		Watermark text value, for example: Confidential, Draft etc.	
autobookmarks		Values H1-H6,separated by For example H1 H2 H3	h1 h2 h3
toc	(blank) y n	Set if table of contents will be autogenerated before PDF content	n
toclinks	(blank) y n	Link TOC headings with content on PDF document	n
orientation	(blank) P L	Landscape or portrait	P
header		Enter Wiki Syntax / HTML code / Plain text. Possible values: Custom HTML / Wiki Syntax / text , 3 , {DATE j-m-Y}, Page 3 of {NB}, Left text Center Text Right Text. Set header value as off, to turn off header from page	
printfriendly	(blank) y n	Print friendly option will change theme background color to white and text /headings color to black. If set to 'n', theme colors will be retained in pdf	
margin_bottom	digits	Numeric value, no need to add px. For example 10	10
margin_footer	digits	Only applicable if footer is set.Numeric value only, no need to add px. Warning: Footer can overlap text if bottom margin is not set properly	5
margin_header	digits	Only applicable if header is set. Numeric value only, no need to add px.Warning: Header can overlap text if top margin is not set properly	5
hyperlinks	(blank) off footnote		
margin_left	digits	Numeric value.For example 10	10
columns	(blank) 2 (blank) (blank)		
margin_right	digits	Numeric value, no need to add px. For example 10	10
pagetitle	(blank) y n	Print wiki page title with pdf	

tocheading		Heading to be appeared before table of content is printed	Table of Contents
toclevels		Will be autopicked from content of document, for example:H1 H2 H3	H1 H2 H3
margin_top	digits	Numeric value, no need to add px. For example 10	10

Sample PluginPDF Code

```
{pdf pagesize="A4" toc="n" pagetitle="n" header=" Document Title | | {DATE j-m-Y }"footer="Document Copyrights | www.example.org |4" margin_left="10" margin_right="10" margin_top="20" margin_bottom="20" margin_header="10" margin_footer="10" coverpage_text_settings=" " coverpage_image_settings="http://example.org/filename.jpg" toc="y" toclinks="y" tocheading="Table of Contents" toclevels="H1|H2|H3" }
```

Margin Top & Margin Header

This needs to be configured correctly for the page contents and header contents appear without overlapping. Margin Top is the space between document top and the contents of the document. And Margin Header is the space between Header and the document top. Check the diagram below:



Cover Page

This features allow users to add a cover page to their PDF comprising of a background image and text on top of it. There are two variables to set this up. This cover page is not visible on the TIKI page but will be added whenever a PDF is produced. Following is the image size guide to help design some great PDF cover pages.



Image Size and Dimensions for Cover Page

Image Resolution: DPI / PPI 96

Page Size	Image Dimensions
Letter	816 x 1056 px
Legal	816 x 1344 px
Ledger	1056 x 1632 px
A0	3179 x 4494 px
A1	2245 x 3179 px
A2	1587 x 2245 px
A3	1123 x 1587 px
A4	794 x 1123 px
A5	559 x 794 px
A6	397 x 559 px

Advanced Usage With PluginList

If you need to pass data from your content into the parameters for plugin PDF you can use markup like this. This example formats a footer for each page using tracker item data depending on the `itemId` parameter on the URL.

```
{LIST()} {filter type="trackeritem"} {filter field="object_id" content=""} {OUTPUT()}#{display name="tracker_field_id"}
{display name="wikiplugin_pdf" format="wikiplugin" orientation="P" footer="footer" margin_bottom="20"} {OUTPUT}
{FORMAT(name="footer")} {literal}#{display name="tracker_field_id"} - {display name="tracker_field_title"} - {display
name="creation_date" format="date"}| | AT {display name="tracker_field_building_text"}|5{/literal} {FORMAT}
{ALTERNATE()}^No DSO data found^{ALTERNATE} {LIST}
```

Collection of References on doc.tiki.org

- [Print](#) general info about printing
- [PDF](#) general overview about PDF creation in Tiki
- [mPDF](#) create PDFs from Tiki content (advanced library that works even on shared hosting). Recommended for Tiki18+
- [PluginPDF](#) alter default settings of mPDF per wiki page
- [PluginPDFPageBreak](#) add a page break for PDFs created with mPDF
- [PluginMediaPlayer](#) display PDF file from file gallery
- [PDF.js viewer](#) PDF.js from Mozilla
- [ViewerJS](#): a script to view PDFs and ODFs, which bundles WebODF
- [PluginArchiveBuilder](#) Generate a zip file, including PDFs from wiki pages
- [WeasyPrint](#) A PDF generation option in Python
- [wkhtmltopdf](#) create PDFs from Tiki content (needs root installation)
- [dompdf](#) once used for PDF print of slideshows