

Module permissions

New in [Tiki19](#) (and probably better in [Tiki20](#)), this module lists the permissions for current object.

It help site admins know which group has which permission on the current object, and how (ex.: object permissions vs category permissions vs global permissions)

Related Topics

- [Permissions](#)
- [Modules](#)

Usage

Module

```
{MODULE(module=permissions)}. {MODULE}
```

Parameters

As of 2019-06-21, the module has no parameters. @developers: please test and add parameters as you see fit

List of active permissions for current object

[Go to the source code](#)

Parameters
<i>no parameters</i>

Example


This is a screenshot of the module in use at <https://dev.tiki.org/> (visible to logged in users only)




Permissions applied from:

global level


wiki

admin_wiki 


view 


edit 


upload_picture 

rename 


wiki_view_history 


wiki_view_source 

use_as_template 


wiki_attach_files 

wiki_view_attachments 

wiki_view_comments 


view_backlink 

tiki

modify_object_categories 

comments

read_comments 

post_comments 

Related Pages

See these pages for information that applies for all modules:

- [Module](#) — Overall introduction and overview
- [Module Admin](#) — Introduction to the module admin pages for site-wide and individual module settings
 - [Assigning Modules](#) — How to select a module to configure it
 - [Module Settings Interface](#) — Interface for configuring individual module settings
 - [Module Settings Parameters](#) — Explanation of standard parameter settings for modules
 - [Creating Custom Modules](#) — How to create user modules
- [Index of Modules](#) — Links to the documentation of individual modules

- [User Modules](#) — How (if the feature is active) users can choose and place their modules
- [Mods Type Modules](#) — Links to modules that are installed as components