

# Module Administration page

Related Topics

## Overview

Use this page to configure the site-wide settings for Tiki modules.

- [Module](#)
- [Bugs and Wishes](#)




## To access

Click the **Module** icon  on the [Admin Panel](#)  
or

Access <http://example.org/tiki-admin.php?page=module>

## Note

To configure specific modules, select **Admin > Modules** from the main menu.

Option	Description	Default
<a href="#">Show module controls</a>	Enable controls in modules	Disabled
<a href="#">Users can configure modules</a>	Modules aren't reflected in the screen until they are configured on MyAccount->Modules, including for the admin user 	Disabled
<a href="#">Users can open and close the modules</a>	Allows users to open and close modules using the icon in the module header. ☰ Always   Module decides   Never	Module decides
<a href="#">Always display modules to all groups</a>	Any setting for the Groups parameter will be ignored and the module will be displayed to all users.	Disabled
Hide anonymous-only modules from registered users	If an individual module is assigned to the Anonymous group, the module will be displayed only to anonymous visitors. Registered users will not see the module.	Disabled
Hide anonymous-only modules from Admins		Disabled
<a href="#">Top module zone</a>	Activate zone for modules such as site logo, log-in form, etc. (page header) ☰ Only if one or more modules are assigned   Always   Never	Only if one or more modules...
<a href="#">Topbar module zone</a>	Activate zone for modules such as horizontal menu (navbar), search form, page-wide content, etc. ☰ Only if one or more modules are assigned   Always   Never	Only if one or more modules...
<a href="#">Page top module zone</a>	Activate zone for modules such as breadcrumbs, banners, share icons, etc ☰ Only if one or more modules are assigned   Always   Never	Only if one or more modules...
<a href="#">Left column</a>	 Controls visibility of the left column of modules ☰ Only if one or more modules are assigned   Always   User decides   Never	User decides
<a href="#">Right column</a>	 Controls visibility of the right column of modules ☰ Only if one or more modules are assigned   Always   User decides   Never	User decides

Option	Description	Default
<a href="#">Page bottom module zone</a>	<p>Activate zone for modules at the bottom of the main column of each page</p> <p>☰ Only if one or more modules are assigned   Always   Never</p>	Only if one or more modules...
<a href="#">Bottom module zone</a>	<p>Activate zone for modules such as "powered by" and "rss list" (page footer)</p> <p>☰ Only if one or more modules are assigned   Always   Never</p>	Only if one or more modules...
Module file	<p>Use a static module definition file instead of relying on the dynamic values generated by Tiki. Useful for custom themes. The file must be in YAML format, following the format used in profiles.</p>	None
Extra module zones available	<p>Extra module zones to be managed through the module administration interface. Useful if a custom theme or layout requires a special zone other than the predefined ones.</p> <p>👉 <i>Comma-separated list, maximum of 20 characters per entry.</i></p>	None

## Module Admin

[+]